

leader bible study

After Jesus' death and resurrection, He appeared to His disciples over a 40-day period. At one point, He appeared to more than 500 people. During that time, Jesus taught about the kingdom of God. Some of them wondered if Jesus was finally going to overthrow the Roman government and set up His kingdom on earth.

Jesus had a different plan for the disciples. He directed the Eleven to go to a mountain, where He appeared to them again. They worshiped Him, but some still doubted. (Matt. 28:17) On the mountain, Jesus gave His disciples the Great Commission. He commanded His disciples to go into the world and preach the gospel, the good news about Him.

The Great Commission is not just for missionaries far from home. All believers are called to share the gospel with others, teach them to obey God's commands, and baptize them in the name of the Father, Son, and Holy Spirit. Jesus finished His commission with a profound promise: "And remember, I am with you always, to the end of the age" (Matt. 28:20).

Jesus told the disciples to remain in Jerusalem until they received the Father's promise—the Holy Spirit. Those who repented of their sins and trusted in Jesus' death and resurrection would be baptized by the Holy Spirit. The Holy Spirit would give them power to live holy lives and take the gospel to the ends of the earth. After Jesus told the disciples these things, Jesus was taken up into the sky—right in front of their eyes!

Jesus is alive in heaven, waiting to return for His people. Jesus told the disciples He was going to prepare a place for them, and when we die, we will be with the Lord. (John 14:1-3) In the meantime, Jesus has not left us alone. Jesus sent the Holy Spirit to be with us and help us do God's work. One day, Jesus will return to make all things new and to rule as Lord over all.

Vision for Grace Airways
We navigate the scriptures,
training up bold disciples,
on our ongoing journey to Jesus!

Gospel—Centered Preparation:

The heart of preparation is rooted in your understanding of the gospel and your personal application of the story.

After your study ask yourself:

- How do the verse and Big Picture Question connect to this story?
- What am I excited to teach from this passage?
- The main point this week is: _____
- Where is the gospel in this story?

April Focus: Jesus Out of the Grave



April 5th: Easter

April 12th: The Emmaus Disciples *John 11*

Story Point: The whole Bible is about Jesus



April 19th: Jesus Appeared to the Disciples *Luke 24; John 20*

Story Point: Jesus appeared to His disciples



April 26th: Jesus Returned to Heaven *Matt 28; Acts 1*

Story Point: Jesus gave His disciples a mission



Co-Pilot—Included Preparation:

On a Sunday morning, the Pilot is leading everyone in our ongoing journey to Jesus— that includes both flyers and Co -Pilots! The more consistency and continuity we have between Pilots, the better we can prepare our helpers to succeed and grow! With that consistency comes the mentorship aspect for our youth volunteers in particular, and utilizing our adult co -pilots as well: sharing activities, engaging them in the morning, and encouraging their involvement.

As you prepare for the lesson, ask yourself:

- **Does my planning allow for Co-Pilot participation throughout the morning?**
- **How did I prepare my Co-Pilot to help with classroom management?**
- **What specific activities will my Co-Pilot assist with today?**
- **In what ways can I encourage my Co-Pilot?**

Engagement

- Sit with child during the story
- Playing alongside flyers
- Reengage chatty/distracted kids
- Ask to volunteer an example during discussion
- Help play to Co-Pilot's strengths

Activities

- Attendance stickers
- Timeline
- Joining in the verse and BPQ&A
- Assigned to a specific flyer
- Helping find books in the Bible
- Leading crafts & songs

Encouragement

- Thank you for stepping in there!
- You did a great job with _____.
- You really helped me while I was _____.
- Thank you for being _____'s buddy today.
- Your help really made this morning go smoothly.
- _____ was the right thing to do. You handled it well!
- I'm so glad you are here today!

Morning Routine



Stay with this order.

Adjust pictures on schedule according to your plan.

Review schedule with the children at the start of the morning.



Take Off
Prayer
VBS song
Verse/BPO



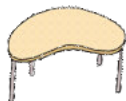
5 Min



Journey
Bible Story
Worship & Wiggles
Discussion



10 Min



Flight Lab
Bible Story Activity

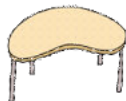
15 Min



Free Play
Inside or on
playground

10 Min

At congregation last song—clean up/move inside



Pilot's Log
Prayer
Take Home Page
Settle and Review



5 Min



5 min Take Off

Celebrate & being here! Introduce the morning

Gather

As the children enter, have them gather at the TV to begin with worship/singing.

Have your co-pilot check attendance.

Song

Do a song or 2 of your choice as time allows to help children prepare for the lesson,

Key passage

Transition from singing into the Verse Song. Lead the kids with the hand motions in the video!

Jesus said..."I am the resurrection and the life."

John 11:25

Big picture question

Where is Jesus now?

Jesus is in heaven

Repeat the question 2-3 times for learning!

Transition to the Bible Story

Clap a simple rhythm for the children to copy, use a finger play, etc...
Set expectations for the children: "my turn to talk, your turn to listen, eyes on me, hands in your lap"

Choosing the same transition every week works super well with child and kindergarten ages.

Bible Connection Ideas

Bible FingerPlay:

1, 2 (hold up fingers) The Bible is true (hands like book), God loves me (cross arms, point to me) and God loves you (cross arms, point to class)

Bible Foundation Motions:

- The Bible is **True** (*thumbs up*)
- The Bible is How God **Speaks to Us** (*cup hands around mouth as if you were shouting*)
- The Bible is **Different** from other stories (*cross your arms and point in opposite directions*)
- The Bible points to **Jesus** (*ASL sign for Jesus*)

Fingerplay Ideas

Open Shut them:

Hold hands in front as you open and shut them while saying:

Open shut them, open shut them, give a little clap

Open shut them, open shut them, lay them in your lap.

Creep them creep them, slowly to your chin

Open wide your little mouth (pause), but do not let them in!

Active Preparing to sit and listen:

I stomp my feet, I clap my hands, I jump up from the ground.

I stomp my feet, I clap my hands, I turn myself around.

I stomp my feet , I clap my hands, I sit myself right down

I stomp my feet (*while sitting*) , I clap my hands, I do not make a sound (*finger over lips, spoken in a whisper*).



10 Min Journey

Where we travel into God's word

Introduce the Bible Story

Use our Bible Finger play each week to transition to the Story.

• Today's Bible story is in two books in the New Testament: Matthew and Acts. **Point to the Bible story picture on their timeline.**

Tell the Bible Story

Using the pictures, tell the Bible Story or watch the video (*This lesson starts on **page 263** in the *It's All About Jesus Bible Storybook**). Tell the story using your own words keeping eye-contact with the children.

• The disciples spent time with Jesus after He died and came back to life. Jesus continued to teach them about God's kingdom. **Jesus gave His disciples a mission.** He told them to tell people all over the world about Him. He promised to send the Holy Spirit to be a Helper as they told people everywhere.

Talk about the Bible Story

Show the Bible story picture as you ask:

1. **Where did Jesus tell His disciples to go?** (a mountain)
2. **What did Jesus give His disciples?** (Jesus gave His disciples a mission.)
3. **What was the mission Jesus gave His disciples?** (to make followers of him in every place on earth)
4. **How long did Jesus say that the disciples should stay in Jerusalem?** (until God sent the Holy Spirit)
5. **What would the Holy Spirit give the disciples power to do?** (to tell people all over the world about Jesus)
6. **Where is Jesus now? Jesus is in heaven.**

What movement-based activity can I use?



God's attributes- helping the children understand what God is like, shown to us in the Bible. In today's story we see that God is:

- Holy - In Control

Have a student place the story picture on the 'timeline'

Age Appropriate Bible Story

Use your own words—Trust the Holy Spirit to speak through you

Jesus Returned to Heaven— *Matthew 28; Acts 1*

After Jesus died and came back to life, Jesus spent time with His disciples and taught them even more about God’s kingdom. One day, Jesus told His disciples to go to a mountain in Galilee. The disciples saw Jesus there, and they worshiped Him.

Jesus gave them a mission, a very important job to do. Jesus said, “I am in charge of everything in heaven and on earth.” He commanded His disciples—and everyone who trusts in Jesus—by saying, “Go. Make followers of Me in every place on earth. Baptize them in the name of the Father and of the Son and of the Holy Spirit. Teach them to obey everything I have told you. Remember that I am always with you, even until the very end of time.”

Jesus told His disciples to stay in Jerusalem until God sent the Holy Spirit. Jesus said, “You will have power when the Holy Spirit comes on you. You will tell people about Me in Jerusalem, in all Judea and Samaria, and to the ends of the earth.”

Then something amazing happened! Jesus’ disciples saw Jesus go up into the sky! A cloud took Him out of their sight. As the disciples looked into the sky, two angels in white clothes stood beside them. The angels said, “Why are you staring up into the sky? Jesus has been taken into heaven. One day, He will come back again in the same way.”

Christ Connection: *Jesus left earth and returned to heaven, but He did not leave us alone. Jesus promised to send the Holy Spirit. The Holy Spirit helps us do God’s work on earth—telling people about Jesus so they can follow Him—while we wait for Jesus to come back and make everything new.*

Picture Card Lesson

Use your own words—Trust the Holy Spirit to speak through you!

Jesus Returned to Heaven— *Matthew 28; Acts 1*

Card 1: Jesus was alive! Jesus spent many days teaching His friends about God’s plan. Jesus told His friends to go to a mountain in Galilee. When they saw Jesus there, they worshiped Him.

Card 2: Jesus told them to wait for God to send the Holy Spirit. “I am in charge of everything in heaven and on earth,” Jesus said. “Go and teach people everywhere about Me. You will tell people about Me in Jerusalem, in all Judea and Samaria, and to the ends of the earth.”

Card 3: Jesus also said “Baptize them in the name of God the Father, God the Son, and God the Holy Spirit. Teach them to obey everything I taught you. I am always with you, until the very end of time.”

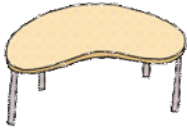
Card 4: Then Jesus went up into the sky! A cloud took Him out of their sight. As the disciples looked into the sky, two angels in white clothes stood beside them. The angels said, “Why are you staring up into the sky? Jesus has been taken into heaven. One day, He will come back again in the same way.”

Christ Connection: *Jesus left earth and returned to heaven, but He did not leave us alone. Jesus promised to send the Holy Spirit. The Holy Spirit helps us do God’s work on earth—telling people about Jesus so they can follow Him—while we wait for Jesus to come back and make everything new.*

Bible Storytelling Tips:

Tell a monologue: Invite a man from your congregation to dress in Bible times clothes and tell the Bible story as a monologue from the perspective of one of Jesus’ disciples.

Go outside: If possible, lead preschoolers outside to tell the Bible story. Sit on top of a hill if one is nearby. Gesture up toward the sky at the appropriate moment in the Bible story.



15 min Flight lab

Learning the story in an interactive way

*Choose from below or use your own idea-however the Lord leads.
Then go into free-play.*

Play a go game

Give children directions such as “If you are wearing blue, go to the window.” “If you are a boy, go stand by the books.” “If you have brown eyes, go to the table.” Continue giving directions until every child has several opportunities to follow a direction and children are spread out around the room.

- You followed my directions! You all went all over our room! In today’s Bible story, Jesus gave His disciples a direction. He said to “go.” Where did Jesus want His disciples to go?

Create mountainous scenes

Before the session, cut 9-inch, 7-inch, and 5-inch high triangles in varying widths from brown, gray, and green construction paper. Give each child a sheet of blue construction paper. Explain that the blue paper is the sky and the triangles are mountains. Encourage a child to choose several triangles to glue to their paper to create a mountain range. Suggest children overlap and layer triangles to add depth to their mountain ranges. Write the story point on each child’s artwork.

After Jesus died and came back to life, Jesus spent time with His disciples and taught them even more about God’s kingdom. One day, Jesus told His disciples to go to a mountain in Galilee. When they were on the mountain, Jesus gave His disciples a mission, a very important job to do.

List promises

On a large sheet of paper or dry erase board, make a list of promises that people make. Explain that a *promise* is when one person says to another that he will do what he said he will do. Encourage children to think of promises people make to them and promises they make to other people. Comment that people do not always keep their promises. Remind children that God always keeps His promises.

that God has made.

Promises of God: Joshua 1:9, Psalm 46:1, Proverbs 3:5-6, Isaiah 41:10 John 3:16, Romans 8:28, Romans 10:13, Philippians 4:19, James 1:5, 1 John 1:9

- Jesus left earth and returned to heaven, but He did not leave us alone. Jesus promised to send the Holy Spirit. The Holy Spirit helps us do God's work on earth—telling people about Jesus so they can follow Him—while we wait for Jesus to come back and make everything new. Jesus promised that if we believe in Him, we will live with Him forever. I am glad that God keeps His promises!

Draw where and who you can tell

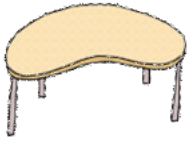
Give each child a sheet of paper. Ask children to think of places they go where they can tell people about Jesus. Be ready to offer suggestions such as at the playground, a friend's house, daycare, preschool, grocery store, restaurant, and so forth. Suggest they choose one place to draw. Then ask children to think of people they know that they can tell about Jesus. Encourage them to add the person they named to their drawing. Use the gospel plan poster for preschool to review the gospel message with children as they draw.

- **Jesus gave His disciples a mission.** He told them to go and make followers of Him in every place on earth. That is still our mission today as people who love and follow Jesus. We can tell everyone everywhere we go the good news that Jesus died and came back to life to save people from sin.

Look at a world map

Tape a large world map to the floor. Talk about how God has filled the earth with people. Invite Children to place heart stickers on the map. Encourage older children to use transportation toys to get to the heart stickers and pray for people there.

- Jesus told His friends to go and tell others about Him. We tell people that Jesus died to rescue us from sin and



5 Min Pilot's Log

Where we prepare to go home

After flight lab, allow the children to play. **When congregation begins last song, move to the tables.**

Pause and settle

- Signal the end of free play, (use the time-timer to count down)
- Sing the clean-up song and guide children to clean their areas. Wash hands or use hand sanitizer if needed.
- Have children sit around the table.

ALWAYS CLOSE THE MORNING WITH PRAYER.

This is how we model incorporating prayer into their lives.

- After prayer, hand out the activity/coloring page. Direct children accordingly to complete the page. Remind children of what they can take away from today's lesson.

If a child finishes the activity/coloring page while waiting for mom and dad or is not interested, only offer options that can be completed at the table (playdough, puzzle, select a book to examine, practice the verse, etc) **Keep children at the table to maintain a calm and quiet environment for easy transition to mom and dad.**

When parents pick up their children, as appropriate share something their child enjoyed doing or did well during the morning.

Be sure that the Co-Pilots hand out the Activity sheet to each child or to parents. Have your Co-Pilot encourage parents to use this to talk to their kids about what they learned in class today.

PREK/K Prayer Extra Ideas:

Prayer Chain — in small groups, ask children for their prayer requests and have the Pilot or Co-Pilot write them on a few strips of paper. Connect strips into a chain and display our growing conversation with the Lord. Feel free to revisit old prayer requests as well.

Pointing to a Globe — Have a child or Co-Pilot spin the globe and place their finger on a country. Place a star sticker on the place(s) and pray over it as a group. We will provide a PreK/K age geography book to help guide discussion and prayer. Even if you don't know anything about the country, we can lift up the people, pray for Jesus, light to shine there, the Gospel to be active there, and churches to grow, etc.

Looking out the Window — Grab a dry-erase marker, have the kids gather at the windows, and look outside. Ask the children to look for 3 things they can see out of the window to pray over. Using the dry-erase marker, write or draw these things on the window then pray over them.

Preschool Carpet Bag Prayers— Choose an item(s) out of the carpet bag. Discuss the item and different people/things the item could represent (car—driving safely, mechanics, trips, first responders, etc) Encourage kids to “think outside the bag” and help them make connections. Pray over the people, places, and things that were discussed.

Head Shoulders Knees and Toes—Pray through the song.

- Head (mind, imagination, thoughts, creativity)
- Shoulders (physical strength, things we might be dealing with)
- Knees (dancing, playing, jumping, etc.)
- Toes (walking and following after Jesus, standing strong in our faith)
- Eyes, ears, mouth & nose (seeing goodness, listening to Him, speaking truthful words, our senses, etc.)

**You're
ready for
Sunday!**

