

PREK Flight Plan May 17th



Lesson	Before the Throne
Bible Passage	Revelation 4-5
Story Point	Everyone and everything will worship Jesus
Key Passage	The kingdom of the world has become the kingdom of our Lord and of his Christ and He will reign forever and ever. Rev 11:15
Big Picture Q & A	What is the hope of the church? The church looks forward to Jesus' return when He will make all things new.



Connect the Dots



leader bible study

John was on the island of Patmos when he had a vision. Jesus appeared to John and showed him what will happen before the end of time. John wrote about what he saw in the Book of Revelation. John saw a vision of the future. John saw a throne in heaven, and the Lord was on the throne.

John saw a scroll in the Lord's right hand. A mighty angel asked, "Who is worthy to open the scroll?" But no one in heaven was worthy. No one on earth was worthy. No one under the earth was worthy either.

John began to cry loudly because no one was worthy! Then John saw Jesus, the resurrected Lamb. The elders threw their crowns at His feet. They worshiped Him and sang a new song. John heard every creature, everywhere, worshiping the Lamb together.

Revelation 4:11 says, "Our Lord and God, you are worthy to receive glory and honor and power, because you have created all things, and by your will they exist and were created."

John's vision gives us a glimpse of our future and also reminds us of a present reality: The Lord is on His throne. After His death and resurrection, Jesus ascended to heaven and sat down at the right hand of God. (Heb. 10:12)

Jesus, the Lamb of God, is worthy of our praise. All the creatures in John's vision worshiped Jesus. As you teach preschoolers, hold up Jesus as our treasure who is worthy of all honor. Worship Him together in song.

Jesus was killed on the cross so that we could have forgiveness and eternal life. Jesus deserves all praise, honor, and blessing. We look forward to the day we will join with all the saints in worshiping Jesus forever.



Gospel—Centered Preparation:

The heart of preparation is rooted in your understanding of the gospel and your personal application of the story.

After your study ask yourself:

- How do the verse and Big Picture Question connect to this story?
- What am I excited to teach from this passage?
- The main point this week is: _____
- Where is the gospel in this story?

May Focus: Jesus Will Return



May 3rd: John's Vision of Jesus *Rev 1*

Story point: Jesus showed Himself to John



May 10th: Letters to the Seven Churches *Rev 2-3*

Story Point: Jesus sent messages to the seven churches



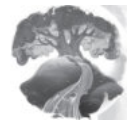
May 17th: Before the Throne *Rev 4-6*

Story Point: Everyone and everything will worship Jesus



May 24th: Jesus will Return *Rev 19-22*

Story Point: Jesus said that He is coming back soon



May 31st: End of Year Celebration!

Co-Pilot—Included Preparation:

On a Sunday morning, the Pilot is leading everyone in our ongoing journey to Jesus— that includes both flyers and Co -Pilots! The more consistency and continuity we have between Pilots, the better we can prepare our helpers to succeed and grow! With that consistency comes the mentorship aspect for our youth volunteers in particular, and utilizing our adult co -pilots as well: sharing activities, engaging them in the morning, and encouraging their involvement.

As you prepare for the lesson, ask yourself:

- **Does my planning allow for Co-Pilot participation throughout the morning?**
- **How did I prepare my Co-Pilot to help with classroom management?**
- **What specific activities will my Co-Pilot assist with today?**
- **In what ways can I encourage my Co-Pilot?**

Engagement

- Sit with child during the story
- Playing alongside flyers
- Reengage chatty/distracted kids
- Ask to volunteer an example during discussion
- Help play to Co-Pilot's strengths

Activities

- Attendance stickers
- Timeline
- Joining in the verse and BPQ&A
- Assigned to a specific flyer
- Helping find books in the Bible
- Leading crafts & songs

Encouragement

- Thank you for stepping in there!
- You did a great job with _____.
- You really helped me while I was _____.
- Thank you for being _____'s buddy today.
- Your help really made this morning go smoothly.
- _____ was the right thing to do. You handled it well!
- I'm so glad you are here today!

Morning Routine



Stay with this order.

Adjust pictures on schedule according to your plan.

Review schedule with the children at the start of the morning.



Take Off
Prayer
VBS song
Verse/BPO



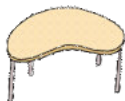
5 Min



Journey
Bible Story
Worship & Wiggles
Discussion



10 Min



Flight Lab
Bible Story Activity

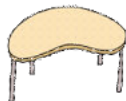
15 Min



Free Play
Inside or on
playground

10 Min

At congregation last song—clean up/move inside



Pilot's Log
Prayer
Take Home Page
Settle and Review



5 Min



5 min Take Off

Celebrate & being here! Introduce the morning

Gather

As the children enter, have them gather at the TV to begin with worship/singing.

Have your co-pilot check attendance.

Song

Do a song or 2 of your choice as time allows to help children prepare for the lesson,

Key passage

Transition from singing into the Verse Song. Lead the kids with the hand motions in the video!

The kingdom of the world has become the kingdom of our Lord and of his Christ and He will reign forever and ever

Rev 11:15

Big picture question

What is the hope of the church?

The church looks forward to Jesus' return when He will make all things new.

Repeat the question 2-3 times for learning!

Transition to the Bible Story

Clap a simple rhythm for the children to copy, use a finger play, etc... Set expectations for the children: "my turn to talk, your turn to listen, eyes on me, hands in your lap"

Choosing the same transition every week works super well with child

Bible Connection Ideas

Bible FingerPlay:

1, 2 (hold up fingers) The Bible is true (hands like book), God loves me (cross arms, point to me) and God loves you (cross arms, point to class)

Bible Foundation Motions:

- The Bible is **True** (*thumbs up*)
- The Bible is How God **Speaks to Us** (*cup hands around mouth as if you were shouting*)
- The Bible is **Different** from other stories (*cross your arms and point in opposite directions*)
- The Bible points to **Jesus** (*ASL sign for Jesus*)

Fingerplay Ideas

Open Shut them:

Hold hands in front as you open and shut them while saying:

Open shut them, open shut them, give a little clap

Open shut them, open shut them, lay them in your lap.

Creep them creep them, slowly to your chin

Open wide your little mouth (pause), but do not let them in!

Active Preparing to sit and listen:

I stomp my feet, I clap my hands, I jump up from the ground.

I stomp my feet, I clap my hands, I turn myself around.

I stomp my feet , I clap my hands, I sit myself right down

I stomp my feet (*while sitting*) , I clap my hands, I do not make a sound (*finger over lips, spoken in a whisper*).



10 Min

Journey

Where we travel into God's word

Introduce the Bible Story

Use our Bible Finger play each week to transition to the Story.

• God's Word is true. In our Bible story today, we will hear more about the vision of Jesus that John had while he was on an island.

Point to the Bible story picture on their timeline. The Bible tells us the big story of how God rescues sinners through His Son, Jesus.

Tell the Bible Story

Using the pictures, tell the Bible Story or watch the video (*This lesson is on pages 308-310 in the It's All About Jesus Bible Storybook*). Tell the story using your own words keeping eye-contact with the children.

• In his vision, John saw a throne in heaven with someone sitting on it. Beautiful creatures worshiped the One on the throne. The One on the throne held a scroll. John cried when he realized that no one was good enough to open the scroll. Then, John saw Jesus. Jesus took the scroll. Jesus was good enough to open it! Jesus died on the cross so that we can have forgiveness and life forever with God. One day, **everyone and everything will worship Jesus.**

Talk about the Bible Story

Show the Bible story picture as you ask:

1. **Where was John when God gave him a vision?** (an island)
2. **Who was worshipping Jesus?** (elders and four creatures)
3. **Who did everyone worship near the big throne in heaven?** (Jesus)
4. **Who was able to open the scroll?** (Jesus)

What is the hope of the church? The church looks forward to Jesus' return when He will make all things new.

What movement-based activity can I use?



God's attributes- helping the children understand what God is like, shown to us in the Bible. In today's story we see that God is:

- Holy - Powerful

Have a student place the story picture on the 'timeline'

Age Appropriate Bible Story

Use your own words—Trust the Holy Spirit to speak through you

Before the Throne— Revelation 4-5

John was on a small island when he had a vision of Jesus. Jesus showed John what will happen in the future. John wrote about what he saw in the Book of Revelation.

John saw a throne in heaven with someone sitting on it. He saw other thrones around it, and elders wearing crowns were sitting on them. He saw beautiful colors and four different creatures around the throne. The creatures were different, but they each had six wings.

The first creature was like a lion; the second creature was like an ox; the third creature had a face like a man; and the fourth creature was like an eagle. All day and night they said:

“Holy, holy, holy,
Lord God, the Almighty,
Who was, who is, and who is coming.”

John said that when the creatures worshiped the One on the throne, the elders fell down and worshiped too. They said to God:

“You deserve to have
glory and honor and power,
Because You have created all things.”

Then John saw a scroll in the right hand of the One seated on the throne. A mighty angel shouted, “Who is good enough to open the scroll?”

No one in heaven was good enough. No one on earth was good enough. John began to cry loudly because no one was good enough. Finally, one of the elders said, “Look! The Lion of Judah can open the scroll. He is good enough!”

Then John saw Jesus near the throne. Jesus took the scroll, and everyone fell down in front of Him. The elders threw their crowns at His feet. They worshiped Him and sang a new song.

Thousands of angels around the throne worshiped Jesus. John heard every creature everywhere—in heaven, on earth, under the earth, and on the sea—worshiping Jesus the Lamb together.

Christ Connection: John cried when he saw that no one was good enough to open the scroll. Then John saw Jesus, the Lamb of God. Jesus died on the cross so that we can have forgiveness and life forever with God. Jesus is good enough. He deserves all of our worship

Picture Card Lesson

Use your own words—Trust the Holy Spirit to speak through you!

Before the Throne— *Revelation 4-5*

Card 1: John was on a small island when he had a vision of Jesus. Jesus showed John what will happen in the future. John wrote about what he saw in the Book of Revelation.

Card 2: In the vision, John saw a throne in heaven with someone sitting on it. He saw other thrones around it, and elders wearing crowns were sitting on them. He saw beautiful colors and four different creatures around the throne. One looked like a lion; the second like an ox; the third had a face like a man; and the fourth was like an eagle.

Card 3: The elders and creatures were praising God forever! The One on the throne held a scroll. An angel asked, “Who is good enough to open this scroll?” No one in heaven or earth could do it, and John cried.

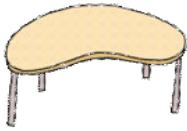
Card 4: One of the men said, “Do not cry! Jesus can open the scroll!” When Jesus took the scroll, the creatures and elders praised Him.. John heard every creature everywhere—in heaven, on earth, under the earth, and on the sea—worshiping Jesus together.

Christ Connection: *John cried when he saw that no one was good enough to open the scroll. Then John saw Jesus, the Lamb of God. Jesus died on the cross so that we can have forgiveness and life forever with God. Jesus is good enough. He deserves all of our worship*

Bible Storytelling Tips:

Create a throne: Drape a chair with a royal looking fabric to create a throne. Place a toy crown and a rolled-up paper scroll on the throne. Encourage preschoolers to face the throne as you tell the Bible story.

Worship along with the story: As you say the worship phrases in the story, “Holy, holy, holy” and “You deserve to have glory” encourage children to echo the phrases with you. Lead the children to say the phrases several times.



15 min Flight lab

Learning the story in an interactive way

*Choose from below or use your own idea-however the Lord leads.
Then go into free-play.*

Play a game: lion, ox, man, eagle

Guide preschoolers to stand facing you. Practice the following motions for each creature.

lion: make claws with hands and roar

ox: get down on all fours

man: stand up straight and tall

eagle: flap arms to sides

After practicing the motions a few times, randomly call out one of the four creatures and lead the children to do the prescribed movement. Vary the order and speed at which you call out the creatures. Play as time allows. Consider allowing children to take turns calling out creature names.

- In our Bible story today, we will hear about some creatures that worshiped Jesus. They looked like a lion, an ox, a man, and an eagle.

Dig for animals and people figures

Fill a large, plastic bin with a few inches of sand, rice, or whole corn feed. Hide several plastic people and animal figures in the filled bin. Invite children to take turns digging to find the figures. When all the figures have been found, invite children to hide them again for other children to have a turn.

Watercolor a scroll

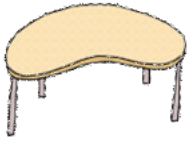
Use painter's tape to make a cross on a sheet of white construction paper for each preschooler. Roll up sleeves and put a smock on each child. Invite preschoolers to use watercolor paint to paint their entire paper. When children finish painting, lay the pictures aside to dry. Carefully remove the tape to reveal the cross. Help children to roll up their artwork and secure each with a piece of yarn.

- There is a cross on your scroll! John cried when he saw that no one was good enough to open the scroll. Then John saw Jesus. Jesus died on the cross so that we can have forgiveness of sins and life forever with God. Jesus is good enough. He deserves all of our worship. One day when Jesus returns, **everyone and everything will worship Jesus.**

Toss crowns at a throne

Place a chair on one side of the room. Put a tape line on the floor 4 to 5-feet away from the chair. Invite preschoolers to line up single file behind the tape line. Hand the first child a hula hoop. Show her how to hold the hoop out flat in front of her. Then guide her to toss it to try to hook it over the back of the chair. Give her several chances. Repeat the game with each child. For younger preschoolers, cut rings from paper plates. Guide preschoolers to toss the rings at the chair seat.

- We made a game out of tossing a pretend crown at a pretend throne. In John's vision, Jesus took the scroll and everyone fell down in front of Him. The elders threw their crowns at His feet. They worshiped him and sang a new song. John heard every creature everywhere—in heaven, on earth, under the earth, and on the sea—worshiping Jesus together. Jesus is the only one worthy of worship. One day, **everyone and everything will worship Jesus.**



5 Min Pilot's Log

Where we prepare to go home

After flight lab, allow the children to play. **When congregation begins last song, move to the tables.**

Pause and settle

- Signal the end of free play, (use the time-timer to count down)
- Sing the clean-up song and guide children to clean their areas. Wash hands or use hand sanitizer if needed.
- Have children sit around the table.

ALWAYS CLOSE THE MORNING WITH PRAYER.

This is how we model incorporating prayer into their lives.

- After prayer, hand out the activity/coloring page. Direct children accordingly to complete the page. Remind children of what they can take away from today's lesson.

If a child finishes the activity/coloring page while waiting for mom and dad or is not interested, only offer options that can be completed at the table (playdough, puzzle, select a book to examine, practice the verse, etc) **Keep children at the table to maintain a calm and quiet environment for easy transition to mom and dad.**

When parents pick up their children, as appropriate share something their child enjoyed doing or did well during the morning.

Be sure that the Co-Pilots hand out the Activity sheet to each child or to parents. Have your Co-Pilot encourage parents to use this to talk to their kids about what they learned in class today.