

PREK Flight Plan May 24th



| | |
|------------------------------|--|
| Lesson | Jesus Will Return |
| Bible Passage | Revelation 19-22 |
| Story Point | Jesus said that He is coming back soon |
| Key Passage | The kingdom of the world has become the kingdom of our Lord and of his Christ and He will reign forever and ever. Rev 11:15 |
| Big Picture Q & A | What is the hope of the church? The church looks forward to Jesus' return when He will make all things new. |



When He Returns



leader bible study

While he was a prisoner on the island of Patmos, the apostle John had an amazing vision of heaven. Jesus told John to write down everything he saw. John saw things that will happen when Jesus comes back to earth.

In the final chapters of the Book of Revelation, John described a vision of the new heaven and the new earth. He wrote about the beauty of the New City—the New Jerusalem. The streets will be pure gold, like clear glass. The foundations of the city wall will be adorned with precious stones. The city will not need the sun or the moon because God’s glory lights up the city. There will be no darkness, and nothing evil will ever come into the city. There will be no sadness, crying, or pain. Even though there will be no sun or moon, there will be no darkness because the glory of God will be its light. The Lord will reign forever and ever. What an amazing place heaven will be!

Even with John’s descriptions, we can’t imagine exactly what it will be like when Jesus returns. Use this session to emphasize what we do know, using the unit big picture question and answer: What is the hope of the church? The church looks forward to Jesus’ return when He will make all things new.

The promised return of Christ should fill believers with hope, strengthening them to persevere through the trials of this life and remain faithful to the Lord. When Christ returns, those who trust in Him will be with Him and enjoy Him forever. God will undo every bad thing caused by sin—no more death, no more pain, no more tears.

Christ’s return should also give believers a sense of urgency to share the gospel with the world. It is the power of God for salvation to everyone who believes! (Rom. 1:16) Jesus is coming soon. Amen. Come, Lord Jesus!



Gospel—Centered Preparation:

The heart of preparation is rooted in your understanding of the gospel and your personal application of the story.

After your study ask yourself:

- How do the verse and Big Picture Question connect to this story?
- What am I excited to teach from this passage?
- The main point this week is: _____
- Where is the gospel in this story?

May Focus: Jesus Will Return



May 3rd: John's Vision of Jesus *Rev 1*

Story point: Jesus showed Himself to John



May 10th: Letters to the Seven Churches *Rev 2-3*

Story Point: Jesus sent messages to the seven churches



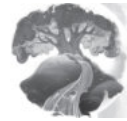
May 17th: Before the Throne *Rev 4-6*

Story Point: Everyone and everything will worship Jesus



May 24th: Jesus will Return *Rev 19-22*

Story Point: Jesus said that He is coming back soon



May 31st: End of Year Celebration!

Co-Pilot—Included Preparation:

On a Sunday morning, the Pilot is leading everyone in our ongoing journey to Jesus— that includes both flyers and Co -Pilots! The more consistency and continuity we have between Pilots, the better we can prepare our helpers to succeed and grow! With that consistency comes the mentorship aspect for our youth volunteers in particular, and utilizing our adult co -pilots as well: sharing activities, engaging them in the morning, and encouraging their involvement.

As you prepare for the lesson, ask yourself:

- **Does my planning allow for Co-Pilot participation throughout the morning?**
- **How did I prepare my Co-Pilot to help with classroom management?**
- **What specific activities will my Co-Pilot assist with today?**
- **In what ways can I encourage my Co-Pilot?**

Engagement

- Sit with child during the story
- Playing alongside flyers
- Reengage chatty/distracted kids
- Ask to volunteer an example during discussion
- Help play to Co-Pilot's strengths

Activities

- Attendance stickers
- Timeline
- Joining in the verse and BPQ&A
- Assigned to a specific flyer
- Helping find books in the Bible
- Leading crafts & songs

Encouragement

- Thank you for stepping in there!
- You did a great job with _____.
- You really helped me while I was _____.
- Thank you for being _____'s buddy today.
- Your help really made this morning go smoothly.
- _____ was the right thing to do. You handled it well!
- I'm so glad you are here today!

Morning Routine



Stay with this order.

Adjust pictures on schedule according to your plan.

Review schedule with the children at the start of the morning.



Take Off

Prayer
VBS song
Verse/BPO



5 Min

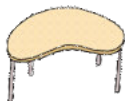


Journey

Bible Story
Worship & Wiggles
Discussion



10 Min



Flight Lab

Bible Story Activity

15 Min

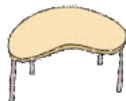


Free Play

Inside or on
playground

10 Min

At congregation last song—clean up/move inside



Pilot's Log

Prayer
Take Home Page
Settle and Review



5 Min



5 min Take Off

Celebrate & being here! Introduce the morning

Gather

As the children enter, have them gather at the TV to begin with worship/singing.

Have your co-pilot check attendance.

Song

Do a song or 2 of your choice as time allows to help children prepare for the lesson,

Key passage

Transition from singing into the Verse Song. Lead the kids with the hand motions in the video!

The kingdom of the world has become the kingdom of our Lord and of his Christ and He will reign forever and ever

Rev 11:15

Big picture question

What is the hope of the church?

The church looks forward to Jesus' return when He will make all things new.

Repeat the question 2-3 times for learning!

Transition to the Bible Story

Clap a simple rhythm for the children to copy, use a finger play, etc... Set expectations for the children: "my turn to talk, your turn to listen, eyes on me, hands in your lap"

Choosing the same transition every week works super well with child

Bible Connection Ideas

Bible FingerPlay:

1, 2 (hold up fingers) The Bible is true (hands like book), God loves me (cross arms, point to me) and God loves you (cross arms, point to class)

Bible Foundation Motions:

- The Bible is **True** (*thumbs up*)
- The Bible is How God **Speaks to Us** (*cup hands around mouth as if you were shouting*)
- The Bible is **Different** from other stories (*cross your arms and point in opposite directions*)
- The Bible points to **Jesus** (*ASL sign for Jesus*)

Fingerplay Ideas

Open Shut them:

Hold hands in front as you open and shut them while saying:

Open shut them, open shut them, give a little clap

Open shut them, open shut them, lay them in your lap.

Creep them creep them, slowly to your chin

Open wide your little mouth (pause), but do not let them in!

Active Preparing to sit and listen:

I stomp my feet, I clap my hands, I jump up from the ground.

I stomp my feet, I clap my hands, I turn myself around.

I stomp my feet , I clap my hands, I sit myself right down

I stomp my feet (*while sitting*) , I clap my hands, I do not make a sound (*finger over lips, spoken in a whisper*).



10 Min Journey

Where we travel into God's word

Introduce the Bible Story

Use our Bible Finger play each week to transition to the Story.

• The Bible is the most important book there is because it is God's Word. All the stories we read in the Bible are true. Today's Bible story is about what will happen in the future. **Point to the Bible story picture on their timeline.** The Bible tells us the big story of how God rescues sinners through His Son, Jesus.

Tell the Bible Story

Using the pictures, tell the Bible Story or watch the video (*This lesson is on pages 311-313 in the It's All About Jesus Bible Storybook*). Tell the story using your own words keeping eye-contact with the children.

• John wrote about what will happen when Jesus comes back to earth. We have much to look forward to when that day comes! There will be a new heaven and a new earth. God will take away every sad and wrong thing. No one will ever do wrong things again. Best of all, God will live with us. We will be His people, and He will be our God. **Jesus said He is coming back soon.** Amen! Come, Lord Jesus.

Talk about the Bible Story

Show the Bible story picture as you ask:

1. **When will the things John saw in his vision happen?** (*when Jesus comes back to earth*)
2. **What new things did John see?** (*heaven, earth, city*)
3. **Who will come to live with His people?** (*God, Jesus*)
4. **What will give light to the new city of Jerusalem?** (*the glory of God*)
5. **When did Jesus say that He is coming back to earth?** (*Jesus said that He is coming back soon.*)
6. **What is the hope of the church? The church looks forward to Jesus' return when He will make all things new.**

What movement-based activity can I use?



God's attributes- helping the children understand what God is like, shown to us in the Bible. In today's story we see that God is:

- Holy - With Us

Have a student place the story picture on the 'timeline'

Age Appropriate Bible Story

Use your own words—Trust the Holy Spirit to speak through you

Jesus Will Return— Revelation 19-22

John had a vision of the new heaven and new earth. He heard a large crowd of people praising God. John saw the things that will happen when Jesus comes back to earth, and he wrote about what he saw.

John saw a new heaven and a new earth. The first heaven and the first earth had disappeared. He also saw the Holy City, a new Jerusalem, coming down out of heaven from God.

John heard a loud voice from the throne, saying, “Look! God will live with His people. They will be His people, and He will be their God. He will wipe away every tear from their eyes. There will be no more death, no more sadness, no more crying, and no more pain. These things are gone forever.”

John saw an angel come and carry him to a high mountain. The angel showed him the holy city of Jerusalem. The city was shining with God’s glory. The foundations of the city wall had every type of jewel, and the city street was made of pure gold, as clear as glass.

The city does not need a temple because God the Father and Jesus are its temple. The city does not need the sun or the moon to shine on it. The glory of God gives light to the city, and there is no darkness. The city is safe and clean; nothing unclean is in the city, and no one will do wrong things in the city.

Then the angel showed John the river of living water. It sparkled and flowed from God’s throne. The tree of life was on both sides of the river. God’s servants will see His face, and they will worship Him. The Lord will reign forever and ever.

Jesus said, “Listen, I am coming soon! I am the First and the Last, the Beginning and the End.”

Jesus is the One who says that all of these things will happen. He is coming soon.

“Amen! Come, Lord Jesus!”

Christ Connection: Jesus said that He is coming back soon. When Jesus comes back, everyone who trusts in Him will be with Him forever. God will undo every bad thing—no more death, pain, or tears! Jesus is making all things new.

Picture Card Lesson

Use your own words—Trust the Holy Spirit to speak through you!

Jesus Will Return— Revelation 19-22

Card 1: John had a vision of what will happen when Jesus comes back. He wrote down what he saw.

Card 2: John saw a new heaven and a new earth. A large crowd of people were praising God. God and Jesus were with their people! There was no more pain.

Card 3: John saw an angel come and show him the Holy City. The city was shining with God's glory, so there was no need for a sun or moon. The foundations of the city wall had jewels, and the city street was made of pure gold.

Card 4: Then the angel showed John the river of living water. It sparkled and flowed from God's throne. The tree of life was on both sides of the river.

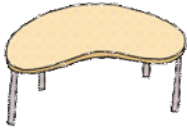
Card 5: Jesus said, "Listen, I am coming soon! I am the First and the Last, the Beginning and the End."

Christ Connection: *Jesus said that He is coming back soon. When Jesus comes back, everyone who trusts in Him will be with Him forever. God will undo every bad thing—no more death, pain, or tears! Jesus is making all things new.*

Bible Storytelling Tips:

Listen for it: Instruct preschoolers to listen for the words *come* or *coming* in the Bible story. Lead children to say, "Come, Lord Jesus. Come quickly!" when they hear these words.

Shine a light: Tape the Bible story picture poster to a focal wall. Dim the lights. Invite a child to help you shine a light on the picture as you tell the Bible story.



15 min Flight lab

Learning the story in an interactive way

*Choose from below or use your own idea-however the Lord leads.
Then go into free-play.*

First and last game

Place five classroom items in a line on a table. Invite a child to point to the first item in the line then the last item. Rearrange the items and invite a different child to point to and identify the first and last items. Repeat until each child has had a turn. Consider allowing children to rearrange the items and ask a friend to identify what is first and last.

- We have been learning from the Book of Revelation. In our first Bible story from Revelation, Jesus said, “I am the First and the Last.” Do you remember that? Jesus did not just mean that He is the first and last in a line of things. He meant that He is the first and the last in everything!

Play “City, River, Heaven”

Designate an area of the room to be the *city* and another to be the *river*. Children should move to the appropriate spot when you say “city” or “river.” When you say “heaven,” children should jump as high as they can. Randomly call out the different areas, going faster and slower as you say the names. Add fun by calling out places that are not designated in the game, but found in the Bible story, such as church, temple, or mountain.

- We had fun moving from the city to the river and then jumping high toward the heavens. In John’s vision, he saw a new heaven and a new earth. John saw a city, the new Jerusalem, coming down from heaven. John even saw a river of living water coming from God’s throne. Those of us who trust in Jesus will see all these things too when Jesus comes back to earth. Jesus said that He is coming back soon.

See colorful lights

Place CDs and a flashlight on a table. Guide children to shine a flashlight on a CD while tilting the CD back and forth. A rainbow of colors will appear on the CD. Invite children to color a picture of what the light looks like to them.

- Look at the beautiful colors from the light reflected on the CD! When John saw the holy city, the new Jerusalem, it was shining with God's glory. The city did not need the sun or the moon because God's glory gave it light. We can be excited because **Jesus said that He is coming back soon.** When He does, everyone who trusts in Jesus will be with Him forever. God will undo every bad thing—no more death, pain, or tears! Jesus is making all things new.

Build a new Jerusalem with blocks

Set out blocks, colored gems, blue cloth, and plastic trees. Display the Bible story picture poster. Read the description of the new Jerusalem from the Bible story. Invite children to work together to build the new Jerusalem.

- John's vision was about what will happen when Jesus comes back to earth. Those who love and trust Jesus are a part of His church.

What is the hope of the church? The church looks forward to Jesus' return when he will make all things new—just like a new city of Jerusalem.

Drop colorful water droplets

Cover a table with a plastic tablecloth. Then cover the tabletop completely with paper towels. Drop several drops of food color in individual cups of water. Mix up the color. Place a smock on each child. Show a child how to fill the eyedropper and then drip the colored water on the paper towels. Encourage her to drop as many droplets as she wishes. Allow other children to add colored water droplets until the table is covered.

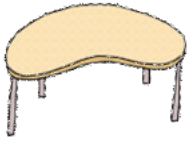
- I wonder if our table looks like the foundations of the city wall John saw in his vision. He said the foundations of the new Jerusalem had every type of jewel. Those of us who trust in Jesus will live in that city together one day.

Make tree of life art

Guide Children to crumple paper. Pour washable green paint onto foam plates. Draw a tree trunk on paper or give them brown paper to cut and glue a tree trunk on their paper. Direct children to dip the paper wad into the paint and dab it onto her paper to make leaves.

- John saw the new heaven and new earth. John saw the tree of life that God had put in the garden of Eden. Jesus is coming back soon.

THE CHURCH WAITS FOR JESUS TO COME BACK.



5 Min Pilot's Log

Where we prepare to go home

After flight lab, allow the children to play. **When congregation begins last song, move to the tables.**

Pause and settle

- Signal the end of free play, (use the time-timer to count down)
- Sing the clean-up song and guide children to clean their areas. Wash hands or use hand sanitizer if needed.
- Have children sit around the table.

ALWAYS CLOSE THE MORNING WITH PRAYER.

This is how we model incorporating prayer into their lives.

- After prayer, hand out the activity/coloring page. Direct children accordingly to complete the page. Remind children of what they can take away from today's lesson.

If a child finishes the activity/coloring page while waiting for mom and dad or is not interested, only offer options that can be completed at the table (playdough, puzzle, select a book to examine, practice the verse, etc) **Keep children at the table to maintain a calm and quiet environment for easy transition to mom and dad.**

When parents pick up their children, as appropriate share something their child enjoyed doing or did well during the morning.

Be sure that the Co-Pilots hand out the Activity sheet to each child or to parents. Have your Co-Pilot encourage parents to use this to talk to their kids about what they learned in class today.

PREK/K Prayer Extra Ideas:

Prayer Chain — in small groups, ask children for their prayer requests and have the Pilot or Co-Pilot write them on a few strips of paper. Connectstrips into a chain and display our growing conversation with the Lord. Feel free to revisit old prayer requests as well.

Pointing to a Globe — Have a child or Co-Pilot spin the globe and place their finger on a country. Place a star sticker on the place(s) and pray over it as a group. We will provide a PreK/K age geography book to help guide discussion and prayer. Even if you don't know anything about the country, we can lift up the people, pray for Jesus, light to shine there, the Gospel to be active there, and churches to grow, etc.

Looking out the Window — Grab a dry-erase marker, have the kids gather at the windows, and look outside. Ask the children to look for 3 things they can see out o the window to pray over. Using the dry-erase marker, write or draw these things on the window then pray over them.

Preschool Carpet Bag Prayers— Choose an item(s) out of the carpet bag. Discuss the item and different people/things the item could represent (car—driving safely, mechanics, trips, first responders, etc) Encourage kids to “think outside the bag” and help them make connections. Pray over the people, places, and things that were discussed.

Head Shoulders Knees and Toes—Pray through the song.

- Head (mind, imagination, thoughts, creativity)
- Shoulders (physical strength, things we might be dealing with)
- Knees (dancing, playing, jumping, etc.)
- Toes (walking and following after Jesus, standing strong in our faith)
- Eyes, ears, mouth & nose (seeing goodness, listening to Him, speaking truthful words, our senses, etc.)

**You're
ready for
Sunday!**

