

PREK & K Flight Plan

July 12th




Lesson	The Ark Returned
Bible Passage	1 Samuel 4-6
Story Point	In Control
Key Passage	Psalm 23
Big Picture Q & A	<p>How can we know what God is like? We can learn more about what God is like through the Bible</p>



The Ark of God

WORKSHEET: Cross the Ark to complete the ark.



WORKSHEET: Unit 10 - Deborah 2
The Ark Was Cleared

WORKSHEET: DEBORAH

- 1. The Ark was a special gift of God.
- 2. It was made of gold and silver.
- 3. It was a symbol of God's presence.
- 4. It was a sign of God's love for His people.
- 5. It was a sign of God's power.
- 6. It was a sign of God's mercy.
- 7. It was a sign of God's grace.
- 8. It was a sign of God's love.
- 9. It was a sign of God's power.
- 10. It was a sign of God's mercy.
- 11. It was a sign of God's grace.
- 12. It was a sign of God's love.

WORKSHEET: DEBORAH

- 1. The Ark was a special gift of God.
- 2. It was made of gold and silver.
- 3. It was a symbol of God's presence.
- 4. It was a sign of God's love for His people.
- 5. It was a sign of God's power.
- 6. It was a sign of God's mercy.
- 7. It was a sign of God's grace.
- 8. It was a sign of God's love.
- 9. It was a sign of God's power.
- 10. It was a sign of God's mercy.
- 11. It was a sign of God's grace.
- 12. It was a sign of God's love.

WORKSHEET: DEBORAH

- 1. The Ark was a special gift of God.
- 2. It was made of gold and silver.
- 3. It was a symbol of God's presence.
- 4. It was a sign of God's love for His people.
- 5. It was a sign of God's power.
- 6. It was a sign of God's mercy.
- 7. It was a sign of God's grace.
- 8. It was a sign of God's love.
- 9. It was a sign of God's power.
- 10. It was a sign of God's mercy.
- 11. It was a sign of God's grace.
- 12. It was a sign of God's love.

WORKSHEET: DEBORAH

- 1. The Ark was a special gift of God.
- 2. It was made of gold and silver.
- 3. It was a symbol of God's presence.
- 4. It was a sign of God's love for His people.
- 5. It was a sign of God's power.
- 6. It was a sign of God's mercy.
- 7. It was a sign of God's grace.
- 8. It was a sign of God's love.
- 9. It was a sign of God's power.
- 10. It was a sign of God's mercy.
- 11. It was a sign of God's grace.
- 12. It was a sign of God's love.

WORKSHEET: DEBORAH

- 1. The Ark was a special gift of God.
- 2. It was made of gold and silver.
- 3. It was a symbol of God's presence.
- 4. It was a sign of God's love for His people.
- 5. It was a sign of God's power.
- 6. It was a sign of God's mercy.
- 7. It was a sign of God's grace.
- 8. It was a sign of God's love.
- 9. It was a sign of God's power.
- 10. It was a sign of God's mercy.
- 11. It was a sign of God's grace.
- 12. It was a sign of God's love.

WORKSHEET: DEBORAH

- 1. The Ark was a special gift of God.
- 2. It was made of gold and silver.
- 3. It was a symbol of God's presence.
- 4. It was a sign of God's love for His people.
- 5. It was a sign of God's power.
- 6. It was a sign of God's mercy.
- 7. It was a sign of God's grace.
- 8. It was a sign of God's love.
- 9. It was a sign of God's power.
- 10. It was a sign of God's mercy.
- 11. It was a sign of God's grace.
- 12. It was a sign of God's love.

WORKSHEET: DEBORAH

- 1. The Ark was a special gift of God.
- 2. It was made of gold and silver.
- 3. It was a symbol of God's presence.
- 4. It was a sign of God's love for His people.
- 5. It was a sign of God's power.
- 6. It was a sign of God's mercy.
- 7. It was a sign of God's grace.
- 8. It was a sign of God's love.
- 9. It was a sign of God's power.
- 10. It was a sign of God's mercy.
- 11. It was a sign of God's grace.
- 12. It was a sign of God's love.

WORKSHEET: DEBORAH

- 1. The Ark was a special gift of God.
- 2. It was made of gold and silver.
- 3. It was a symbol of God's presence.
- 4. It was a sign of God's love for His people.
- 5. It was a sign of God's power.
- 6. It was a sign of God's mercy.
- 7. It was a sign of God's grace.
- 8. It was a sign of God's love.
- 9. It was a sign of God's power.
- 10. It was a sign of God's mercy.
- 11. It was a sign of God's grace.
- 12. It was a sign of God's love.

WORKSHEET: DEBORAH

- 1. The Ark was a special gift of God.
- 2. It was made of gold and silver.
- 3. It was a symbol of God's presence.
- 4. It was a sign of God's love for His people.
- 5. It was a sign of God's power.
- 6. It was a sign of God's mercy.
- 7. It was a sign of God's grace.
- 8. It was a sign of God's love.
- 9. It was a sign of God's power.
- 10. It was a sign of God's mercy.
- 11. It was a sign of God's grace.
- 12. It was a sign of God's love.

WORKSHEET: DEBORAH

- 1. The Ark was a special gift of God.
- 2. It was made of gold and silver.
- 3. It was a symbol of God's presence.
- 4. It was a sign of God's love for His people.
- 5. It was a sign of God's power.
- 6. It was a sign of God's mercy.
- 7. It was a sign of God's grace.
- 8. It was a sign of God's love.
- 9. It was a sign of God's power.
- 10. It was a sign of God's mercy.
- 11. It was a sign of God's grace.
- 12. It was a sign of God's love.



KEY NOTES: RAINFOREST FALLS SUMMER

Discovering God's character is a great adventure! Every story in the Bible shines a light on who God is—His love, power, faithfulness, and grace. Every story we explore this summer will show us amazing truths about God that are revealed to us in the Bible. The more we learn about our Creator, the more we understand who we are and how deeply we are loved. It gives us confidence to trust Him in every moment.

Let's explore the nature of God!

Grace Airways Rainforest Falls Curriculum in Children's Ministry will focus on discovering God's character through Bible stories. Each story chosen highlights a specific attribute of God.

SUMMER PSALM—let's all learn Psalm 23 to give the students consistent excitement and practice each week! We will practice all summer to create a video to share with the rest of Grace Community Church at the Fall-Kick off (Sept 13th) on the big screen.

Key Dates:

July 11th GCC BBQ (baptisms)

Aug 23th All Sunday Teams Fall Training

Aug 30th Film all classes doing the Summer Psalm

Sept 13th FALL KICKOFF

Gospel—Centered Preparation:

The heart of preparation is rooted in your understanding of the gospel and your personal application of the story.

After your study ask yourself:

- How do the verse and Big Picture Question connect to this story?
- What am I excited to teach from this passage?
- The main point this week is: _____
- Where is the gospel in this story?

THE BIBLE TEACHES US ABOUT GOD'S CHARACTER



JOB




**TOWER
OF BABEL**



TABERNACLE



**BALAM
& BALAK**




**THE ARK
RETURNS**




**ELIJAH &
MT
CARMEL**




EZEKIEL



FIERY FURNACE



HOLY SPIRIT



**PHILIP & THE
ETHIOPIAN**



**PAUL MET
JESUS**



PRODIGAL SON



**CHILDREN
OF GOD**

Co-Pilot—Included Preparation:

On a Sunday morning, the Pilot is leading everyone in our ongoing journey to Jesus— that includes both flyers and Co -Pilots! The more consistency and continuity we have between Pilots, the better we can prepare our helpers to succeed and grow! With that consistency comes the mentorship aspect for our youth volunteers in particular, and utilizing our adult co -pilots as well: sharing activities, engaging them in the morning, and encouraging their involvement.

As you prepare for the lesson, ask yourself:

- **Does my planning allow for Co-Pilot participation throughout the morning?**
- **How did I prepare my Co-Pilot to help with classroom management?**
- **What specific activities will my Co-Pilot assist with today?**
- **In what ways can I encourage my Co-Pilot?**

Engagement

- Sit with child during the story
- Playing alongside flyers
- Reengage chatty/distracted kids
- Ask to volunteer an example during discussion
- Help play to Co-Pilot's strengths

Activities

- Attendance stickers
- Timeline
- Joining in the verse and BPQ&A
- Assigned to a specific flyer
- Helping find books in the Bible
- Leading crafts & songs

Encouragement

- Thank you for stepping in there!
- You did a great job with _____.
- You really helped me while I was _____.
- Thank you for being _____'s buddy today.
- Your help really made this morning go smoothly.
- _____ was the right thing to do. You handled it well!
- I'm so glad you are here today!

leader bible study

The ark of God (also called “the ark of the covenant”) was an important symbol in the lives of God’s people. Not only was the ark the original container for the Ten Commandments, it symbolized God’s presence with His people.

During the time of the judges, the Philistines were a near-constant threat to Israel. Under Samuel’s leadership, the Israelites went out to fight the Philistines. But Israel was defeated because of their sin.

The elders of Israel realized that God had allowed their defeat. He hadn’t fought for them against the Philistines. So they did what seemed logical to them; they took the ark—the symbol of God’s presence—and carried it to the battlefield. But the ark was not a good luck charm. Not only was Israel defeated, the Philistines captured the ark and killed Eli’s sons. When Eli heard the news, he fell over and died.

God’s sovereignty never wavers, even in the midst of human miscalculation and failure. He allowed Israel to be defeated, demonstrating that His purposes cannot be manipulated or controlled by human actions. Ultimately, **God is in control** over all circumstances and outcomes.

Having won the victory, the Philistines concluded that their chief god, Dagon, was better than the God of Israel. They moved the ark to Dagon’s temple, where God showed His power over Dagon. (See 1 Sam. 5:1-5.) As the ark moved between Philistine cities, God afflicted the people and made them sick. The message was clear: No one is like the LORD. God was in control.

The Philistines returned the ark, Israel’s reminder that God was with them. Years later, God gave His people something greater than a sign that He was with them; God gave them His Son, Jesus—God in the flesh. One of Jesus’ names is *Immanuel*, which means “God with us.”

Vision for Grace Airways
We navigate the scriptures,
training up bold disciples,
on our ongoing journey to Jesus!

Morning Routine



Stay with this order.

Adjust pictures on schedule according to your plan.

Review schedule with the children at the start of the morning.

	Take Off VBS song Prayer BPQ & A		5 Min
	Journey Worship & Wiggles Psalm 23 Bible Story Discussion		15 Min
	Flight Lab Bible Story Activity		10 Min
	Free Play Inside or on playground		10 Min

At congregation last song—clean up/move inside

	Pilot's Log Prayer Take Home Page Settle & Review		5 Min
---	---	---	-------



5 min Take Off

Celebrate & being here! Introduce the morning

Gather

As the children enter, have them gather at the TV to begin with worship/singing. Have your co-pilot check attendance.

Song

Do a song or 2 of your choice as time allows to help children prepare for the lesson.

Summer Psalm

Practice the [Psalm 23 song during Worship & Wiggles](#)

Encourage and build excitement for memorizing, we will video the children on Sunday, August 24th

Summer Truth: We can explore the nature of God

This week we will look at the story of the **Ark Returned**

Transition to the Bible Story

Clap a simple rhythm for the children to copy, use a finger play, etc...
Set expectations for the children: "my turn to talk, your turn to listen, eyes on me, hands in your lap"

Choosing the same transition every week works super well with child and kindergarten ages.

Bible Connection Ideas

Bible FingerPlay:

1, 2 (hold up fingers) The Bible is true (hands like book), God loves me (cross arms, point to me) and God loves you (cross arms, point to class)

Bible Foundation Motions:

- The Bible is **True** (*thumbs up*)
- The Bible is How God **Speaks to Us** (*cup hands around mouth as if you were shouting*)
- The Bible is **Different** from other stories (*cross your arms and point in opposite directions*)
- The Bible points to **Jesus** (*ASL sign for Jesus*)

Fingerplay Ideas

Open Shut them:

Hold hands in front as you open and shut them while saying:

Open shut them, open shut them, give a little clap

Open shut them, open shut them, lay them in your lap.

Creep them creep them, slowly to your chin

Open wide your little mouth (pause), but do not let them in!

Active Preparing to sit and listen:

I stomp my feet, I clap my hands, I jump up from the ground.

I stomp my feet, I clap my hands, I turn myself around.

I stomp my feet , I clap my hands, I sit myself right down

I stomp my feet (*while sitting*) , I clap my hands, I do not make a sound (*finger over lips, spoken in a whisper*).



10 Min Journey

Where we travel into God's word

Introduce the Bible Story

Use our Bible Finger play each week to transition to the Story.

- The Bible tells us true stories about God. Today's Bible story is from the Book of 1 Samuel. **Point to the Bible story picture on their timeline.** The Bible tells us the big story of how God rescues sinners through His Son, Jesus.

Tell the Bible Story

Using the pictures, tell the Bible Story or watch the video (*This lesson is **NOT** in It's All About Jesus Bible Storybook*). Tell the story using your own words keeping eye-contact with the children.

- The Israelites went to battle against the Philistines, and the Israelites lost! They lost the ark of the covenant, God's dwelling place. But **God is always in control**. Bad things began to happen to the Philistines, and so they brought the ark of the covenant back.

What movement-based activity can I use?



Talk about the Bible Story

Show the Bible story picture as you ask the following questions.

1. **As we explore God's nature in this story, what attribute of God do you see?** *God is **IN CONTROL***
2. **Who took the ark of God from the Israelites?** *(The Philistines)*
2. **What were some things that happened to the Philistines when they had the ark?** *(Their statue of fell facedown and broke. People got really sick in the cities where the ark was.)*
3. **Did the ark return?** *(Yes, it was brought back a cart behind two cows along with gifts of gold.)*
4. **How can we know what God is like?** *We can learn more about what God is like through the Bible*

God's attributes- In today's story we see that God is:
IN CONTROL

Have a student place the story picture on the 'timeline'

Age Appropriate Bible Story

Use your own words—Trust the Holy Spirit to speak through you

The Ark Returned — 1 Samuel 4-6

The people of Israel and the Philistines did not get along. The Israelites fought a battle against the Philistines, and the Philistines won. The Israelites were confused. Why had God allowed them to lose? The Israelites made a plan to take the ark of God to the battle. The ark of God was a beautiful box from the tabernacle that reminded the people that God was with them. They thought the ark might help them win the battle.

Eli's sons, the priests, took the ark of the covenant to the Israelites' camp. When the army of Israelites saw the ark, they shouted with joy. Surely they would win the battle now! The Israelites fought the battle, but the Philistines won again! Many Israelites died—including Eli's two sons—and the Philistines captured the ark of God!

The Philistines took the ark of God to a temple where they worshiped Dagon (DAY gahn), a false god. They put the ark next to a statue of Dagon. The next morning, the Philistines went into the temple and saw that Dagon's statue was facedown in front of the ark. They set the statue back up. The next day, it was facedown again and its head and hands were broken off.

God punished the people living in the city where the ark of God was. God made them really sick. The people in that city wanted to get rid of the ark. When they moved the ark to another city, everyone in that city got sick. So they moved the ark to a third city. Then everyone in that city got sick as well.

The Philistines were afraid. They didn't want God to punish them anymore, so they decided to return the ark along with gifts of gold to show they were sorry for taking it. The people hitched two cows to a cart and put the ark on the cart. The cows moved the ark down the road until the ark of God was back with the Israelites, where it belonged.

Christ Connection: *The ark of God reminded the Israelites that God was with them. Many years later God gave His people something even better to remind them that He was with them. God sent His Son, Jesus. One of Jesus' names is Immanuel, which means "God with us."*

Picture Card Lesson

Use your own words—Trust the Holy Spirit to speak through you!

The Ark Returned — 1 Samuel 4-6

Card 1: The Israelites and the Philistines did not get along. They fought a battle, and the Philistines won. The Israelites brought the ark of God to the battle because it reminded them that God was with them. They hoped it would help them win.

Card 2: The Israelites fought the Philistines again, but the Philistines won. They took the ark of God away. Even when this happened, God was still in control.

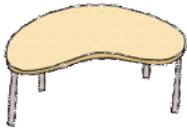
Card 3: The Philistines put the ark next to a statue they worshiped. The next morning, the statue had fallen down in front of the ark! The next day, the statue was broken. Many people in the city also became sick.

Card 4: The Philistines were afraid and wanted to send the ark back. They put the ark on a cart with gifts to show they were sorry. Two cows pulled the cart down the road until the ark returned to the Israelites. God is in control.

Christ Connection: *The ark of God reminded the Israelites that God was with them. Many years later God gave His people something even better to remind them that He was with them. God sent His Son, Jesus. One of Jesus' names is Immanuel, which means "God with us."*

Bible Storytelling Tips:

Bible in a box: Place the Bible and Bible story picture in a decorated shoe box before the session. Remove the Bible and picture to tell the story. Compare the decorated box to God's ark. Mention that the ark was a beautiful box where the priests kept some of their most important things that reminded them of God.



15 min Flight lab

Learning the story in an interactive way

*Choose from below or use your own idea-however the Lord leads.
Then go into free-play.*

Build a box

Write the number *10* on a sheet of paper. Roll up the paper. Guide preschoolers to use blocks to build a box around the paper. When the box is built, ask a preschooler to remove the paper, unroll it, and identify the number written on it.

- In today's Bible story, we will hear about the ark of God. The ark of God was a beautiful box from the tabernacle. God gave Moses special instructions on how to make the ark, and the people followed them exactly. Inside the ark were the two stone tablets on which God wrote the Ten Commandments. The ark reminded the people that God was with them. What happened to the ark in today's Bible story?

Outline and fill shapes

Tape an outline of a square, rectangle, and triangle on the floor. Invite preschoolers to outline each shape with interlocking blocks, chenille stems, craft sticks, or pom-poms. Ask preschoolers to identify which two shapes resemble a box. Prompt preschoolers to find items in the room which fit inside each shape.

- When God's people built the tabernacle, God told them to make a box covered inside and out with gold. This beautiful box was called the ark of God. The ark reminded the Israelites that God was with them. Only the priests were allowed to move the ark, and even they could not touch it. They used gold poles to carry it. In today's Bible story, the priests took the ark to a place where God did not want it. Where did they take it?

Paint on metallic paper

Wrap cardboard pieces in sheets of foil. Secure the edges on the back with tape. Roll up the children's sleeves and help

them put on smocks. Provide washable paint and cotton swabs for children to paint on the foil. Encourage preschoolers to paint a picture of themselves with Jesus.

- God's ark was covered inside and out with shiny gold. It was beautiful. The ark of God reminded the Israelites that God was with them. Many years later God gave His people something even better to remind them that He was with them. God sent His Son, Jesus. One of Jesus' names is *Immanuel*, which means "God with us."

Move the ark

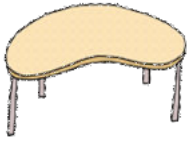
Show the Bible story picture poster. Point to the poles that were attached to the ark of God. Lay foam swim noodles parallel on the floor about eight inches apart to represent the poles the priests used to carry God's ark. Set a large shoe box on top of the foam noodles to represent the ark. Attach the shoe box to the noodles with duct tape to represent the gold rings that held the poles in place. Place a child on either end of the noodles, and demonstrate how to lift the poles while keeping the ark from falling. Encourage the team to walk while holding the poles, moving it from place to place. Tape a start and finish line on the floor and take turns moving the ark back and forth.

- The ark reminded the Israelites that God was with them. God's people had seen His power, so they took the ark to the battle. God wanted the Israelites to trust in Him, not in the box that reminded them of Him. When we trust in Jesus, God is always with us. One of Jesus' names is *Immanuel*, which means "God with us."

Knock down the statue

Wrap an empty 2-liter bottle in yellow paper and draw a face on it. Stand up the statue. Give the children balls to knock over the statue. Retell the Bible story.

- The Philistines took away the ark of God and put it with the statue they worshiped. God made their statue fall down! God is more powerful than anything or anyone.



5 Min Pilot's Log

Where we prepare to go home

After flight lab, allow the children to play. **When congregation begins last song, move to the tables.**

Pause and settle

- Signal the end of free play, (use the time-timer to count down)
- Sing the clean-up song and guide children to clean their areas. Wash hands or use hand sanitizer if needed.
- Have children sit around the table.

ALWAYS CLOSE THE MORNING WITH PRAYER.

This is how we model incorporating prayer into their lives.

- After prayer, hand out the activity/coloring page. Direct children accordingly to complete the page. Remind children of what they can take away from today's lesson.

If a child finishes the activity/coloring page while waiting for mom and dad or is not interested, only offer options that can be completed at the table (playdough, puzzle, select a book to examine, practice the verse, etc) **Keep children at the table to maintain a calm and quiet environment for easy transition to mom and dad.**

When parents pick up their children, as appropriate share something their child enjoyed doing or did well during the morning.

Be sure that the Co-Pilots hand out the Activity sheet to each child or to parents. Have your Co-Pilot encourage parents to use this to talk to their kids about what they learned in class today.

PREK/K Prayer Extra Ideas:

Prayer Chain — in small groups, ask children for their prayer requests and have the Pilot or Co-Pilot write them on a few strips of paper. Connect strips into a chain and display our growing conversation with the Lord. Feel free to revisit old prayer requests as well.

Pointing to a Globe — Have a child or Co-Pilot spin the globe and place their finger on a country. Place a star sticker on the place(s) and pray over it as a group. We will provide a PreK/K age geography book to help guide discussion and prayer. Even if you don't know anything about the country, we can lift up the people, pray for Jesus, light to shine there, the Gospel to be active there, and churches to grow, etc.

Looking out the Window — Grab a dry-erase marker, have the kids gather at the windows, and look outside. Ask the children to look for 3 things they can see out of the window to pray over. Using the dry-erase marker, write or draw these things on the window then pray over them.

Preschool Carpet Bag Prayers— Choose an item(s) out of the carpet bag. Discuss the item and different people/things the item could represent (car—driving safely, mechanics, trips, first responders, etc) Encourage kids to “think outside the bag” and help them make connections. Pray over the people, places, and things that were discussed.

Head Shoulders Knees and Toes—Pray through the song.

- Head (mind, imagination, thoughts, creativity)
- Shoulders (physical strength, things we might be dealing with)
- Knees (dancing, playing, jumping, etc.)
- Toes (walking and following after Jesus, standing strong in our faith)
- Eyes, ears, mouth & nose (seeing goodness, listening to Him, speaking truthful words, our senses, etc.)