


PREK & K Flight Plan July 19th



Lesson	Elijah & Mt Carmel
Bible Passage	1 Kings 18-19
Story Point	God is the King
Key Passage	Psalm 23
Big Picture Q & A	<p>How can we know what God is like? We can learn more about what God is like through the Bible</p>



Make It Rain
Illustration by Lisa M. Schaefer

MEMORY VERSE:
 Psalm 145:9
 The Lord is kind and merciful.
 He is gracious and full of compassion.
 He is slow to anger and full of love.
 He is kind to all His creatures.
 He is merciful to all who call on Him.

OBJECTIVES:
 • Know the memory verse.
 • Understand the meaning of the memory verse.
 • Be able to recite the memory verse.

ACTIVITIES:
 • Read the story of Elijah and the prophets of Baal.
 • Discuss the meaning of the memory verse.
 • Sing the memory verse.
 • Draw a picture of rain.

DISCUSSION QUESTIONS:
 • How do you think the prophets of Baal felt when they saw the fire?
 • How do you think the people of Israel felt when they saw the fire?
 • How do you think the people of Israel felt when they saw the rain?

PRAYER:
 Dear God, thank you for your love and mercy. Help me to love you and my neighbor as you love me. Amen.

REFLECTION:
 How do you think the prophets of Baal felt when they saw the fire?
 How do you think the people of Israel felt when they saw the fire?
 How do you think the people of Israel felt when they saw the rain?

REVISIONS BY:
 LISA M. SCHAEFER



KEY NOTES: RAINFOREST FALLS SUMMER

Discovering God's character is a great adventure! Every story in the Bible shines a light on who God is—His love, power, faithfulness, and grace. Every story we explore this summer will show us amazing truths about God that are revealed to us in the Bible. The more we learn about our Creator, the more we understand who we are and how deeply we are loved. It gives us confidence to trust Him in every moment.

Let's explore the nature of God!

Grace Airways Rainforest Falls Curriculum in Children's Ministry will focus on discovering God's character through Bible stories. Each story chosen highlights a specific attribute of God.

SUMMER PSALM—let's all learn Psalm 23 to give the students consistent excitement and practice each week! We will practice all summer to create a video to share with the rest of Grace Community Church at the Fall-Kick off (Sept 13th) on the big screen.

Key Dates:

July 11th GCC BBQ (baptisms)

Aug 23rd All Sunday Teams Fall Training

Aug 30th Film all classes doing the Summer Psalm

Sept 13th FALL KICKOFF

Gospel—Centered Preparation:

The heart of preparation is rooted in your understanding of the gospel and your personal application of the story.

After your study ask yourself:

- How do the verse and Big Picture Question connect to this story?
- What am I excited to teach from this passage?
- The main point this week is: _____
- Where is the gospel in this story?

THE BIBLE TEACHES US ABOUT GOD'S CHARACTER



JOB



**TOWER
OF BABEL**



TABERNACLE



**BALAM
& BALAK**



**THE ARK
RETURNS**



**ELIJAH &
MT
CARMEL**



EZEKIEL




FIERY FURNACE



HOLY SPIRIT



**PHILIP & THE
ETHIOPIAN**



**PAUL MET
JESUS**



PRODIGAL SON



**CHILDREN
OF GOD**

Co-Pilot—Included Preparation:

On a Sunday morning, the Pilot is leading everyone in our ongoing journey to Jesus— that includes both flyers and Co -Pilots! The more consistency and continuity we have between Pilots, the better we can prepare our helpers to succeed and grow! With that consistency comes the mentorship aspect for our youth volunteers in particular, and utilizing our adult co -pilots as well: sharing activities, engaging them in the morning, and encouraging their involvement.

As you prepare for the lesson, ask yourself:

- **Does my planning allow for Co-Pilot participation throughout the morning?**
- **How did I prepare my Co-Pilot to help with classroom management?**
- **What specific activities will my Co-Pilot assist with today?**
- **In what ways can I encourage my Co-Pilot?**

Engagement

- Sit with child during the story
- Playing alongside flyers
- Reengage chatty/distracted kids
- Ask to volunteer an example during discussion
- Help play to Co-Pilot's strengths

Activities

- Attendance stickers
- Timeline
- Joining in the verse and BPQ&A
- Assigned to a specific flyer
- Helping find books in the Bible
- Leading crafts & songs

Encouragement

- Thank you for stepping in there!
- You did a great job with _____.
- You really helped me while I was _____.
- Thank you for being _____'s buddy today.
- Your help really made this morning go smoothly.
- _____ was the right thing to do. You handled it well!
- I'm so glad you are here today!

leader bible study

In the story of Elijah, we see a powerful picture of God as the one true King. Ahab led Israel into deep sin by worshiping Baal, a false god believed to control rain and fertility. In response, God sent Elijah to declare a drought, showing that He alone had authority over creation. This drought lasted three years, demonstrating that God is not only King over Israel, but King over the entire world, including the weather, the land, and all people. Unlike earthly rulers who may lead others astray, God rules with perfect truth and power.

God's kingship is clearly revealed on Mount Carmel when Elijah challenges the prophets of Baal. The prophets of Baal try everything to get their god to respond, but nothing happens. When Elijah calls on the Lord, God answers immediately by sending fire from heaven, consuming the entire offering, even the water around it. In that moment, there is no doubt - God alone is King. He has absolute authority and power, and no false god can compare to Him.

Another important aspect of God as King is that He desires the loyalty of His people. Elijah challenged Israel to stop wavering between two choices: "If the Lord is God, follow Him." God does not share His throne. As the true King, He calls His people to trust Him fully and worship Him alone. Yet even when His people wander, God remains faithful. After the victory on Mount Carmel, He sends rain to end the drought, showing both His authority and His kindness as a King who provides for His people.

Finally, this story points us to Jesus, the ultimate King. Just as God proved His rule over all in Elijah's time, Jesus came to fully reveal God's kingdom. He shows His authority over nature, sin, and even death itself. Through Him, we see that God is not just powerful. He is a loving King who saves His people and invites them to follow Him.

Vision for Grace Airways
We navigate the scriptures,
training up bold disciples,
on our ongoing journey to Jesus!

Morning Routine



Stay with this order.

Adjust pictures on schedule according to your plan.

Review schedule with the children at the start of the morning.

	Take Off VBS song Prayer BPQ & A		5 Min
	Journey Worship & Wiggles Psalm 23 Bible Story Discussion		15 Min
	Flight Lab Bible Story Activity		10 Min
	Free Play Inside or on playground		10 Min

At congregation last song—clean up/move inside

	Pilot's Log Prayer Take Home Page Settle & Review		5 Min
---	---	---	-------



5 min Take Off

Celebrate & being here! Introduce the morning

Gather

As the children enter, have them gather at the TV to begin with worship/singing. Have your co-pilot check attendance.

Song

Do a VBS song or 2 of your choice as time allows to help children prepare for the lesson.

Summer Truth: We can explore the nature of God

This week we will look at the story of **Elijah**

Summer Psalm

Practice the **Psalm 23 song during Worship & Wiggles**

Encourage and build excitement for memorizing, we will video the children on Sunday, August 30th

Transition to the Bible Story

Clap a simple rhythm for the children to copy, use a finger play, etc...
Set expectations for the children: "my turn to talk, your turn to listen, eyes on me, hands in your lap"

Choosing the same transition every week works super well with child and kindergarten ages.

Bible Connection Ideas

Bible FingerPlay:

1, 2 (hold up fingers) The Bible is true (hands like book), God loves me (cross arms, point to me) and God loves you (cross arms, point to class)

Bible Foundation Motions:

- The Bible is **True** (*thumbs up*)
- The Bible is How God **Speaks to Us** (*cup hands around mouth as if you were shouting*)
- The Bible is **Different** from other stories (*cross your arms and point in opposite directions*)
- The Bible points to **Jesus** (*ASL sign for Jesus*)

Fingerplay Ideas

Open Shut them:

Hold hands in front as you open and shut them while saying:

Open shut them, open shut them, give a little clap

Open shut them, open shut them, lay them in your lap.

Creep them creep them, slowly to your chin

Open wide your little mouth (pause), but do not let them in!

Active Preparing to sit and listen:

I stomp my feet, I clap my hands, I jump up from the ground.

I stomp my feet, I clap my hands, I turn myself around.

I stomp my feet , I clap my hands, I sit myself right down

I stomp my feet (*while sitting*) , I clap my hands, I do not make a sound (*finger over lips, spoken in a whisper*).



10 Min Journey

Where we travel into God's word

Introduce the Bible Story

Use our Bible Finger play each week to transition to the Story.

- The Bible tells us true stories about God. Today's Bible story is from the Book of 1 Kings. **Point to the Bible story picture on their timeline.** The Bible tells us the big story of how God rescues sinners through His Son, Jesus.

Tell the Bible Story

Using the pictures, tell the Bible Story or watch the video. Tell the story using your own words keeping eye-contact with the children.

- The people had turned away from God once again and began worshiping false gods. But **God is the true King**. He alone is the real God, and nothing is impossible for Him. God used Elijah to show the people His great power and to remind them that He alone deserves worship.

What movement-based activity can I use?



Talk about the Bible Story

Show the Bible story picture as you ask the following questions.

1. **As we explore God's nature in this story, what attribute of God do you see?** God is the **KING**
2. **What happened when the prophets of Baal called out to Baal?** (No one answered.)
3. **What happened when the Elijah prayed?** (God answered Elijah by sending fire from the sky!)
4. **Why did fire come from the sky?** (Because God is the King and used it to show His power)
4. **How can we know what God is like? We can learn more about what God is like through the Bible**

God's attributes- In today's story we see that God is:
KING

Have a student place the story picture on the 'timeline'

Age Appropriate Bible Story

Use your own words—Trust the Holy Spirit to speak through you

Elijah & Mt. Carmel — 1 Kings 18-19

No rain fell in Israel for three years. God was punishing the people for worshiping gods that were not real. Without rain, the people did not have water and they could not grow food to eat. Finally, God was ready to send rain.

God told Elijah to visit King Ahab of Israel. Elijah obeyed God and went to the king. Elijah told the king, “Meet me at Mount Carmel. Bring the people of Israel and the prophets who worship false gods like Baal (BAY uhl).”

The king and the people went to the mountain. Elijah said to the people, “Do you believe the LORD is God? Or do you believe in Baal? You must choose!”

Elijah set up a contest to show who the one true God is. The worshipers of Baal made an altar for their false god.

“You call to Baal,” Elijah said. “Ask him to send fire to your altar. I will call on the LORD. The God who answers by sending fire is the one true God.”

From morning until noon, the false prophets called out to Baal, but no one answered. They danced and cried loudly, but still no one answered.

Then Elijah made an altar, dug a ditch around it, and put on a pile of wood. He asked for four jars of water to be poured on the wood. The altar was very wet. Elijah asked for even more water.

Elijah prayed: “Answer me, God, so that these people will know that You are God.”

God answered Elijah by sending fire from the sky! The fire burned up the bull, the wood, the stones, and the dust! It dried up the water that was in the ditch. God showed everyone that He is the one true God.

The people who were watching fell to the ground. They said, “The LORD, He is God! The LORD, He is God!” Soon the sky grew dark with clouds, and God sent rain.

The king told the queen everything that had happened, and she was angry. Elijah ran away and went to another mountain. There, God talked to Elijah and told him to not give up.

Christ Connection: *The people who worshiped the false god Baal worked hard to show they loved Baal, but Baal was silent. The one true God is not like false gods. We do not have to work hard to show God we love Him. Instead, God showed His love for us by sending His Son, Jesus, to be the Savior of the world.*

Picture Card Lesson

Use your own words—Trust the Holy Spirit to speak through you!

Elijah & Mt. Carmel — 1 Kings 18-19

Card 1: For three years, no rain fell in the land of Israel. The people had stopped worshiping God and were following false gods like Baal instead. But God has power over the earth and the sky.

Card 2: Elijah was a prophet who got special messages from God. God told Elijah to go to King Ahab and invite all the people to Mount Carmel. Elijah said, “You must choose who you will worship! Will you worship God, or Baal?”

Card 3: Elijah set up a contest to show who the one true God is. The worshipers of Baal made an altar for their false god. The prophets of Baal prayed and shouted for fire to come down on their altar, but nothing happened. Baal was not real, and he could not answer them.

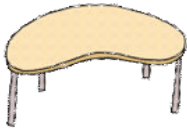
Card 4: Then Elijah built an altar to God and poured water all over it. Elijah prayed, “God, show these people that You are the true God.” Right away, God sent fire from heaven! The fire burned everything up, even the water. God showed everyone that He alone is King.

Card 5: When the people saw the fire, they fell down and cried out, “The LORD, He is God!” Soon God sent rain. God is the King.

God’s attributes- In today’s story we see that God is:
KING

Bible Storytelling Tips:

Use sticks and sprays: Make a simple altar out of craft sticks. When Elijah asks for water to be poured on his altar, use a spray bottle to spray water on the sticks. For some added fun, consider turning to the class and misting them too. When God sends fire, add a tissue paper flame to the altar’s center. Again, consider misting the children at the end of the story when God sends rain.



15 min Flight Lab

Learning the story in an interactive way

Choose from below or use your own idea-however the Lord leads. Then go into free-play.

Explore wet and dry wood

Set out pieces of dry wood and wood that has been soaking in water. Inspect the wood prior to the session to ensure there are no rough areas where children could get splinters. Invite children to touch and pick up the wet and dry wood. Talk about the differences.

- In order to make a fire, you need very dry wood. Which of these pieces of wood would you use to make a fire? In today's Bible story, **God showed that He is the one true King** by making fire on the altar even with the soaking wood pieces! He is our KING!

Make flame art

Cut paper into a flame shape and place it in a ziplock bag with a squirt of yellow, orange, or red paint. Duct tape the bag shut and encourage children to squeeze the bag to spread the paint. Remove the art and set it aside to dry. Write the story point on each child's artwork.

- **GOD IS KING.** Elijah prayed for God to send fire. God hears us when we pray to Him. God showed that He is the one true God.

Hold contests

Invite children to participate in several contests. First, compete to see who can stand on one leg the longest. Next, compete to see who can jump the highest. Finally, compete to see who can be the most quiet. Make up additional competitions to lead children in as time allows. Invite suggestions from children.

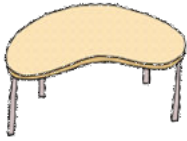
- Did you have fun competing against each other? Today's Bible story is about a kind of competition. This contest was between people who followed a pretend god named Baal and Elijah, a prophet and servant of the one true God. Who won the contest?

Make a craft

Cut strips of brown, red, yellow, and orange paper before the session. Write or print out the key passage on additional strips of paper. Be sure to make one key passage strip for each child.

Tape a piece of clear contact plastic for each child sticky side up on a table. Invite children to place strips of brown paper at the bottom of their contact plastic to represent wood. Then guide children to place the red, yellow, and orange strips on and above the brown strips to represent fire. Finally, help children place the key passage strip on their artwork. Seal the artwork with another piece of clear contact plastic on top.

- You made a picture of Elijah's altar! Look at the fire God sent to the altar. **God showed that He is the one true KING!** Place your artwork somewhere at your home where you will see it and remember that our God is real and powerful!



5 Min Pilot's Log

Where we prepare to go home

After flight lab, allow the children to play. **When congregation begins last song, move to the tables.**

Pause and settle

- Signal the end of free play, (use the time-timer to count down)
- Sing the clean-up song and guide children to clean their areas. Wash hands or use hand sanitizer if needed.
- Have children sit around the table.

ALWAYS CLOSE THE MORNING WITH PRAYER.

This is how we model incorporating prayer into their lives.

- After prayer, hand out the activity/coloring page. Direct children accordingly to complete the page. Remind children of what they can take away from today's lesson.

If a child finishes the activity/coloring page while waiting for mom and dad or is not interested, only offer options that can be completed at the table (playdough, puzzle, select a book to examine, practice the verse, etc) **Keep children at the table to maintain a calm and quiet environment for easy transition to mom and dad.**

When parents pick up their children, as appropriate share something their child enjoyed doing or did well during the morning.

Be sure that the Co-Pilots hand out the Activity sheet to each child or to parents. Have your Co-Pilot encourage parents to use this to talk to their kids about what they learned in class today.

PREK/K Prayer Extra Ideas:

Prayer Chain — in small groups, ask children for their prayer requests and have the Pilot or Co-Pilot write them on a few strips of paper. Connectstrips into a chain and display our growing conversation with the Lord. Feel free to revisit old prayer requests as well.

Pointing to a Globe — Have a child or Co-Pilot spin the globe and place their finger on a country. Place a star sticker on the place(s) and pray over it as a group. We will provide a PreK/K age geography book to help guide discussion and prayer. Even if you don't know anything about the country, we can lift up the people, pray for Jesus, light to shine there, the Gospel to be active there, and churches to grow, etc.

Looking out the Window — Grab a dry-erase marker, have the kids gather at the windows, and look outside. Ask the children to look for 3 things they can see out o the window to pray over. Using the dry-erase marker, write or draw these things on the window then pray over them.

Preschool Carpet Bag Prayers— Choose an item(s) out of the carpet bag. Discuss the item and different people/things the item could represent (car—driving safely, mechanics, trips, first responders, etc) Encourage kids to “think outside the bag” and help them make connections. Pray over the people, places, and things that were discussed.

Head Shoulders Knees and Toes—Pray through the song.

- Head (mind, imagination, thoughts, creativity)
- Shoulders (physical strength, things we might be dealing with)
- Knees (dancing, playing, jumping, etc.)
- Toes (walking and following after Jesus, standing strong in our faith)
- Eyes, ears, mouth & nose (seeing goodness, listening to Him, speaking truthful words, our senses, etc.)