


PREK & K Flight Plan July 26th




Lesson	The Fiery Furnace
Bible Passage	Daniel 3
Story Point	Protector
Key Passage	Psalm 23
Big Picture Q & A	<p>How can we know what God is like? We can learn more about what God is like through the Bible</p>



Who Worshipped God?

INSTRUCTION: Circle the words you are working on in parentheses. How many are there?



PREPARATION:
LIVES 18 - Scripture 1
The Fiery Furnace

WEEKLY OBJECTIVES

- Know the characters and the story.
- Know the main message of the story.
- Know the main message of the story.
- Know the main message of the story.
- Know the main message of the story.

KEY VERSES

- 1 Kings 11:1-10
- 1 Kings 11:1-10
- 1 Kings 11:1-10

WEEKLY ACTIVITIES

- Read the story and the Bible.
- Read the story and the Bible.
- Read the story and the Bible.



KEY NOTES: RAINFOREST FALLS SUMMER

Discovering God's character is a great adventure! Every story in the Bible shines a light on who God is—His love, power, faithfulness, and grace. Every story we explore this summer will show us amazing truths about God that are revealed to us in the Bible. The more we learn about our Creator, the more we understand who we are and how deeply we are loved. It gives us confidence to trust Him in every moment.

Let's explore the nature of God!

Grace Airways Rainforest Falls Curriculum in Children's Ministry will focus on discovering God's character through Bible stories. Each story chosen highlights a specific attribute of God.

SUMMER PSALM—let's all learn Psalm 23 to give the students consistent excitement and practice each week! We will practice all summer to create a video to share with the rest of Grace Community Church at the Fall-Kick off (Sept 13th) on the big screen.

Key Dates:

July 11th GCC BBQ (baptisms)

Aug 23rd All Sunday Teams Fall Training

Aug 30th Film all classes doing the Summer Psalm

Sept 13th FALL KICKOFF

Gospel—Centered Preparation:

The heart of preparation is rooted in your understanding of the gospel and your personal application of the story.

After your study ask yourself:

- How do the verse and Big Picture Question connect to this story?
- What am I excited to teach from this passage?
- The main point this week is: _____
- Where is the gospel in this story?

THE BIBLE TEACHES US ABOUT GOD'S CHARACTER



JOB



**TOWER
OF BABEL**



TABERNACLE



**BALAM
& BALAK**



**THE ARK
RETURNS**




**ELIJAH &
MT
CARMEL**




EZEKIEL



FIREY FURNACE



HOLY SPIRIT



**PHILIP & THE
ETHIOPIAN**



**PAUL MET
JESUS**



PRODIGAL SON



**CHILDREN
OF GOD**

Co-Pilot—Included Preparation:

On a Sunday morning, the Pilot is leading everyone in our ongoing journey to Jesus— that includes both flyers and Co -Pilots! The more consistency and continuity we have between Pilots, the better we can prepare our helpers to succeed and grow! With that consistency comes the mentorship aspect for our youth volunteers in particular, and utilizing our adult co -pilots as well: sharing activities, engaging them in the morning, and encouraging their involvement.

As you prepare for the lesson, ask yourself:

- **Does my planning allow for Co-Pilot participation throughout the morning?**
- **How did I prepare my Co-Pilot to help with classroom management?**
- **What specific activities will my Co-Pilot assist with today?**
- **In what ways can I encourage my Co-Pilot?**

Engagement

- Sit with child during the story
- Playing alongside flyers
- Reengage chatty/distracted kids
- Ask to volunteer an example during discussion
- Help play to Co-Pilot's strengths

Activities

- Attendance stickers
- Timeline
- Joining in the verse and BPQ&A
- Assigned to a specific flyer
- Helping find books in the Bible
- Leading crafts & songs

Encouragement

- Thank you for stepping in there!
- You did a great job with _____.
- You really helped me while I was _____.
- Thank you for being _____'s buddy today.
- Your help really made this morning go smoothly.
- _____ was the right thing to do. You handled it well!
- I'm so glad you are here today!

leader bible study

In 587 B.C., the Babylonians laid siege to Jerusalem, and God's people were exiled to Babylon where they would serve an enemy king for 70 years. (See Jer. 25:11.) Among the early exiles was a young man, Daniel, and three of his friends. About 20 years after arriving in Babylon, the three friends faced a test of their faith. King Nebuchadnezzar's law gave them a choice: worship a statue (against God's law) or face death in a fiery furnace. (Dan. 3:6) Even in a foreign land under a powerful king, God was watching over His people and caring for them.

Three men from Judah—Shadrach, Meshach, and Abednego—refused to bow down and worship the statue. They loved and worshiped the one true God because only He was worthy of worship and trust. The Book of Daniel says that the Chaldeans—a group of astrologers and dream interpreters (see Dan. 2:2,4)—used this opportunity to report Shadrach, Meshach, and Abednego to the king. But not even the threat of death could convince the three friends to turn away from God, because they trusted that God was able to protect them.

As you teach, lead children to consider the possibilities: God could keep the friends from being thrown into the furnace. Or, once in the furnace, God could protect them from being harmed. Or if they perished, God would receive them into heaven. The friends trusted that God was with them no matter what happened, and that trust helped them stand firm even as they were tied up and thrown into the fire.

Then something miraculous occurred. Nebuchadnezzar looked into the furnace and saw four men walking unharmed in the midst of the fire. Neither the decrees of earthly kings nor the power of the flames could overcome God's protection. God not only protected Shadrach, Meshach, and Abednego from death, but He was present with them in the center of their suffering. In this moment, **God revealed Himself as the faithful protector** who never abandons His people.

Vision for Grace Airways
We navigate the scriptures,
training up bold disciples,
on our ongoing journey to Jesus!

Morning Routine



Stay with this order.

Adjust pictures on schedule according to your plan.

Review schedule with the children at the start of the morning.

	Take Off VBS song Prayer BPQ & A		5 Min
	Journey Worship & Wiggles Psalm 23 Bible Story Discussion		15 Min
	Flight Lab Bible Story Activity		10 Min
	Free Play Inside or on playground		10 Min

At congregation last song—clean up/move inside

	Pilot's Log Prayer Take Home Page Settle & Review		5 Min
---	---	---	-------



5 min Take Off

Celebrate & being here! Introduce the morning

Gather

As the children enter, have them gather at the TV to begin with worship/singing. Have your co-pilot check attendance.

Song

Do a song or 2 of your choice as time allows to help children prepare for the lesson.

Summer Truth: We can explore the nature of God

This week we will look at the story of the **Fiery Furnace**

Summer Psalm

Practice the **Psalm 23 song during Worship & Wiggles**

Encourage and build excitement for memorizing, we will video the children on Sunday, August 30th

Transition to the Bible Story

Clap a simple rhythm for the children to copy, use a finger play, etc...
Set expectations for the children: "my turn to talk, your turn to listen, eyes on me, hands in your lap"

Choosing the same transition every week works super well with child and kindergarten ages.

Bible Connection Ideas

Bible FingerPlay:

1, 2 (hold up fingers) The Bible is true (hands like book), God loves me (cross arms, point to me) and God loves you (cross arms, point to class)

Bible Foundation Motions:

- The Bible is **True** (*thumbs up*)
- The Bible is How God **Speaks to Us** (*cup hands around mouth as if you were shouting*)
- The Bible is **Different** from other stories (*cross your arms and point in opposite directions*)
- The Bible points to **Jesus** (*ASL sign for Jesus*)

Fingerplay Ideas

Open Shut them:

Hold hands in front as you open and shut them while saying:

Open shut them, open shut them, give a little clap

Open shut them, open shut them, lay them in your lap.

Creep them creep them, slowly to your chin

Open wide your little mouth (pause), but do not let them in!

Active Preparing to sit and listen:

I stomp my feet, I clap my hands, I jump up from the ground.

I stomp my feet, I clap my hands, I turn myself around.

I stomp my feet , I clap my hands, I sit myself right down

I stomp my feet (*while sitting*) , I clap my hands, I do not make a sound (*finger over lips, spoken in a whisper*).



10 Min Journey

Where we travel into God's word

Introduce the Bible Story

Use our Bible Finger play each week to transition to the Story.

- The Bible tells us true stories about God. Today's Bible story is from the Book of Daniel. **Point to the Bible story picture on their timeline.** The Bible tells us the big story of how God rescues sinners through His Son, Jesus.

Tell the Bible Story

Using the pictures, tell the Bible Story or watch the video (*This lesson is NOT in It's All About Jesus Bible Storybook*). Tell the story using your own words keeping eye-contact with the children.

- Shadrach, Meshach, and Abednego refused to follow King Nebuchadnezzar because they loved God. Even when the King said they would die if they didn't do what he said, they followed God. God showed up in the fire and protected them! **God is our faithful protector** who never leaves His people.

What movement-based activity can I use?



Talk about the Bible Story

Show the Bible story picture as you ask the following questions.

1. **As we explore God's nature in this story, what attribute of God do you see?** God is our **PROTECTOR**
2. **What did King Nebuchadnezzar tell the people to do whenever they heard music?** (*Worship a gold statue*)
3. **Did Shadrach, Meshach, and Abednego obey the king?** (*No, they worshiped only God.*)
4. **How did God protect Shadrach, Meshach, and Abednego?** (*He did not allow them to get burned in the fire*)
5. **How can we know what God is like?** **We can learn more about what God is like through the Bible**

God's attributes- In today's story we see that God is:
PROTECTOR

Have a student place the story picture on the 'timeline'

Fiery Furnace — Daniel 3

Nebuchadnezzar (NEB yoo kad NEZ uhr), the king of Babylon, did not love God. One day, King Nebuchadnezzar made a tall statue out of gold. He said, “Whenever you hear the sound of music, fall to your knees and worship this gold statue.” Then he said, “Anyone who does not obey this new rule will be thrown into a very hot fire!”

So when the music played, everyone in Babylon fell to their knees and worshiped the gold statue. Three men from Judah did not fall to their knees and worship the statue. They worshiped God, and they knew God did not want them to worship anyone or anything else. These men were Shadrach (SHAD rak), Meshach (MEE shak), and Abednego (uh BED-nih goh).

Some of the people told the king that Shadrach, Meshach, and Abednego did not bow down to the statue. The king was angry! He said to the three men, “If you do not worship the statue, I will throw you into a very hot fire!”

The three friends said, “King, we worship God. God can save us from the fire. But even if He does not save us, we will not worship the gold statue.” Now the king was very mad! He made the fire even hotter and told some of his soldiers to tie up the three friends and throw them into the fire. Shadrach, Meshach, and Abednego fell into the fire, all tied up.

All of a sudden, the king stood up. “Didn’t we throw three men into the fire?” he asked. “Yes, King,” his helpers said. “Look!” the king shouted. “I see four men walking around in the fire! They aren’t hurt or tied up! The fourth man looks like an angel!”

Then the king said, “Shadrach, Meshach, Abednego—servants of the Most High God! Come here!” The friends came out of the fire. They were not burned and did not smell like smoke. They had not been hurt at all! God had protected them.

The king praised God and made a new rule for all the people. “Anyone who says anything bad about Shadrach, Meshach, and Abednego’s God will be punished. Only God can save people from death!”

Christ Connection: *God saved Shadrach, Meshach, and Abednego from the fire. Jesus came to save us in an even better way. Jesus died so we wouldn’t be punished for our sin. He was punished instead. When we know and love Jesus, Jesus saves us so we can be with God forever.*

Picture Card Lesson

Use your own words—Trust the Holy Spirit to speak through you!

Fiery Furnace — Daniel 3

Card 1: Nebuchadnezzar was the king of Babylon and he did not love God. One day he made a tall statue out of gold. He told every to bow down to the statue and worship it. If they did not, they would be thrown into a hot fire.

Card 2: Everyone started worshiping the statue. All expect three boys named Shadrach, Meshach, and Abednego. They worshiped God, and they knew God did not want them to worship anyone or anything else.

Card 3: Some of the people told the king that Shadrach, Meshach, and Abednego did not bow down to the statue. The king was angry! He told the three boys if they did not worship the statue, he would throw them a hot fire.

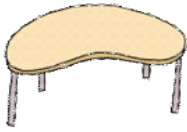
Card 4: The three friends said “King, we worship God. God can save us from the fire. But even if He does not save us, we will not worship the gold statue”. This made the king very mad. He made the fire hotter. He told the soldiers to tie up the boys and throw them into the flames.

Card 5: Suddenly, the king saw four figures in the fire instead of three! God protected the boys and none of them were hurt by the fire. They walked out of the flames and the king praised God. He made a new rules that honored God. God is our protector.

God's attributes- In today's story we see that God is:
PROTECTOR

Bible Storytelling Tips:

Listen for it: Provide a red, orange, or yellow streamer for each preschooler. Instruct preschoolers to wave their streamer every time they hear the word *fire*.



15 min Flight lab

Learning the story in an interactive way

*Choose from below or use your own idea-however the Lord leads.
Then go into free-play.*

Find the Fourth in the Flames

We'll provide the supplies for this game, but you're welcome to choose a different activity. Just let us know if you need something else prepared.

Supplies: red solo cups decorated with flames

Print outs of Shadrach, Meshach, Abednego, and the fourth man

A foam ball and a pool noodle

Before the kids get there, set out all the cups and hide the 4th figure under one of the cups. Make a mental note of where the man is hidden.

When the game starts, have the kids hide the figures of Shadrach, Meshach, and Abednego under 3 of the cups. Direct them to specific cups so they don't accidentally find the 4th man. Tell the kids we're going to knock over all the cups to find the three friends in the fire.

Have the kids take hitting a ball with the pool noodle to knock down a cup. Keep going until all the cups are knocked over. Make sure to react with excitement when the 4th man is found.

Getting Warmer

Hide a small toy or plastic treasure somewhere in the room.

Challenge the kids to find the item. Give clues as kids move about the room, saying "getting warmer" or "getting colder" depending on how close to, or far from, the object kids move. As kids get very near to finding the object, use hyperbole such as "you are burning up!" or "you are on fire!" to emphasize how close they are.

- Obviously, none of you actually caught fire or were burned by getting close to the hidden toy. In real life, fire can be very dangerous, and being on fire is often deadly. Today heard about three men who faced a fiery furnace. Who remembers what happened to them?

Listen and Fall Down

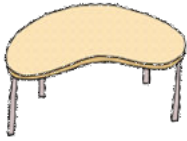
Play upbeat music. Direct children to wiggle, jump, sing, and dance while the music plays, but when the music stops, they must collapse onto the floor. Play several rounds as time allows.

- In today's Bible story, the king made a tall gold statue. He told the people to fall down and worship the statue whenever they heard music play. Do you think God wanted the people to worship a statue? No, God wants people to worship and trust Him only. Listen to the Bible story to hear about three men who chose to worship God instead of the statue.

Build a Furnace with Blocks

Invite children to work together to build a furnace with blocks. Encourage them to rip pieces of red, orange, and yellow construction paper to place in the furnace to represent fire. Consider providing four people figures for children to play out the Bible story.

- When the king looked in the fiery furnace, he did not just see Shadrach, Meshach, and Abednego. He saw a fourth person in the fire with them. The fourth person looked like an angel. **God saved Shadrach, Meshach, and Abednego from the fire.** They were not burned and did not even smell like smoke. Jesus came to save us in an even better way. Jesus died so we wouldn't be punished for our sin. He was punished instead. When we know and love Jesus, Jesus saves us so we can be with God forever.



5 Min Pilot's Log

Where we prepare to go home

After flight lab, allow the children to play. **When congregation begins last song, move to the tables.**

Pause and settle

- Signal the end of free play, (use the time-timer to count down)
- Sing the clean-up song and guide children to clean their areas. Wash hands or use hand sanitizer if needed.
- Have children sit around the table.

ALWAYS CLOSE THE MORNING WITH PRAYER.

This is how we model incorporating prayer into their lives.

- After prayer, hand out the activity/coloring page. Direct children accordingly to complete the page. Remind children of what they can take away from today's lesson.

If a child finishes the activity/coloring page while waiting for mom and dad or is not interested, only offer options that can be completed at the table (playdough, puzzle, select a book to examine, practice the verse, etc) **Keep children at the table to maintain a calm and quiet environment for easy transition to mom and dad.**

When parents pick up their children, as appropriate share something their child enjoyed doing or did well during the morning.

Be sure that the Co-Pilots hand out the Activity sheet to each child or to parents. Have your Co-Pilot encourage parents to use this to talk to their kids about what they learned in class today.

PREK/K Prayer Extra Ideas:

Prayer Chain — in small groups, ask children for their prayer requests and have the Pilot or Co-Pilot write them on a few strips of paper. Connect strips into a chain and display our growing conversation with the Lord. Feel free to revisit old prayer requests as well.

Pointing to a Globe — Have a child or Co-Pilot spin the globe and place their finger on a country. Place a star sticker on the place(s) and pray over it as a group. We will provide a PreK/K age geography book to help guide discussion and prayer. Even if you don't know anything about the country, we can lift up the people, pray for Jesus, light to shine there, the Gospel to be active there, and churches to grow, etc.

Looking out the Window — Grab a dry-erase marker, have the kids gather at the windows, and look outside. Ask the children to look for 3 things they can see out of the window to pray over. Using the dry-erase marker, write or draw these things on the window then pray over them.

Preschool Carpet Bag Prayers— Choose an item(s) out of the carpet bag. Discuss the item and different people/things the item could represent (car—driving safely, mechanics, trips, first responders, etc) Encourage kids to “think outside the bag” and help them make connections. Pray over the people, places, and things that were discussed.

Head Shoulders Knees and Toes—Pray through the song.

- Head (mind, imagination, thoughts, creativity)
- Shoulders (physical strength, things we might be dealing with)
- Knees (dancing, playing, jumping, etc.)
- Toes (walking and following after Jesus, standing strong in our faith)
- Eyes, ears, mouth & nose (seeing goodness, listening to Him, speaking truthful words, our senses, etc.)