

K-5 | W1

Today's Suggested Schedule—May 2026, Week 1

Bible Story: Peter and John Are Taken to the Sanhedrin • Acts 3–4:22

Bottom Line: Keep going because of what God has done.

Monthly Memory Verse: *Let us not become tired of doing good. At the right time we will gather a crop if we don't give up.* • Galatians 6:9 NIV

Loud sounds, bright lights, and large groups can be overwhelming or overstimulating for some children. To create a more inclusive large group experience, consider offering adaptive tools like noise-canceling headphones, sunglasses, sensory-friendly items, or access to modified spaces.

Prelude: Setting the Tone for the Experience

See the **Getting Ready** pages at the end of this document for a detailed description of what you'll need for today.

In the **Prelude** folder of your curriculum, you'll find a variety of other resources to help you prepare.

Small Group (15 minutes)

Social: Providing Time for Fun Interaction

Opening Activity

Large Group (35 minutes)

Story: Communicating God's Truth in Engaging Ways

Worship: Inviting People to Respond to God

Opener

Worship

Bible Story (sections from God's Big Story are listed as optional)

Prayer

Small Group (25 minutes)

Groups: Creating a Safe Place to Connect

Bible Story Review: Leap and Run (K–1st grade), Who Said It? (2nd–3rd grade); Bible Story Extension and Discussion Questions (Preteen)

Application Activity: Leap for Joy (K–1st grade), Boldly Follow the Leader (2nd–3rd grade); Take a Snapshot (Preteen)

Memory Verse Activity: Memory Verse Motions (K–1st grade), Don't Stop Posters (2nd–3rd grade); Verses to Take with You (Preteen)

Prayer Activity: Pray and Dismiss

Home: Prompting Action Beyond the Experience

Parent Cue Card (Print or Email)

Devotionals for Kids

Parent Cue App



Bible Story

Peter and John Are Taken to the Sanhedrin • Acts 3–4:22

Conversation Starter

What have you seen God do?

Bottom Line

Keep going because of what God has done.

Monthly Memory Verse

Let us not become tired of doing good. At the right time we will gather a crop if we don't give up. • Galatians 6:9 NIV

15 min

Large Group Opener

5 min

Opener

What You Need

No supplies needed

10 min

Large Group Game | Mountain Climber Relay!

AUDIO: Play high-energy music as kids enter.

SLIDE: Theme

Optional Video: Theme Loop

(Host enters with energy and excitement.)

Optional Video: Countdown

Optional Video: Theme Intro

Optional Video: Theme Loop

OPENER

(Things to have ready: Floor tape set for start line. 12 pool rings in three piles on the other side of the room directly across from the start line. Game slide. Bottom Line slide.)

HOST: "Hey, everyone! I'm so glad you're here today. Let me hear you make some noise if you're ready to get moving!"

(Pause while kids cheer.)

"Nice! Today, we're kicking off a brand-new series called 'TREK'! The full name of the series is 'TREK: Don't Stop, Don't Give Up—God's with You!'

"Everybody say it with me, 'TREK'!"

"Awesome! A trek is a long journey. It's not a quick walk, and it's definitely not a shortcut. A trek means you keep moving, even when things get hard. And that's exactly what we're going to be talking about all month long—don't stop, don't give up because God's with you. But before we jump into our true story from the Bible today, we're starting with a game, because every good trek starts with some movement.

What You Do:

- Download the slides or optional videos and have them ready to use. If you do not have screen capabilities, you have Orange's permission to enlarge and print the slides on paper.

What You Need

👤	Host	1
👤	Floor tape	1
👤	pool rings (or another type of object a kid can easily grab)	12
👤	kid volunteers for each round you do (Ask for new volunteers at the start of each round!)	12

- Download music and/or sound effects on an authorized basis from a resource such as Apple Music®, Amazon Music®, and/or a sound effect library and have it ready to play. Or, if you choose to stream music, refer to the terms and conditions of your streaming service. Note that you will likely need a commercial license in order to stream music publicly. Also confirm that your church has appropriate licensing to perform music and sound effects in your kids' environments, such as a blanket PERFORMmusic™ license from CCS. *Note: Legally, a song and/or sound effect belongs to the songwriter/composer who created it and the publisher who markets it. Performance rights organizations (PROs) license public performances (live or recorded) of their members' music. PROs in the U.S. are ASCAP, BMI, and SESAC. It is up to you to make sure your church has permission to perform or play a recording of a song and/or sound effect.*
- Set up a start line with floor tape.
- Place the pool rings in three piles on the other side of the room directly across from the start line. There should be four rings in each pile.

"This game is called 'Mountain Climber Relay!'"

SLIDE: Mountain Climber Relay! Title

"And yes, you're going to climb a mountain today! At least ... kind of.

"Okay, I need 12 volunteers! Who'd like to play?"

(Pick 12 volunteers from the kids who have their hands raised and invite them to the game area. Split them into three teams of four and have each team line up single file behind the start line.)

"Let's hear it for our climbers!"

"Here's how this works. We have three teams: Team One, Team Two, and Team Three. The start line is your base camp, and those pool rings are your goal. Think of them like the top of the mountain. One person from each team will climb across the room, grab a pool ring, mountain climb back down the mountain, and bring the pool ring to their team. Then you tag the next person, and they go.

"But here's the catch: you're not running or walking. You have to mountain climb the entire time! That means crawling on the floor doing mountain climbers, like this!"

(Demonstrate mountain climbers—hands and feet stay on the ground while crawling.)

"The first team to bring all four pool rings back to their base camp wins!"

"Okay, teams, get ready! Audience, your job is to cheer. When I say, 'TREK,' you say, 'KEEP GOING!' Let's practice. TREK!"

KIDS: "KEEP GOING!"

HOST: "That was perfect! Okay, teams ready? Audience ready?"

"On your mark ... get set ... GO!"

AUDIO: Upbeat music

"Nice climbing! Don't stop now! You're almost there, keep going! TREK!"

KIDS: "KEEP GOING!"

HOST: "TREK!"

KIDS: "KEEP GOING!"

(Play the game. Encourage all the teams and involve the audience. Make sure each kid is doing mountain climbers during the relay. Play until one of the teams brings all four pool rings back to the start line.)

HOST: "Woohoo! It looks like [Team Name] is the winner! Let's give it up for ALL our climbers! Great job, everyone.

(Continue with more rounds as time allows. Ask for 12 new volunteers at the start of each round.)

"Let me ask you guys something. Did anyone's legs start to feel tired? Did it get harder the longer you went? Yeah, that's what happens on a trek.

"And sometimes, following God can feel like that too. There are moments when it would be easier to stop, easier to quit, or easier to give up. But today, we're going to hear about two guys, Peter and John, who didn't stop; they kept going! And our Bottom Line today tells us what helped them keep going.

"Let's check it out!

SLIDE: Bottom Line

[Bottom Line] "Keep going because of what God has done. Can you say that with me?"

KIDS AND HOST: [Bottom Line] "Keep going because of what God has done."

HOST: "Awesome job today, everyone! Let's go learn more about what that means!"

11 min

Worship Option 1 | Amazing Music

3 min

Move | Worship Song

What You Need

No supplies needed

3 min

Not Forgotten | Worship Song

What You Need

No supplies needed

5 min

Memory Verse

What You Need

No supplies needed

Note: We've suggested worship songs below from Amazing Music and Orange Kids Music. We've created these worship resources to be developmentally appropriate for elementary and preteen kids by incorporating simple, direct language, fun dance movements, and upbeat, current arrangements.

We've chosen specific songs that amplify our teaching content for this month. We recommend that you use these songs as scripted below, or combined with other popular worship songs that your kids know and love. Orange Kids Music can be purchased at store.thinkorange.com. Amazing Music is available on APlay with Amazing+, or as an Add-On.

(Worship Leaders enter as Host exits.)

WORSHIP LEADER: "Hey, everyone! I'm so excited to worship with you today. All month long, we're talking about what it means to keep going and not give up because God is always with us. And one of the ways we remind our hearts of that truth is by worshiping together.

"When we sing, we're not just singing songs; we're telling God that we trust Him. We're thanking Him for what He's done, and we're remembering that He never leaves us, even when things are hard.

"Our first song has a lot of movement and energy, so let's stand up, make some space, and get ready to worship!

"Wow! You all sang that like you meant it! Now, let's sing another song that helps us remember something so important that Jesus gives us—freedom! When we follow Him, we don't have to worry or try to be the best. Jesus already loves us completely! Let's sing this one loud!

"Isn't it so fun to worship Jesus? Our next song reminds us of something really important: God never forgets us. No matter what we're facing, no matter how long the journey feels, God sees us, and He's always with us.

"You all sounded amazing! Singing those words is a way of reminding ourselves what's true. And remember, you can keep worshipping all throughout the week!

"Our Memory Verse for this month is found in Galatians 6:9. I'll read it first, and then let's all say it together!

SLIDE: Memory Verse

WORSHIP LEADER: "Let us not become tired of doing good. At the right time we will gather a crop if we don't give up. —Galatians 6:9 NIV"

"Now, let me guide you through it! Let's say it nice and loud!"

WORSHIP LEADER: "Let us not"

KIDS AND WORSHIP LEADER: "Let us not"

WORSHIP LEADER: "become tired of doing good."

KIDS AND WORSHIP LEADER: "become tired of doing good."

WORSHIP LEADER: *"At the right time"*

KIDS AND WORSHIP LEADER: *"At the right time"*

WORSHIP LEADER: *"we will gather a crop"*

KIDS AND WORSHIP LEADER: *"we will gather a crop"*

WORSHIP LEADER: *"if we don't give up."*

KIDS AND WORSHIP LEADER: *"if we don't give up."*

WORSHIP LEADER: *"Galatians 6:9!"*

KIDS AND WORSHIP LEADER: *"Galatians 6:9!"*

WORSHIP LEADER: "Great job, friends! Crops were good things! They are food as a result of hard work. So if we do good, if we don't give up doing good, God promises we will gather something good!"

10 min

Worship Option 2 | Orange Kids Music

5 min

Never Give Up | Orange Kids Music

What You Need

No supplies needed

5 min

Can't Stop Won't Stop | Worship song

What You Need

No supplies needed

Note: We've suggested worship songs below from Amazing Music and Orange Kids Music. We've created these worship resources to be developmentally appropriate for elementary and preteen kids by incorporating simple, direct language, fun dance movements, and upbeat, current arrangements.

We've chosen specific songs that amplify our teaching content for this month. We recommend that you use these songs as scripted below, or combined with other popular worship songs that your kids know and love. Orange Kids Music can be purchased at store.thinkorange.com. Amazing Music is available on APlay with Amazing+, or as an Add-On.

WORSHIP LEADER: "Alright, everyone, let's get ready to worship! This is our chance to celebrate how good God is! He made each one of us, He loves us more than we can imagine, and He's always with us, no matter what we're going through.

"When we sing, we're not just saying words, we're thanking God for who He is and all the amazing things He's done. So come on, let's stand up, smile big, and sing out loud to show God how much we love Him!

"You guys sound amazing! Did you know God hears every word? He loves it when we take time to worship Him—not just with our voices, but with our lives. Let's keep worshipping together!

SONG: "Can't Stop Won't Stop" available on Store.ThinkOrange.com

"Great job, everyone! I love worshipping God with you all! Here's what we can remember today: worship doesn't stop here. You can keep worshipping God all through this week by the way you live, the way you treat people, and the way you trust Him.

62 min

Bible Story

Note: We're so excited to be going through key stories of the Bible this year and learning more about its Author—God! It's God's Big Story! But to provide you with flexibility as you experience God's Big Story in your own unique setting, there's more than one way to use the following script!

If you want to follow "God's Big Story," read the following script straight through. Each week will build on the previous ones. But, if your church wants to teach a Large Group session without connecting it to what has come before, there are two sections in the script below that are optional—"God's Big Story Opener" and "God's Big Story Closer." (Or if you are joining us at some point throughout the year, you can opt out of the God's Big Story part and just join us as we journey through the rest of the story of Scripture!) We're going to go through the Bible as we teach throughout the year, but whether or not you share God's Big Story each week is up to you!

Whatever way you decide to use the following, know that we're praying diligently for you—we're asking God to help kids see and believe that He loves them, He invented them, and He wants to be their closest Friend. Forever. It's an honor to get to know God with you through the Bible this year!

12 min

StoryLab Bible Story | Video

What You Need

No supplies needed

12 min







So and So Show Bible Story | Video

What You Need

No supplies needed

38 min

Bible Story (Live)**What You Need**

 Storyteller	1
 Host	1
 Table	1
 Bible	1
 Posterboard and marker (or whiteboard and dry-erase marker)	1
 Kid volunteers	Several

(Things to have ready: Make sure the table is set up at the front of the teaching area so the Storyteller can place their Bible on it and read from it. Prepared posterboard and marker—or whiteboard and dry-erase marker—on the table.)

What You Do:

- Download the slides and have them ready to use. If you do not have screen capabilities, you have Orange's permission to enlarge and print the slides on paper.
- On the posterboard or whiteboard, draw a line down the middle. On one side, write "Reasons to Stop. On the other side, write "Reasons to Keep Going."

(Things to have ready: Make sure the table is set up at the front of the teaching area so the Storyteller can place their Bible on it and read from it. Prepared posterboard and marker—or whiteboard and dry-erase marker—on the table.)

INTRODUCTION

STORYTELLER: "Hey, everyone! I'm really glad you're here today! All month long, we're going to be on a journey together—a trek. A trek is a long journey where you don't quit, even when things get hard. Our theme is, 'TREK: Don't Stop, Don't Give Up—God's with You!'

"This month, we're learning that we can keep going, even when following God feels difficult, uncomfortable, or scary. Not because it's easy, but because God is with us. That means when things get hard, when we feel unsure, or when we want to stop, we can look back and remember what God has already done. That helps us keep going!

"In today's true story from the Bible, we're going to hear about two men named Peter and John who faced some really difficult situations. They had plenty of reasons to stop. But they chose to keep going because they remembered what God had done.

"But before we get into our true story from the Bible today, let me tell you about something amazing that we've done all year! In fact, this is the last month we are going to do it!

"We've been going through the Bible cover to cover!

"Why are we doing that? Well, part of the reason God gave us the Bible is so we could know Him! He wants us to be close to Him. So as we go through the Bible this year, we hope to learn more about God!"

GOD'S BIG STORY OPENER (OPTIONAL)

STORYTELLER: "We're going to go through God's Big Story in the Bible together so we can learn about God! *(Gesture to slide.)*

SLIDE: God's Big Story

"Let me catch you up on where we've been in God's Big Story so far!

(If you have the Timeline Images up, feel free to point to them as you talk about them.)

"You might remember that, in the beginning, God created everything. He made the world, the animals, people ... everything! God made the first people for the same reason He made all people—to be His close, close friends. But sadly, the first people God made chose to turn away from Him and sin. God wanted people to be close to Him, but they couldn't anymore. Pain, sickness, and death entered the world too.

"But God didn't want to leave things that way. So He put His rescue plan in motion right from the start!

"God was going to rescue everything through a family! God chose a man named Abraham and promised that his family would bless the whole world. Abraham had a great-grandson named Joseph, who became a leader in Egypt and saved his family—God's people. Over time, God's people grew but were enslaved by a new Pharaoh. 'Help us!' they cried out to God. God freed His people and brought them to the super-nice home He had designed for them, the Promised Land.

"After God's people were settled in the Promised Land, they disobeyed God—again and again and again. Even the kings God gave them rebelled! So, God split the nation in two—into the northern kingdom of Israel and the southern kingdom of Judah. Prophets spoke for God saying, 'Come back to Me!' But the northern kingdom of Israel was destroyed, and the southern kingdom of Judah was taken captive. Oh no! After years in exile, some of God's people returned to rebuild their homeland, while others stayed in foreign lands.

"During that sad time, God kept sending messages to His people about the Rescuer He had promised long ago. 'God's Rescuer is going to come like this!' the prophets said. But for years and years, nothing happened.

"And then it did! God sent Jesus, the Rescuer we needed, just like He promised! While Jesus was on Earth, He showed us who God is because He is God!

"Jesus lived a perfect life, and He gave that perfect life to pay the price for our sin. Because He never did anything wrong, Jesus was able to take on our sin. With His own life, He paid for all the wrong things anyone has ever done or ever will do. He broke the curse of sin we were under. He set us free. With the curse broken, with sin paid for, we could be close to God again! What God had been working on in His Big Story was finally coming true!

"And then Jesus did something else amazing. He rose back to life! Jesus beat death! Our Rescuer who loves us is alive and our friend forever and ever.

"But Jesus' friends were confused. Why did Jesus die? Why did He rise again? Jesus spent the next several days on Earth explaining what He had done and why.

"Jesus explained that He was going to leave, but He was going to be with His followers in a new way. He was going to be closer than close, like He always wanted to be! He wanted to be close friends like He was back in the Garden of Eden.

"Then, Jesus went back to heaven. But He sent the gift He had promised—the Holy Spirit! The Holy Spirit is God's very Spirit living in Jesus' followers. Now God lives inside of His people, He is closer than close. And with God's Spirit living in them, God's followers began to do amazing things!

"And that's where we are in God's Big Story!"

SETTING UP THE STORY

STORYTELLER: "We're continuing our journey through the Bible! Jesus had already died on the cross and risen from the dead. After that, Jesus returned to heaven. But before He left, He promised that God would send the Holy Spirit to help His followers. And God kept that promise.

"After the Holy Spirit came, Jesus' followers weren't alone anymore. God lived inside of them through His Spirit. The Holy Spirit was going with them through life, giving them courage, and helping them tell others about Jesus and Jesus' great love.

"Peter and John were two of those followers. They had spent time with Jesus. They had seen Him heal people. They had watched Him die. And they had seen Him alive again and received His Holy Spirit after He went back to heaven.

"So when Peter and John talked about Jesus, they weren't sharing rumors. They were sharing what they had seen with their own eyes. But even though Jesus was alive, following Him was still hard. The religious leaders were angry. And anyone who talked about Jesus could get in serious trouble.

"Now, I need your help as we go through the story.

(Point to board.)

"On this side, we have 'Reasons to Stop.' These are moments when we feel scared, uncomfortable, or we're just having a tough time.

"And on this side, we have 'Reasons to Keep Going.' These are moments when remembering what God has done—that He has made a way so He's always with us—gives us courage and hope.

"As we hear the story, I'm going to pause and ask you what you think.

"If you think something belongs under 'Reasons to Stop,' show me a thumbs-down.

(Demonstrate a thumbs-down.)

"If you think something belongs under 'Reasons to Keep Going,' show me a thumbs-up.

(Demonstrate a thumbs-up.)

"And if you think it feels like both, you can show me one of each. Don't shout answers, just show me with your hands, and I'll choose a volunteer to explain. Every time we agree, I'll add a tally mark to our board. Then

by the end, we'll see which side is bigger. Alright, let's dive into our Bible Story!"

WHAT GOD DID

STORYTELLER: "One afternoon, Peter and John were walking to the temple to pray. As they came near the temple gate, they saw a man who had never been able to walk. The Bible tells us this man was over forty years old, and every single day, people carried him to the same spot so he could beg for money.

"This man saw Peter and John and hoped they would give him something. This is how the Bible tells the story:

(Open the Bible and read Acts 3:1-6 NIV.)

One day Peter and John were going up to the temple. It was three o'clock in the afternoon. It was the time for prayer. A man unable to walk was being carried to the temple gate called Beautiful. He had been that way since he was born. Every day someone put him near the gate. There he would beg from people going into the temple courtyards. He saw that Peter and John were about to enter. So he asked them for money. Peter looked straight at him, and so did John. Then Peter said, "Look at us!" So the man watched them closely. He expected to get something from them.

Peter said, "I don't have any silver or gold. But I'll give you what I do have. In the name of Jesus Christ of Nazareth, get up and walk."

"Peter didn't give the man money. But by the power of God, the man got something even greater. Let's keep reading.

(Open the Bible and read Acts 3:7-8 NIV.)

Then Peter took him by the right hand and helped him up. At once the man's feet and ankles became strong. He jumped to his feet and began to walk. He went with Peter and John into the temple courtyards. He walked and jumped and praised God.

"This man wasn't just healed; his whole life changed! And everyone around him saw it happen.

"Alright, show me with your hands. What God just did in this man's life: does that feel like a reason to stop or a reason to keep going?

(Pause while kids respond with a thumbs-up or a thumbs-down.)

"Would anyone like to explain their answer? Raise your hand if you'd like to share!

(Pick a volunteer from the kids who have their hands raised and allow them to share.)

"Yes! What God did in this man's life was a huge reason to keep going! Let's add a tally mark to that side of the board.

(Add tally mark under "Reasons to Keep Going.")

WHAT HAPPENED BECAUSE THEY TALKED ABOUT JESUS

STORYTELLER: "When the crowd gathered, Peter wanted everyone to understand something important. The miracle didn't happen because he and John were powerful or special. It happened because of Jesus.

(Open the Bible and read Acts 3:12-13a NIV.)

When Peter saw this, he said, "Fellow Israelites, why does this surprise you? Why do you stare at us? It's not as if we've made this man walk by our own power or godliness. The God of our fathers, Abraham, Isaac and Jacob, has done this. God has brought glory to Jesus, who serves him."

"Peter made it clear that God was the One at work! Only God can do miracles.

"God did and still does amazing things in people's lives—do you think that's a reason to stop or a reason to keep going? Show me with your hands.

(Pause while kids respond with a thumbs-up or a thumbs-down.)

"Yes! Knowing how good God has been helps us keep going!

(Add tally mark under "Reasons to Keep Going.")

"Let's see what happened next.

(Open the Bible and read Acts 3:16 NIV.)

"This man whom you see and know was made strong because of faith in Jesus' name. Faith in Jesus has healed him completely. You can see it with your own eyes."

"But not everyone was happy to hear that.

(Open the Bible and read Acts 4:1-3 NIV.)

Peter and John were speaking to the people. The priests, the captain of the temple guard, and the Sadducees came up to the apostles. They were very upset by what the apostles were teaching the people. The apostles were saying that people can be raised from the dead. They said this can happen because Jesus rose from the dead. So the temple authorities arrested Peter and John. It was already evening, so they put them in prison until the next day.

"Alright, let's stop right there. Being arrested for talking about Jesus, this is tough ... show me with your hands. Does that feel like a reason to stop or a reason to keep going?

(Pause while kids respond with a thumbs-up or a thumbs-down.)

"Yes, that feels like a big reason to stop. Imagine that you're doing the right thing, and people are getting mad at you and coming against you. This was a big deal!

(Add tally mark under "Reasons to Stop.")

"But God wasn't finished.

(Open the Bible and read Acts 4:4 NIV.)

But many who heard the message believed. The number of men who believed grew to about 5,000.

"But even while Peter and John were in jail, God was still working! I can't add 5,000 tallies on this board because we would run out of space! But 5,000 people chose to follow Jesus that day!

"Does anyone want to share if you'd keep going or stop in this story?

Raise your hand if you'd like to share!

(Pick a volunteer from the kids who have their hands raised and pause while the volunteer gives their answer.)

"That's awesome—thank you for sharing, friend! Let's add a bunch of tally marks to the 'keep going' side for the 5,000 people who chose to follow Jesus that day.

(Add a good amount of tallies under "Reasons to Keep Going.")

WHY THEY DIDN'T STOP

STORYTELLER: "The next day, Peter and John were brought in front of powerful religious leaders. These leaders asked them a serious question.

(Open the Bible and read Acts 4:7 NIV.)

They had Peter and John brought to them. They wanted to question them. "By what power did you do this?" they asked. "And through whose name?"

"Peter answered with boldness from the Holy Spirit.

(Open the Bible and read Acts 4:8-10 NlrV.)

Peter was filled with the Holy Spirit. He said to them, "Rulers and elders of the people! Are you asking us to explain our actions today? Do you want to know why we were kind to a man who couldn't walk? Are you asking how he was healed? Then listen to this, you and all the people of Israel! You nailed Jesus Christ of Nazareth to the cross. But God raised him from the dead. It is through Jesus' name that this man stands healed in front of you."

"The leaders warned Peter and John to stop talking about Jesus. Do you think this could be a reason to stop? Show me with your hands.

(Pause while kids respond with a thumbs-up or a thumbs-down.)

"Yes! This could definitely be a reason to stop. Who knows what could have happened next? Peter and John could have decided to stop.

(Add tally mark under "Reasons to Stop.")

"But they didn't.

(Open the Bible and read Acts 4:18-20 NlrV.)

Once again the leaders called in Peter and John. They commanded them not to speak or teach at all in Jesus' name. But Peter and John replied, "Which is right from God's point of view? Should we listen to you? Or should we listen to God? You be the judges! There's nothing else we can do. We have to speak about the things we've seen and heard."

"So why didn't they stop? They remembered what God had done. They had seen and known Jesus—for three years, they had heard Him teach and seen Him heal so many times. And they had also experienced the power of the Holy Spirit. He had healed that man right then!

(Add tally mark under "Reasons to Keep Going.")

WRAPPING UP THE STORY

STORYTELLER: "Let's take a moment and look back at this story.

"God did something amazing. He worked through Peter and John to heal a man who had never been able to walk. When Peter and John talked about Jesus, things got hard. They were arrested and warned to stop sharing about Jesus with others. But they didn't stop! They remembered what God had done. They remembered that Jesus was with them through the Holy Spirit. And that gave them the courage to keep going.

"This true story from the Bible shows us something important: following Jesus isn't always easy, but remembering what God has done changes how we respond.

"Jesus has done great things for you too! God made a way for us to be close friends with Him again! And then He moved in closer than close through His Holy Spirit. We can be bold and brave and strong because of all of the awesome things that God has done!

"And that brings us back to today's Bottom Line.

SLIDE: Bottom Line

[Bottom Line] "Keep going because of what God has done. Can you say that with me?"

(Host enters and joins in.)

KIDS, STORYTELLER, AND HOST: [Bottom Line] "Keep going because of what God has done."

GOD'S BIG STORY CLOSER (OPTIONAL)

HOST: "Let's take a look at the progress we made in God's Big Story this week!"

"This week, we're right up here on the path of God's Big Story after this picture of 'Pentecost!' Today's true story from the Bible shows us that even though Jesus went back to heaven, He was with His followers through the Holy Spirit, and through Him they could do amazing things! (*Gesture to timeline.*)

"This week, we looked at the story of two men, Peter and John, when they encountered a paralyzed man. Peter and John looked at the paralyzed man and thought, 'This is broken. Jesus would fix it.' So in Jesus' name, and through the power of the Holy Spirit, they healed the man. And that's part of the reason why God moved into all of His followers through His Spirit. He is closer than close, and as we go around in the world, we can see, 'Hey, that's broken. That's not the way God would want it,' and we can ask Him to fix it or ask Him to give us strength to fix it! Since God made people, He has always wanted us to be able to be close to Him. And now we are closer than close through His Spirit. And with the Holy Spirit inside of us, we can go through the world, listening to Him, and making the world more like God's Kingdom!"

SLIDE: Week 1 Timeline Image

(If you're making a timeline of printed images on your wall, take this moment to place today's Timeline Image on the clothesline.)

"This week, we looked at the story of Peter and John, and how they were bold and did big things because the Holy Spirit was in them!"

8 min

Closing

5 min

WHAT'S OUR PART IN THE STORY?

What You Need

No supplies needed

HOST: "Now that we've heard this story, let's talk about our part in it. Peter and John were real people who followed Jesus in real life. They had real reasons to stop. They were arrested. They were warned. They were told to be quiet. But they didn't stop. They kept going because they remembered what God had done.

"Let's look at our board one more time. On one side of the board, we have reasons Peter and John could have stopped, and those reasons were real. But on the other side, we have reasons to keep going. Every time Peter and John remembered what God had done, every time they remembered that Jesus is alive, it gave them courage.

"And that's where we come into the story. Following Jesus today can still be hard sometimes. Sometimes it's hard to be kind when someone is mean to you. Sometimes it's hard to tell the truth when you're afraid

3 min

PRAYER**What You Need**

No supplies needed

of getting in trouble. Sometimes it's hard to do what's right when no one else is doing it.

(Add tally marks under "Reasons to Stop" as you list reasons following Jesus can be hard.)

"So when we feel like stopping, or when we feel like giving up, what can help us keep going? Remembering what God has done. When we remember that Jesus loves us, that He gave His life for us, that He didn't stay in the grave but rose again, and that He moved inside of us through His Holy Spirit so we can be closer than close, it changes how we see hard moments. When we see how God works in other people's lives, when He heals people, when He answers prayers, when He provides for your family ... the list goes on and on of how good God is!

(Add tallies under "Reasons to Keep Going" as you list good things God has done.)

"Our part in the story isn't to be perfect or brave all the time. Our part is to remember—remember what God has done because He loves you so much. He has done so many things just so you can be close to Him! When we do that, when we remember what God has done, it helps us keep going, even when things are hard.

"When you leave here today, there will be moments when things feel easy and moments when things feel hard. When those hard moments come, remember Jesus. Because Jesus loves you, and because of what God has done because of that great love, we can keep going too.

"Let's take a moment to talk to the God who loves us so much He has done so many things for us!

STORYTELLER or HOST: "God, thank You for what You've done through Jesus. Thank You that You're always with us. When hard things happen in our lives, help us remember Your love and all You've done for us because You love us so much. Give us courage to keep going, not because we're strong, but because You are. We love You, and we pray these things in Jesus' name. Amen."

AUDIO: Play calm music as the kids exit.

SLIDE: Theme

Optional Video (Media Package): Theme Loop

Getting Ready | K5

Large Group

GETTING READY

Here's everything you need to know to get ready for this week.

APlay

Get the most out of your curriculum with **APlay! JoinAPlay.com** is an all-in-one media organization and presentation tool. Experience all of your Orange Curriculum media assets, now pre-built and fully customizable. No more sorting through multiple download folders.

APlay is free with your curriculum subscription and packed with features to help your weekly experience run smoother. **APlay** gives you more time to focus on what truly matters—more ministry, less media management with Apple TV-based media solutions.

Story: Communicating God's Truth in Engaging Ways (25 minutes)

Worship: Inviting People to Respond to God (10 minutes)

1. Opener

What You Need:

- Host
- Floor tape
- 12 pool rings (or another type of object a kid can easily grab)
- 12 kid volunteers for each round you do (Ask for new volunteers at the start of each round!)

Music and Sound Effects:

- Upbeat music to use as kids enter the room
- Upbeat music to use for the game

Large Group Visuals:

- Theme Slide
- "Mountain Climber Relay! Title" Slide
- Bottom Line Slide

Optional Videos:

- Theme Loop
- Theme Intro
- Countdown

What You Do:

- Download the slides or optional videos and have them ready to use. If you do not have screen capabilities, you have Orange's permission to enlarge and print the slides on paper.

- Download music and/or sound effects on an authorized basis from a resource such as Apple Music®, Amazon Music®, and/or a sound effect library and have it ready to play. Or, if you choose to stream music, refer to the terms and conditions of your streaming service. Note that you will likely need a commercial license in order to stream music publicly. Also confirm that your church has appropriate licensing to perform music and sound effects in your kids' environments, such as a blanket PERFORMmusic™ license from CCS. *Note: Legally, a song and/or sound effect belongs to the songwriter/composer who created it and the publisher who markets it. Performance rights organizations (PROs) license public performances (live or recorded) of their members' music. PROs in the U.S. are ASCAP, BMI, and SESAC. It is up to you to make sure your church has permission to perform or play a recording of a song and/or sound effect.*
- Set up a start line with floor tape.
- Place the pool rings in three piles on the other side of the room directly across from the start line. There should be four rings in each pile.

2. Worship and Memory Verse

What You Need:

- Worship Leader(s)

Music and Sound Effects:

- "Move" - available on APlay with Amazing Music
- "Not Forgotten" - available on APlay with Amazing Music
- "Never Give Up" - available on Store.ThinkOrange.com
- "Can't Stop Won't Stop" - available on Store.ThinkOrange.com

Large Group Visuals:

- Theme Slide
- Memory Verse Slide

Optional Videos for Orange Kids Music

- "Never Give Up" Dance Moves Video or Live Lyrics Video (available through Store.ThinkOrange.com)
- "Can't Stop Won't Stop" Dance Moves Video or Live Lyrics Video (available through Store.ThinkOrange.com)

What You Do:

- If you are utilizing the suggested songs from **Amazing Music-**, search for your desired video resource for each song under the Worship section on APlay and add to your service!
- You can access Amazing Music's Dance Motion, Lyric, and Instrumental Videos in APlay under the Worship section.
- Amazing Music Song Trainings are available in Amazing Leaders and FREE on YouTube. <https://www.youtube.com/@AmazingKidsMusic>
- If you are utilizing **the Orange Kids Music** suggestions, simply purchase and download from Store.ThinkOrange.com! You can upload these into APlay for easy use with your 252 curriculum.
- Dance Motion Videos and Lyrics Videos are available for Orange Kids Music songs. For more information, visit Store.ThinkOrange.com.

- *Make sure your church has obtained licensing rights to play or perform music. You can obtain a license to perform worship music from Christian Copyright Licensing International (www.ccli.com). It covers over 200,000 worship songs for congregational singing. You are responsible for including the copyright information on all songs reproduced under the Church Copyright License (including song lyrics projected onscreen). This includes the song title, writer credit(s), copyright notice, and your church's CCLI license number. You can include this information on one of the lyric slides, or you can create a separate slide detailing this information, but the copyright information must appear at least once for each song you play or perform. For example:*

"Hallelujah" words and music by John Doe

©2000 Good Music Co.

CCLI License # 0000

3. Bible Story

What You Need:

- Storyteller
- Host
- Table
- Bible
- Posterboard and marker (or whiteboard and dry-erase marker)
- Kid volunteers

Music and Sound Effects:

- Calm music to use as kids exit the room

Large Group Visuals:

- Theme Background Slide
- Theme Slide
- Bottom Line Slide

Optional for God's Big Story:

- Clothesline and clothespins for the timeline in your room
- God's Big Story Slide
- Week 1 Timeline Image Slide
- We recommend that you create a timeline in your Large Group room that you can add to throughout this curriculum year as we travel through the Bible. This can be a simple clothesline or a section of the wall where you can hang the printed Timeline Images in order, week by week. We'll provide a Timeline Image for each week of the curriculum. There are two versions of each Timeline Image—a slide and a print version. A digital [God's Big Story poster](#) is available as well in the Orange Store.

Optional Video: (available in APlay)

Our Large Group scripts are interchangeable with these videos so you can plug and play the way you need to each week.

For 252 Kids (Kindergarten through 3rd grade):

- StoryLab: Invite elementary kids to engage with inquisitive young hosts as they explore core biblical truths and stories in a STEAM-inspired setting.

For 252 Preteen (4th and 5th grade):

- The So & So Show: Guide preteens to explore questions of faith through a YouTube-style show full of humor and lots of zany fun.

Additional environment enhancements including:

- Motion graphics, including loops
- Countdown video

What You Do:

- Download the slides and have them ready to use. If you do not have screen capabilities, you have Orange's permission to enlarge and print the slides on paper.
- On the posterboard or whiteboard, draw a line down the middle. On one side, write "Reasons to Stop. On the other side, write "Reasons to Keep Going."

Supplies

Large Group Game Mountain Climber Relay!		Quantity
1.	Host	1
2.	Floor tape	1
3.	pool rings (or another type of object a kid can easily grab)	12
4.	kid volunteers for each round you do (Ask for new volunteers at the start of each round!)	12

Bible Story (Live)		Quantity
1.	Storyteller	1
2.	Host	1
3.	Table	1
4.	Bible	1
5.	Posterboard and marker (or whiteboard and dry-erase marker)	1
6.	Kid volunteers	Several