

K-5 | W2

Today's Suggested Schedule—May 2026, Week 2

Bible Story: Philip and the Man from Ethiopia • Acts 8:26-40

Bottom Line: Keep following God, even when you have questions.

Monthly Memory Verse: *Let us not become tired of doing good. At the right time we will gather a crop if we don't give up.* • Galatians 6:9 NIV

Loud sounds, bright lights, and large groups can be overwhelming or overstimulating for some children. To create a more inclusive large group experience, consider offering adaptive tools like noise-canceling headphones, sunglasses, sensory-friendly items, or access to modified spaces.

Prelude: Setting the Tone for the Experience

See the **Getting Ready** pages at the end of this document for a detailed description of what you'll need for today.

In the **Prelude** folder of your curriculum, you'll find a variety of other resources to help you prepare.

Small Group (15 minutes)

Social: Providing Time for Fun Interaction

Opening Activity

Large Group (35 minutes)

Story: Communicating God's Truth in Engaging Ways

Worship: Inviting People to Respond to God

Opener

Worship

Bible Story (sections from God's Big Story are listed as optional)

Prayer

Small Group (25 minutes)

Groups: Creating a Safe Place to Connect

Bible Story Review: Who Did It? (K-1st grade), Chariot Run Relay

(2nd-3rd grade); Bible Story Extension and Discussion (Preteen)

Application Activity: Desert Compass (K-1st grade), Trek and Ask

(2nd-3rd grade); Take a Snapshot (Preteen)

Memory Verse Activity: Keep Going (K-1st grade), Scroll Memory Verse

(2nd-3rd grade); Verses to Take with You (Preteen)

Prayer Activity: Pray and Dismiss

Home: Prompting Action Beyond the Experience

Parent Cue Card (Print or Email)

Devotionals for Kids

Parent Cue App



Bible Story

Philip and the Man from Ethiopia • Acts 8:26-40

Conversation Starter

What questions do you have about God?

Bottom Line

Keep following God, even when you have questions.

Monthly Memory Verse

Let us not become tired of doing good. At the right time we will gather a crop if we don't give up. • Galatians 6:9 NIV

15 min

Large Group Opener

5 min

Opener

What You Need

No supplies needed

10 min

Large Group Game | What's on the Path?

What You Need

 Host

1

AUDIO: Play high-energy music as kids enter.

SLIDE: Theme

Optional Video: Theme Loop

(Host enters with energy and excitement.)

Optional Video: Countdown

Optional Video: Theme Intro

Optional Video: Theme Loop

(Things to have ready: Game slide. Bottom Line slide.)

OPENER

HOST: "Hey, everyone! I'm really glad you're here today. If this is your first time at [Name of Environment], welcome! I'm so happy you're here. And if you've been coming for a while, I'm really glad you came back!"

"We're in Week Two of our series called 'TREK.' The full title of our series is, 'TREK: Don't Stop, Don't Give Up—God's with You!' A trek is a long journey, and it's the kind of journey where you don't always know what's ahead. Sometimes it's exciting. Sometimes it's confusing. And sometimes you wish you had a map that told you everything before you started. But most of the time, that's not how a trek works.

"All month long, we're talking about what it looks like to keep going on a journey with God, even when things don't make total sense yet. And you know, that reminds me of something we all have in common: at some point, we all have questions. Questions about what's happening. Questions about what we're supposed to do next. Questions about God. And having questions doesn't mean you're doing something wrong. It just means you're human. We'll talk more about that later on.

What You Do:

- Download the slides or optional videos and have them ready to use. If you do not have screen capabilities, you have Orange's permission to enlarge and print the slides on paper.
- Download the sound effects from the Large Group scripts folder and have them ready to use.
- Refer to week 1 to confirm that your church has appropriate licensing to perform or play music and sound effects in your kids' environments.

"Today, we're going to start with a game called 'What's on the Path?' It's going to feel a little bit like being on a trek—you won't always know what's coming next, but keep moving anyway!"

SLIDE: What's on the Path? Title

"We're going on an imaginary trek together, friends! Here's how it works: I'm going to describe different obstacles you might face on a journey, and when I say what it is, I want you to act it out right where you are. Sound good?"

"Alright, everyone! Stand up, lace up your hiking boots, and put on your backpack—it's time to climb!"

AUDIO: Upbeat music

(Quickly call out different trek-related activities for kids to act out. The pace should be fast and energetic. You can act out the activities alongside the kids and have them mirror you, or just have the kids make up their own actions for each activity as you call them out. Some examples are below.)

"First, you come to a bridge that crosses a deep river. Now jump across the bridge!"

(Pause for a few seconds while the kids act out the activity.)

"Next, you find a cave that's really low. Duck down so you don't hit your head!"

(Pause for a few seconds while the kids act out the activity.)

"Now there's a fallen tree in your way. Carefully step over it."

(Pause for a few seconds while the kids act out the activity.)

"Oh no! You've lost the trail! Turn around and head back the way you came."

"Now you need to build a tent to rest for the night."

"Time to sled down a snowy hill. Woohoo!"

"Oh no! Run away from the bear!"

"Time to stop and eat a protein bar!"

"Duck! Sled! Jump! Dodge the tree! Unroll the sleeping bag!"

"And ... time to go sleep under the stars."

(As time allows, continue calling out more trek-related activities or start the game over from the beginning.)

"Whew, that was a fun trek! Great job, everyone! You guys can take your seats."

"As we were doing that, some of those things probably felt easy, right? Some of them might have felt a little confusing. And some of you were probably wondering what was coming next.

"That's kind of what a trek is like. You don't always know what's ahead. You don't always know why something is happening. And you don't always have all the answers. We're going to be learning a lot about questions and answers today!

"In fact, that's today's Bottom Line! Let's check it out.

SLIDE: Bottom Line

[Bottom Line] "Keep following God, even when you have questions. Say that with me!"

KIDS AND HOST: [Bottom Line] "Keep following God, even when you have questions."

HOST: "Great job today, everyone! Now, let's go find out more about how we can keep following God, even when we have questions!"

11 min

Worship Option 1 | Amazing Music

3 min

Move | Worship Song

What You Need

No supplies needed

3 min

Way Maker | Worship Song

What You Need

No supplies needed

5 min

Memory Verse

Note: We've suggested worship songs below from Amazing Music and Orange Kids Music. We've created these worship resources to be developmentally appropriate for elementary and preteen kids by incorporating simple, direct language, fun dance movements, and upbeat, current arrangements.

We've chosen specific songs that amplify our teaching content for this month. We recommend that you use these songs as scripted below, or combined with other popular worship songs that your kids know and love. Orange Kids Music can be purchased at store.thinkorange.com. Amazing Music is available on APlay with Amazing+, or as an Add-On.

(Worship Leaders enter as Host exits.)

WORSHIP LEADER: "Hey, everyone! I'm so glad you're here today! It's time to worship together!"

"When we worship, we sing to God and remember that He's with us on our journey. Even when things feel confusing or we have questions, God is still moving and still working.

"So let's stand up, get ready to move, and worship God together!"

SONG: "Move" Dance Motion, Lyric or Instrumental Lyric Videos are available with Amazing Music on APlay

"Wow! You all sang that like you meant it! Now, let's sing another song that helps us remember something so important that Jesus gives us—freedom! When we follow Him, we don't have to worry or try to be the best. Jesus already loves us completely! Let's sing this one loud!"

"This next song reminds us that God is always with us and always at work, even when we don't understand everything yet. God is in the business of doing amazing miracles! He is a Way Maker!"

SONG: "Way Maker" Dance Motion, Lyric or Instrumental Lyric Videos are available with Amazing Music on APlay

"This week, when you start getting focused on other things or questions pop up, remind yourself that the God you follow is good and makes a way when there seems to be no way."

"Now, let's take a look at our monthly Memory Verse. It's found in Galatians 6:9. I'll read it first, and then I will lead you through it!"

SLIDE: Memory Verse

What You Need

No supplies needed

WORSHIP LEADER: *"Let us not become tired of doing good. At the right time we will gather a crop if we don't give up. —Galatians 6:9 NIV"*

"Now, let me guide you through it! Let's say it nice and loud!"

WORSHIP LEADER: *"Let us not"*

KIDS AND WORSHIP LEADER: *"Let us not"*

WORSHIP LEADER: *"become tired of doing good."*

KIDS AND WORSHIP LEADER: *"become tired of doing good."*

WORSHIP LEADER: *"At the right time"*

KIDS AND WORSHIP LEADER: *"At the right time"*

WORSHIP LEADER: *"we will gather a crop"*

KIDS AND WORSHIP LEADER: *"we will gather a crop"*

WORSHIP LEADER: *"if we don't give up."*

KIDS AND WORSHIP LEADER: *"if we don't give up."*

WORSHIP LEADER: *"Galatians 6:9!"*

KIDS AND WORSHIP LEADER: *"Galatians 6:9!"*

WORSHIP LEADER: "Yay! Crops are good things! They are food as a result of hard work. So if we do good, if we don't give up doing good, God promises that we will gather something good!"

10 min

Worship Option 2 | Orange Kids Music

5 min

Never Give Up | Orange Kids Music

What You Need

No supplies needed

5 min

Can't Stop Won't Stop | Worship song

What You Need

No supplies needed

Note: We've suggested worship songs below from Amazing Music and Orange Kids Music. We've created these worship resources to be developmentally appropriate for elementary and preteen kids by incorporating simple, direct language, fun dance movements, and upbeat, current arrangements.

We've chosen specific songs that amplify our teaching content for this month. We recommend that you use these songs as scripted below, or combined with other popular worship songs that your kids know and love. Orange Kids Music can be purchased at store.thinkorange.com. Amazing Music is available on APlay with Amazing+, or as an Add-On.

WORSHIP LEADER: "Alright, everyone, let's get ready to worship! This is our chance to celebrate how good God is! He made each one of us, He loves us more than we can imagine, and He's always with us, no matter what we're going through.

"Remember, when we sing, we're not just saying words, we're thanking God for who He is and all the amazing things He's done. So come on, let's stand up, smile big, and sing out loud to show God how much we love Him!

SONG: "Never Give Up" available on Store.ThinkOrange.com

"You guys sound amazing! Did you know God hears every word? He loves it when we take time to worship Him—not just with our voices, but with our lives. Let's keep worshipping together!

SONG: "Can't Stop Won't Stop" available on Store.ThinkOrange.com

"Great job, everyone! I love worshipping God with you all! Here's what we can remember today: worship doesn't stop here. You can keep worshipping God all through this week by the way you live, the way you treat people, and the way you trust Him.

62 min

Bible Story

12 min

StoryLab Bible Story | Video

What You Need

No supplies needed

12 min

So and So Show Bible Story | Video

What You Need

No supplies needed

Note: We're so excited to be going through key stories of the Bible this year and learning more about its Author—God! It's God's Big Story! But to provide you with flexibility as you experience God's Big Story in your own unique setting, there's more than one way to use the following script!











If you want to follow "God's Big Story," read the following script straight through. Each week will build on the previous ones. But, if your church wants to teach a Large Group session without connecting it to what has come before, there are two sections in the script below that are optional—"God's Big Story Opener" and "God's Big Story Closer." (Or if you are joining us at some point throughout the year, you can opt out of the God's Big Story part and just join us as we journey through the rest of the story of Scripture!) We're going to go through the Bible as we teach throughout the year, but whether or not you share God's Big Story each week is up to you!

Whatever way you decide to use the following, know that we're praying diligently for you—we're asking God to help kids see and believe that He loves them, He invented them, and He wants to be their closest Friend. Forever. It's an honor to get to know God with you through the Bible this year!

38 min

Bible Story (Live)

What You Need

 Storyteller	1
 Host	1
 Table	1
 Bible	1
 Pipe and drape for curtain	1
 Curtain that can go between pipe and drain	Several
 Chairs	2
 Wigs	2
 Scroll (This can be a foot-wide length of butcher paper that is rolled up.)	1
 Calm music to use as kids exit the room	1

What You Do:

- Download the slides and have them ready to use. If you do not have screen capabilities, you have Orange's permission to enlarge and print the slides on paper.
- Confirm that your church has appropriate licensing to perform or play music and sound effects in your kids' environments (see above under Opener).
- Set up a curtain at the front of the teaching area that splits the area in two. Make sure the audience can see the area on both sides of the curtain.
- Set up two chairs on the side where the Ethiopian official will be sitting.
- Have the props—two wigs and one scroll—ready on the table.

BIBLE STORY (STORYTELLER SCRIPT)

SLIDE: Theme Background

Note: We're so excited to be going through key stories of the Bible this year and learning more about its Author—God! It's God's Big Story! But to provide you with flexibility as you experience God's Big Story in your own unique setting, there's more than one way to use the following script!

If you want to follow "God's Big Story," read the following script straight through. Each week will build on the previous ones. But, if your church wants to teach a Large Group session without connecting it to what has come before, there are two sections in the script below that are optional—"God's Big Story Opener" and "God's Big Story Closer." (Or if you are joining us at some point throughout the year, you can opt out of the God's Big Story part and just join us as we journey through the rest of the story of Scripture!) We're going to go through the Bible as we teach throughout the year, but whether or not you share God's Big Story each week is up to you!

Whatever way you decide to use the following, know that we're praying diligently for you—we're asking God to help kids see and believe that He loves them, He invented them, and He wants to be their closest Friend. Forever. It's an honor to get to know God with you through the Bible this year!

INTRODUCTION

(Things to have ready: Make sure the table is set up at the front of the teaching area so the Storyteller can place their Bible on it and read from it. Two wigs and one scroll on the table. Curtain set up at the front of the room. Two chairs set up on the side of the curtain where the Ethiopian official will sit.)

STORYTELLER: "Hi, friends! I'm so glad you're here today! I love learning about God with you!

"This month, we've been talking about a trek and what it looks like to keep going, even when the path isn't always clear. Our theme this month is, 'TREK: Don't Stop, Don't Give Up—God's with You!'

"And today's story fits right into that theme. Our Bottom Line for today says this: **[Bottom Line] Keep following God, even when you have questions.**

"In this story, we'll meet two people—someone who was reading the Bible but didn't understand what it meant, and someone else who was following God's direction without knowing exactly why. Both of them probably had lots of questions!

"But before we get into our true story from the Bible today, let me tell you about something amazing we've been doing all school year! In fact, at the end of this month, we'll be through!

"We've been going through the Bible cover to cover!

"Why are we doing that? Well, part of the reason God gave us the Bible is so we could know Him. He wants us to be close to Him. So as we go through the Bible this year, we hope to learn more about God!"

GOD'S BIG STORY OPENER (OPTIONAL)

STORYTELLER: "We're going to go through God's Big Story in the Bible together so we can learn about God! (*Gesture to slide.*)

SLIDE: God's Big Story

"Let me catch you up on where we've been in God's Big Story so far!

(If you have the Timeline Images up, feel free to point to them as you talk about them.)

"You might remember that, in the beginning, God created everything. He made the world, the animals, people ... everything! God made the first people for the same reason He made all people—to be His close, close friends. But sadly, the first people God made chose to turn away from Him and sin. God wanted people to be close to Him, but they couldn't anymore. Pain, sickness, and death entered the world too.

"But God didn't want to leave things that way. So He put His rescue plan in motion right from the start!

"God was going to rescue everything through a family! God chose a man named Abraham and promised that his family would bless the whole world. Abraham had a great-grandson named Joseph, who became a leader in Egypt and saved his family—God's people. Over time, God's people grew but were enslaved by a new Pharaoh. 'Help us!' they cried out to God. God freed His people and brought them to the super-nice home He had designed for them, the Promised Land.

"After God's people were settled in the Promised Land, they disobeyed God—again and again and again. Even the kings God gave them rebelled! So, God split the nation in two—into the northern kingdom of Israel and the southern kingdom of Judah. Prophets spoke for God saying, 'Come back to Me!' But the northern kingdom of Israel was destroyed, and the southern kingdom of Judah was taken captive. Oh no! After years in exile, some of God's people returned to rebuild their homeland, while others stayed in foreign lands.

"During that sad time, God kept sending messages to His people about the Rescuer He had promised long ago. 'God's Rescuer is going to come like this!' the prophets said. But for years and years, nothing happened.

"And then it did! God sent Jesus, the Rescuer we needed, just like He promised! While Jesus was on Earth, He showed us who God is because He is God!

"Jesus lived a perfect life, and He gave that perfect life to pay the price for our sin. Because He never did anything wrong, Jesus was able to take on our sin. With His own life, He paid for all the wrong things anyone has ever done or ever will do. He broke the curse of sin we were under. He set us free. With the curse broken, with sin paid for, we could be close to God again! What God had been working on in His Big Story was finally coming true!

"And then Jesus did something else amazing. He rose back to life! Jesus beat death! Our Rescuer, who loves us, is alive and our friend forever and ever.

"But Jesus' friends were confused. Why did Jesus die? Why did He rise again? Jesus spent the next several days on Earth explaining what He had done and why.

"Jesus explained that He was going to leave, but He was going to be with His followers in a new way. He was going to be closer than close, like He always wanted to be! He wanted to be close friends like He was back in the Garden of Eden.

"Then, Jesus went back to heaven. But He sent the gift He had promised—the Holy Spirit! The Holy Spirit is God's very Spirit living in Jesus' followers. Now God lives inside of His people, He is closer than close. And with God's Spirit living in them, God's followers began to do amazing things!

"And that's where we are in God's Big Story!"

SETTING UP THE STORY

STORYTELLER: "We're continuing our journey through the Bible! We're at the part of the Bible where Jesus had died, rose from the dead, gone back to heaven, and sent the Holy Spirit to live inside of His followers. Today's true story is about one of Jesus' followers who was learning what it meant to have the Holy Spirit living inside of him. And the story is also about another man who had a lot of questions about God.

"To help us tell the story, I'm going to need a couple of volunteers. I need one volunteer to play a man named Philip. Raise your hand if you'd like to help!

(Choose one volunteer from the kids who have their hands raised and invite them to the front of the room.)

"And I need one more volunteer to play another man in the story who was an Ethiopian official. Raise your hand if you'd like to volunteer!

(Choose one volunteer from the kids who have their hands raised and invite them to the front of the room.)

"Thanks for helping me out today, friends!

(Give both kids wigs and give the kid playing the Ethiopian official the scroll. Position the kids on both sides of the curtain—the kid playing the Ethiopian official should be on the side with the two chairs.)

"Let's dive in. This story takes place after Jesus went back to heaven and sent His Holy Spirit to live inside of His followers. At this time, people

were traveling to many different places, and the message of Jesus was spreading. One of the leaders in the early church was named Philip. *(Have the kid playing Philip pretend they are teaching and helping people.)*

"At the same time, another man was traveling on a long road. *(Have the kid playing the Ethiopian official sit down in one of the chairs and pretend they are traveling along the road, reading the scroll.)*

"He was from a country called Ethiopia, and he was riding in a chariot as he made his way home. As he traveled, he was reading from the Scriptures.

"And that's where our story begins."

PHILIP FOLLOWS GOD, EVEN WHEN HE DOESN'T KNOW WHY

STORYTELLER: "One day, an angel spoke to Philip! Let's see what happened.

(Open the Bible and read Acts 8:26 NlrV.)

An angel of the Lord spoke to Philip. "Go south to the desert road," he said. "It's the road that goes down from Jerusalem to Gaza."

(Have the kid playing Philip act surprised, but start walking in place.)

"That was all God told Philip. God didn't explain why the desert road mattered. He didn't tell Philip who he would meet or what would happen next. Philip had already been busy telling people about Jesus. People were being healed. Crowds were listening. Things were going really well. And now, God was asking him to leave all of that and walk down a road that didn't seem very important at all. But Philip followed God. Philip didn't have the full plan. He just took the next step."

THE ETHIOPIAN OFFICIAL HAS QUESTIONS AND DOESN'T GIVE UP

STORYTELLER: "While Philip was walking along that desert road, he wasn't the only one traveling that day.

(Open the Bible and read Acts 8:27-28 NlrV.)

So Philip started out. On his way he met an Ethiopian official. The man had an important position in charge of all the wealth of the Kandake. Kandake means queen of Ethiopia. This official had gone to Jerusalem to worship. On his way home he was sitting in his chariot. He was reading the Book of Isaiah the prophet.

"This man was riding in a chariot. He had traveled a very long way to worship God in Jerusalem. Now he was heading home. As the chariot rolled along, the man was reading from the Scriptures out loud.

(Have the kid playing the Ethiopian official pretend to read the scroll and look confused.)

"He wanted to understand, but what he was reading didn't make sense to him. He had questions about what he was reading.

"As Philip walked, God spoke to him again.

(Open the Bible and read Acts 8:29 NlrV.)

The Holy Spirit told Philip, "Go to that chariot. Stay near it."

"Philip didn't know who was inside the chariot or why God wanted him there. But once again, Philip followed God.

(Have the kid playing Philip go to the other side of the curtain and run to stand next to the kid playing the Ethiopian official.)

(Open the Bible and read Acts 8:30-31 NlrV.)

So Philip ran up to the chariot. He heard the man reading Isaiah the prophet. "Do you understand what you're reading?" Philip asked. "How can I?" he said. "I need someone to explain it to me." So he invited Philip to come up and sit with him.

(Have the kid playing Philip sit down in the other chair next to the kid playing the Ethiopian official.)

"The Ethiopian official didn't pretend he understood something he didn't. He admitted it. He asked for help. He didn't stop searching just because he had questions."

KEEP ASKING QUESTIONS

STORYTELLER: "The Scripture the Ethiopian official was reading came from the book of Isaiah, which is another book in the Bible.

(Open the Bible and read Acts 8:32-34 NlrV.)

Here is the part of Scripture the official was reading. It says,

"He was led like a sheep to be killed.

*Just as lambs are silent while their wool is being cut off,
he did not open his mouth.*

When he was treated badly, he was refused a fair trial.

Who can say anything about his children?

His life was cut off from the earth."

The official said to Philip, "Tell me, please. Who is the prophet talking about? Himself, or someone else?"

"That was the man's big question. And Philip knew the answer!

(Have the volunteer playing Philip point to the scroll and pretend to start teaching the Ethiopian official.)

"Philip explained that the prophet Isaiah was talking about Jesus. He explained the good news about Jesus to the Ethiopian official!

"As they continued traveling together, something happened that showed just how ready the Ethiopian official was to become a follower of Jesus.

(Open the Bible and read Acts 8:36 NlrV.)

As they traveled along the road, they came to some water. The official said, "Look! Here is water! What can stop me from being baptized?"

"The man didn't wait until he had every answer. He didn't wait until everything made sense. He chose to follow Jesus.

"Philip baptized the Ethiopian official, and then something surprising happened.

(Open the Bible and read Acts 8:39 NlrV.)

When they came up out of the water, the Spirit of the Lord suddenly took Philip away. The official did not see him again. He went on his way full of joy.

(Have the volunteer playing Philip move back to the other side of the curtain.)

"The Ethiopian official kept traveling, but now he was filled with joy. And Philip kept traveling too, telling people everywhere about Jesus. "Thank you, volunteers! You did a great job! You guys can take your seats."

WRAPPING UP THE STORY

STORYTELLER: "Wow, friends ... what an amazing story. Let's remember what happened. First of all, an angel told Philip to go to the desert ... even though Philip was doing great work for God in Samaria. Then, when Philip traveled along the desert road, God told him to go up to the chariot of an Ethiopian official, who had questions about God's Word. Philip was able to tell the official about Jesus! And when they came to some water, Philip baptized the Ethiopian official, who became a Jesus follower too. "Philip listened to and followed God, even when the angel's instructions stopped him from what he was doing. And the Ethiopian official was faithful to keep asking questions, even when he didn't understand. And we can do the same. In fact, that's our Bottom Line for today—let's check it out again.

SLIDE: Bottom Line

[Bottom Line] "Keep following God, even when you have questions. Say that with me."

(Host enters and joins in.)

KIDS, STORYTELLER, AND HOST: [Bottom Line] "Keep following God, even when you have questions."

GOD'S BIG STORY CLOSER (OPTIONAL)

HOST: "Let's take a look at the progress we made in God's Big Story this week!

"This week, we're right up here on the path of God's Big Story after this picture of 'Pentecost!' Today's true story from the Bible shows us that even though Jesus went back to heaven, He was with His followers through the Holy Spirit, and through Him they could do amazing things! *(Gesture to timeline.)*

"This week, we looked at the story of a Jesus-follower named Philip. Philip had the Holy Spirit living in Him just like followers of Jesus do now! As we saw in today's story, the Holy Spirit told Philip, 'Go to that chariot. Stay near it' (Acts 8:29 NIV). Philip listened to the Holy Spirit, and he ended up helping the man inside learn about Jesus and how Jesus loves Him. The same Holy Spirit lives in you. God goes through every bit of life with you, and He will nudge you through the Holy Spirit to go and do things that God would do! You can feel a nudge during your music class, 'Hey, your music teacher needs to hear that she is doing a great job. Can you smile at her and tell her that?' All throughout God's Big Story, God has wanted to be closer than close to people, and now since His Holy Spirit lives inside of you, you can go throughout your life, and He can guide you to do the things He would do. God is loving and joyful and honest and kind, and He will lead you to be that way too! God is super-close to His followers, just like He always wanted in His Big Story!

SLIDE: Week 2 Timeline Image

(If you're making a timeline of printed images on your wall, take this moment to place today's Timeline Image on the clothesline.)

"This week we read about Phillip listening to the Holy Spirit and helping the man from Ethiopia with his big questions about God!"

8 min

Closing

5 min

WHAT'S OUR PART IN THE STORY?

What You Need

No supplies needed

HOST: "So what does this mean for us? In today's story, we met two people who were both on a journey. Philip chose to follow God, even when he didn't understand why God was sending him down a desert road. And the Ethiopian official was reading God's Word and asking questions, even when it didn't make sense to him yet. God didn't wait until either of them had everything figured out before He met them. God was at work while they were still learning and still moving forward.

"God can meet you on your journey too. There may be times when you hear something about God or read something in the Bible and feel confused. You might have questions you don't know the answers to. But that doesn't mean you're doing something wrong. Just like the Ethiopian official, you can keep reading, keep listening, and keep asking. God isn't bothered by your questions. He loves when you have questions! That means you want to know and understand Him more.

"God can also help you keep going when you're not sure what comes next. Sometimes following God means taking the next step without knowing how everything will turn out. Philip didn't know why God sent him to the desert road, but God used that step Philip took to change the Ethiopian man's life forever. In the same way, when you don't know what's ahead, you can trust that God is still with you and still working, even when the path looks unclear.

"The Holy Spirit is going to guide you throughout your life, and it's okay if you don't understand what He's doing, or why He's doing it! Since God is good, you can just trust that He is leading you well, even if you don't understand.

"Whatever questions you're carrying right now, big or small, God sees you. He can meet you right where you are, and He walks with you as you keep going.

STORYTELLER or HOST: "Let's take a quiet moment to talk to God, friends.

"God, thank You for being with us on our journey. Thank You that You don't expect us to understand everything right away, and thank You that You don't walk away from us when we have questions. Thank You for being patient with us while we learn and grow. Help us trust You when

3 min

PRAYER

What You Need

No supplies needed

things feel confusing, and help us keep taking the next step, even when we're unsure. Remind us that You see us, You care about us, and You are always with us. We love You, and we pray these things in Jesus' name. Amen."

AUDIO: Play calm music as the kids exit.

SLIDE: Theme

Optional Video (Media Package): Theme Loop

Getting Ready | K5

Large Group

GETTING READY

Here's everything you need to know to get ready for this week.

APlay

Get the most out of your curriculum with **APlay!** [JoinAPlay.com](https://www.joinaplay.com) is an all-in-one media organization and presentation tool. Experience all of your Orange Curriculum media assets, now pre-built and fully customizable. No more sorting through multiple download folders.

APlay is free with your curriculum subscription and packed with features to help your weekly experience run smoother. **APlay** gives you more time to focus on what truly matters—more ministry, less media management with Apple TV-based media solutions.

Story: Communicating God's Truth in Engaging Ways (25 minutes)
Worship: Inviting People to Respond to God (10 minutes)

1. Opener

What You Need:

- Host

Music and Sound Effects:

- Upbeat music to use as kids enter the room
- Upbeat music to use during the game

Large Group Visuals:

- Theme Slide
- "What's on the Path? Title" Slide
- Bottom Line Slide

Optional Videos:

- Theme Loop
- Theme Intro
- Countdown

What You Do:

- Download the slides or optional videos and have them ready to use. If you do not have screen capabilities, you have Orange's permission to enlarge and print the slides on paper.
- Download the sound effects from the Large Group scripts folder and have them ready to use.
- Refer to week 1 to confirm that your church has appropriate licensing to perform or play music and sound effects in your kids' environments.

2. Worship and Memory Verse

What You Need:

- Worship Leader(s)

Music and Sound Effects:

- "Move" - available on APlay with Amazing Music
- "Way Maker" - available on APlay with Amazing Music
- "Never Give Up" - available on [Store.ThinkOrange.com](https://www.Store.ThinkOrange.com)
- "Can't Stop Won't Stop" - available on [Store.ThinkOrange.com](https://www.Store.ThinkOrange.com)

Large Group Visuals:

- Theme Slide
- Memory Verse Slide

Optional Videos for Orange Kids Music

- "Never Give Up" Dance Moves Video or Live Lyrics Video (available through Store.ThinkOrange.com)
- "Can't Stop, Won't Stop" Dance Moves Video or Live Lyrics Video (available through Store.ThinkOrange.com)

What You Do:

- If you are utilizing the suggested songs from **Amazing Music-**, search for your desired video resource for each song under the Worship section on APlay and add to your service!
- You can access Amazing Music's Dance Motion, Lyric, and Instrumental Videos in APlay under the Worship section.
- Amazing Music Song Trainings are available in Amazing Leaders and FREE on YouTube. <https://www.youtube.com/@AmazingKidsMusic>
- If you are utilizing **the Orange Kids Music** suggestions, simply purchase and download from Store.ThinkOrange.com! You can upload these into APlay for easy use with your 252 curriculum.
- Dance Motion Videos and Lyrics Videos are available for Orange Kids Music songs. For more information, visit Store.ThinkOrange.com.
- *Make sure your church has obtained licensing rights to play or perform music. You can obtain a license to perform worship music from Christian Copyright Licensing International (www.ccli.com). It covers over 200,000 worship songs for congregational singing. You are responsible for including the copyright information on all songs reproduced under the Church Copyright License (including song lyrics projected onscreen). This includes the song title, writer credit(s), copyright notice, and your church's CCLI license number. You can include this information on one of the lyric slides, or you can create a separate slide detailing this information, but the copyright information must appear at least once for each song you play or perform. For example:*

"Hallelujah" words and music by John Doe

©2000 Good Music Co.

CCLI License # 0000

3. Bible Story

What You Need:

- Storyteller
- Host
- Bible
- Table
- Pipe and drape for curtain
- Curtain that can go between pipe and drain
- 2 chairs
- 2 wigs
- 1 scroll (This can be a foot-wide length of butcher paper that is rolled up.)

Music and Sound Effects:

- Calm music to use as kids exit the room

Large Group Visuals:

- Theme Background Slide
- Theme Slide
- Bottom Line Slide

Optional for God's Big Story:

- Clothesline and clothespins for the timeline in your room
- God's Big Story Slide
- Week 2 Timeline Image Slide
- We recommend that you create a timeline in your Large Group room that you can add to throughout this curriculum year as we travel through the Bible. This can be a simple clothesline or a section of the wall where you can hang the printed Timeline Images in order, week by week. We'll provide a Timeline Image for each week of the curriculum. There are two versions of each Timeline Image—a slide and a print version. A digital [God's Big Story poster](#) is available as well in the Orange Store.

Optional Video: (available in APlay)

Our Large Group scripts are interchangeable with these videos so you can plug and play the way you need to each week.

For 252 Kids (Kindergarten through 3rd grade):

- StoryLab: Invite elementary kids to engage with inquisitive young hosts as they explore core biblical truths and stories in a STEAM-inspired setting.

For 252 Preteen (4th and 5th grade):

- The So & So Show: Guide preteens to explore questions of faith through a YouTube-style show full of humor and lots of zany fun.

Additional environment enhancements including:

- Motion graphics, including loops
- Countdown video

What You Do:

- Download the slides and have them ready to use. If you do not have screen capabilities, you have Orange's permission to enlarge and print the slides on paper.
- Confirm that your church has appropriate licensing to perform or play music and sound effects in your kids' environments (see above under Opener).
- Set up a curtain at the front of the teaching area that splits the area in two. Make sure the audience can see the area on both sides of the curtain.
- Set up two chairs on the side where the Ethiopian official will be sitting.
- Have the props—two wigs and one scroll—ready on the table.

Supplies

Large Group Game | What's on the Path?

	Quantity
1. Host	1

Bible Story (Live)

	Quantity
1. Storyteller	1
2. Host	1
3. Table	1
4. Bible	1
5. Pipe and drape for curtain	1
6. Curtain that can go between pipe and drain	Several
7. Chairs	2
8. Wigs	2
9. Scroll (This can be a foot-wide length of butcher paper that is rolled up.)	1
10. Calm music to use as kids exit the room	1