

K-5 | W3

Today's Suggested Schedule—May 2026, Week 3

Bible Story: Paul Becomes a Believer | Ananias Helps Paul • Acts 9:1-31

Bottom Line: God can help you see things in a new way.

Monthly Memory Verse: *Let us not become tired of doing good. At the right time we will gather a crop if we don't give up.* • Galatians 6:9 NIRV

Loud sounds, bright lights, and large groups can be overwhelming or overstimulating for some children. To create a more inclusive large group experience, consider offering adaptive tools like noise-canceling headphones, sunglasses, sensory-friendly items, or access to modified spaces.

Prelude: Setting the Tone for the Experience

See the **Getting Ready** pages at the end of this document for a detailed description of what you'll need for today.

In the **Prelude** folder of your curriculum, you'll find a variety of other resources to help you prepare.

Small Group (15 minutes)

Social: Providing Time for Fun Interaction

Opening Activity

Large Group (35 minutes)

Story: Communicating God's Truth in Engaging Ways

Worship: Inviting People to Respond to God

Opener

Worship

Bible Story (sections from God's Big Story are listed as optional)

Prayer

Small Group (25 minutes)

Groups: Creating a Safe Place to Connect

Bible Story Review: Emotion-to-Action (K-1st grade), Shake the Scales Off (2nd-3rd grade); Bible Story Extension and Discussion Questions (Preteen)

Application Activity: Circle of Silence (K-1st grade), Magic Appearing Picture (2nd-3rd grade); Take a Snapshot (Preteen)

Memory Verse Activity: Memory Verse Mountain (K-1st grade), Perseverance Challenge (2nd-3rd grade); Verses to Take with You (Preteen)

Prayer Activity: Pray and Dismiss

Home: Prompting Action Beyond the Experience

Parent Cue Card (Print or Email)

Devotionals for Kids

Parent Cue App



Bible Story

Paul Becomes a Believer | Ananias Helps Paul • Acts 9:1-31

Conversation Starter

When have you discovered something new about God?

Bottom Line

God can help you see things in a new way.

Monthly Memory Verse

Let us not become tired of doing good. At the right time we will gather a crop if we don't give up. • Galatians 6:9 NIRV

15 min

Large Group Opener

5 min

Opener

What You Need

No supplies needed

10 min

Large Group Game | Wildlife Watcher!

What You Need

 Host	1
 Floor tape	1
 Table	1
 Binoculars	1

(Things to have ready: Start line set up with floor tape on one side of the game area. Binoculars on the table in the game area. Game slide. Bottom Line slide.)

HOST: "Hey, everybody! Welcome to [Name of Environment]! I'm so glad you're here today. Whether this is your very first time with us or you've been coming for a long time, we're really excited that you're here!

"Let's take a second and look around the room. Go ahead and wave at someone near you. If you see a friend, give them a quick fist bump or a high five. It's always better when we're together.

"This month, we've been talking about a trek, which is a long journey. Life can feel like a trek! This month, we've been talking about what it looks like not to give up on the trek of life, even when things don't always go the way we expect. Our series is called, 'TREK: Don't Stop, Don't Give Up—God's with You!'

What You Do:

- Download the slides or optional videos and have them ready to use. If you do not have screen capabilities, you have Orange's permission to enlarge and print the slides on paper.
- Refer to week 1 to confirm that your church has appropriate licensing to perform or play music and sound effects in your kids' environments.
- Set up a start line with floor tape at one end of the game area.
- Set binoculars on the table in the game area.

"And today is going to be a great day because we're going to hear a true story from the Bible that reminds us that God is with us on the journey, and He can give us a whole new way of seeing things! But before we get to that, we need to get moving a little bit. We need to wake up our brains, stretch our bodies, and get our energy going. So let's play a game together.

SLIDE: Wildlife Watcher! Title

"This game is called 'Wildlife Watcher!' I'm going to need ten volunteers to come up and help me. Raise your hand if you'd like to play!

(Choose ten volunteers from the kids who have their hands raised and invite them to the game area. Line up kids side by side at the start line.)

"Alright, you all are the animals out in the forest, and I'm the Wildlife Ranger. Here's how the game works: you're all going to stand on the

start line, and I'm going to stand on the other side of room. When I, the Wildlife Ranger, am not looking at you, you're allowed to move forward. But when I turn around and look at you through my binoculars, you have to freeze! If I catch you moving when I'm looking, you have to go back to the start line.

"But here's the catch: when you move, you don't just walk normally. I'm going to call out an animal, and you have to move like that animal. So if I say 'Bear,' walk on all fours like a bear. If I say 'Eagle,' flap your wings like an eagle. If I say 'Rabbit,' hop like a rabbit.

"But remember, you can only move when I'm not looking! The goal is to be the first one to gently tap my back without getting caught.

(Host grabs the binoculars and moves to stand on the opposite side of the room from the start line.)

"Everyone ready? 3 ... 2 ... 1 ... Let's go!

AUDIO: Upbeat music

(Play the game. Whenever their back is turned, the Host calls out different forest animals for the kids to imitate. Make sure the kids are only moving when the Host's back is turned.)

(Once one of the kids has reached the Host and tapped them on the back ...)

"And we have a winner! Great job, friend!

(As time allows, continue with more rounds. Ask for ten new volunteers at the start of each round.)

"It's time to check out our Bottom Line for today! Let's read it together!

SLIDE: Bottom Line

[Bottom Line] "God can help you see things in a new way. Say that with me, everyone!"

KIDS AND HOST: [Bottom Line] "God can help you see things in a new way."

HOST: "Awesome! Great job playing our game today!"

11 min

Worship Option 1 | Amazing Music

3 min

Move | Worship Song

What You Need

No supplies needed

3 min

Not Forgotten | Worship Song

What You Need

No supplies needed

5 min

Memory Verse

What You Need

No supplies needed

Note: We've suggested worship songs below from Amazing Music and Orange Kids Music. We've created these worship resources to be developmentally appropriate for elementary and preteen kids by incorporating simple, direct language, fun dance movements, and upbeat, current arrangements.

We've chosen specific songs that amplify our teaching content for this month. We recommend that you use these songs as scripted below, or combined with other popular worship songs that your kids know and love. Orange Kids Music can be purchased at store.thinkorange.com. Amazing Music is available on APlay with Amazing+, or as an Add-On.

(Worship Leaders enter as Host exits.)

WORSHIP LEADER: "Hi, friends! It's time to worship together. Worship is one of the ways we show God how much we love Him. When we sing, we're reminding ourselves of who God is and how He is always with us and doing amazing things!

SONG: "Move" Dance Motion, Lyric or Instrumental Lyric Videos are available with Amazing Music on APlay

"Wow! You all sang that like you meant it! Now, let's sing another song that helps us remember something so important that Jesus gives us—freedom! When we follow Him, we don't have to worry or try to be the best. Jesus already loves us completely! Let's sing this one loud!

"You guys sound great! This next song reminds us that no matter what we're going through, God sees us, and He never forgets us. We are never, ever forgotten by God!

SONG: "Not Forgotten" Dance Motion, Lyric or Instrumental Lyric Videos are available with Amazing Music on APlay

"Amazing! You all can take a seat! Remember to keep worshipping God throughout the week. Remember, He is with you, and He hears you when you worship.

"Now let's take a look at our Memory Verse for this month! It's found in Galatians 6:9. I'll read it first, and then I'll lead you through it!

SLIDE: Memory Verse

WORSHIP LEADER: "Let us not become tired of doing good. At the right time we will gather a crop if we don't give up. —Galatians 6:9 NIV"

"Now, let me guide you through it! Let's say it nice and loud!"

WORSHIP LEADER: "Let us not"

KIDS AND WORSHIP LEADER: *"Let us not"*

WORSHIP LEADER: *"become tired of doing good."*

KIDS AND WORSHIP LEADER: *"become tired of doing good."*

WORSHIP LEADER: *"At the right time"*

KIDS AND WORSHIP LEADER: *"At the right time"*

WORSHIP LEADER: *"we will gather a crop"*

KIDS AND WORSHIP LEADER: *"we will gather a crop"*

WORSHIP LEADER: *"if we don't give up."*

KIDS AND WORSHIP LEADER: *"if we don't give up."*

WORSHIP LEADER: *"Galatians 6:9!"*

KIDS AND WORSHIP LEADER: *"Galatians 6:9!"*

WORSHIP LEADER: *"Awesome! Crops are good things! They are food that grows as a result of doing all of the hard work of planting and growing. So this verse says that if we do good, if we don't give up doing good, God promises that we will gather something good!"*

10 min

Worship Option 2 | Orange Kids Music

5 min

Never Give Up | Orange Kids Music

What You Need

No supplies needed

5 min

Can't Stop Won't Stop | Worship song

What You Need

No supplies needed

Note: We've suggested worship songs below from Amazing Music and Orange Kids Music. We've created these worship resources to be developmentally appropriate for elementary and preteen kids by incorporating simple, direct language, fun dance movements, and upbeat, current arrangements.

We've chosen specific songs that amplify our teaching content for this month. We recommend that you use these songs as scripted below, or combined with other popular worship songs that your kids know and love. Orange Kids Music can be purchased at store.thinkorange.com. Amazing Music is available on APlay with Amazing+, or as an Add-On.

WORSHIP LEADER: "Alright, everyone, let's get ready to worship! This is our chance to celebrate how good God is! He made each one of us, He loves us more than we can imagine, and He's always with us, no matter what we're going through.

"Remember, when we sing, we're not just saying words, we're thanking God for who He is and all the amazing things He's done. So come on, let's stand up, smile big, and sing out loud to show God how much we love Him!

SONG: "Never Give Up" available on Store.ThinkOrange.com

"You guys sound amazing! Did you know God hears every word? He loves it when we take time to worship Him—not just with our voices, but with our lives. Let's keep worshipping together!

SONG: "Can't Stop Won't Stop" available on Store.ThinkOrange.com

"Great job, everyone! I love worshipping God with you all! Here's what we can remember today: worship doesn't stop here. You can keep worshipping God all through this week by the way you live, the way you treat people, and the way you trust Him.

62 min

Bible Story

Note: We're so excited to be going through key stories of the Bible this year and learning more about its Author—God! It's God's Big Story! But to provide you with flexibility as you experience God's Big Story in your own unique setting, there's more than one way to use the following script!

If you want to follow "God's Big Story," read the following script straight through. Each week will build on the previous ones. But, if your church wants to teach a Large Group session without connecting it to what has come before, there are two sections in the script below that are optional—"God's Big Story Opener" and "God's Big Story Closer." (Or if you are joining us at some point throughout the year, you can opt out of the God's Big Story part and just join us as we journey through the rest of the story of Scripture!) We're going to go through the Bible as we teach throughout the year, but whether or not you share God's Big Story each week is up to you!

Whatever way you decide to use the following, know that we're praying diligently for you—we're asking God to help kids see and believe that He loves them, He invented them, and He wants to be their closest Friend. Forever. It's an honor to get to know God with you through the Bible this year!

12 min

StoryLab Bible Story | Video

What You Need

No supplies needed

12 min

So and So Show Bible Story | Video







What You Need

No supplies needed

38 min

Bible Story (Live)

What You Need

 Storyteller	1
 Host	1
 Table	1
 Bible	1
 Posterboard and marker (or whiteboard and dry-erase marker)	1
 Kid volunteers	Several

(Things to have ready: Make sure the table is set up at the front of the teaching area so the Storyteller can place their Bible on it and read from it. Prepared posterboard and marker—or whiteboard and dry-erase marker—on the table.)

What You Do:

- Download the slides and have them ready to use. If you do not have screen capabilities, you have Orange's permission to enlarge and print the slides on paper.
- On the posterboard or whiteboard, draw a line down the middle. On one side, write "Reasons to Stop. On the other side, write "Reasons to Keep Going."

INTRODUCTION

(Things to have ready: Set up the table at the front of the teaching area so the Storyteller can place their Bible on it and read from it. Uncut piece of construction paper and piece of construction paper with heart cutout on the table. Flashlight on the table. If possible, have a pre-determined leader ready to dim the lights whenever the Storyteller turns the flashlight on during the teaching.)

STORYTELLER: "Hey, everyone! I'm so excited to learn about God with you! In our series this month, we've been talking about a trek, which is a long journey. Life can feel like a trek! The title of our series is, 'TREK: Don't Stop, Don't Give Up—God's with You!'

"All month long, we've talked about not giving up and trusting that God is with us along the way. Sometimes, as we keep going on the trek of our lives with God, He helps us notice things we've never seen before. It's like someone turns on a light in a dark room, and suddenly, you can see what was there the whole time.

"In our true story from the Bible today, we're going to meet a man who was absolutely sure he was right about everything. He thought he knew who God was and what God wanted. But then, something happened on the road that completely changed the way he saw Jesus, the way he saw other people, and the way he saw his whole life.

"As you listen, pay attention to how God helped him see things in a new way.

"But before we get into that true story from the Bible, let me tell you about something we've been doing all school year. Since August, we've been looking at some of the key stories cover-to-cover in the Bible. At the end of this month, we will be done with our journey! That's only a couple more weeks away!

"Why are we going through the Bible? Well, God has always wanted for us to be His close, close friends. And one of the reasons He gave us the Bible is so that we can know Him! The Bible is God saying, 'Hi. This is Me. And this is what I am like.'

"So as we've gone through the Bible this year, our hope is that we've learned about God!"

GOD'S BIG STORY OPENER (OPTIONAL)

STORYTELLER: "We're going to go through God's Big Story so we can learn about God!"

SLIDE: God's Big Story

"So let me catch you up on where we've been in God's Big Story so far!
(Gesture to slide.)

(If you have the Timeline Images up, feel free to point to them as you talk about them.)

"You might remember that, in the beginning, God created everything. He made the world, the animals, people ... everything! God made the first people for the same reason He made all people—to be His close, close friends. But sadly, the first people God made chose to turn away from Him and sin. God wanted people to be close to Him, but they couldn't anymore. Pain, sickness, and death entered the world too.

"But God didn't want to leave things that way. So He put His rescue plan in motion right from the start!

"God was going to rescue everything through a family! God chose a man named Abraham and promised that his family would bless the whole world. Abraham had a great-grandson named Joseph, who became a leader in Egypt and saved his family—God's people. Over time, God's people grew but were enslaved by a new Pharaoh. 'Help us!' they cried out to God. God freed His people and brought them to the super-nice home He had designed for them, the Promised Land.

"After God's people were settled in the Promised Land, they disobeyed God—again and again and again. Even the kings God gave them rebelled! So, God split the nation in two—into the northern kingdom of Israel and the southern kingdom of Judah. Prophets spoke for God saying, 'Come back to Me!' But the northern kingdom of Israel was destroyed, and the southern kingdom of Judah was taken captive. Oh no! After years in exile, some of God's people returned to rebuild their homeland, while others stayed in foreign lands.

"During that sad time, God kept sending messages to His people about the Rescuer He had promised long ago. 'God's Rescuer is going to come like this!' the prophets said. But for years and years, nothing happened.

"And then it did! God sent Jesus, the Rescuer we needed, just like He promised! While Jesus was on Earth, He showed us who God is because He is God!

"Jesus lived a perfect life, and He gave that perfect life to pay the price for our sin. Because He never did anything wrong, Jesus was able to take on our sin. With His own life, He paid for all the wrong things anyone has ever done or ever will do. He broke the curse of sin we were under. He set us free. With the curse broken, with sin paid for, we could be close to God again! What God had been working on in His Big Story was finally coming true!

"And then Jesus did something else amazing. He rose back to life! Jesus beat death! Our Rescuer, who loves us, is alive and our friend forever and ever.

"But Jesus' friends were confused. Why did Jesus die? Why did He rise again? Jesus spent the next several days on Earth explaining what He had done and why.

"Jesus explained that He was going to leave, but He was going to be with His followers in a new way. He was going to be closer than close, like He always wanted to be! He wanted to be close friends like He was back in the Garden of Eden.

"Then, Jesus went back to heaven. But He sent the gift He had promised—the Holy Spirit! The Holy Spirit is God's very Spirit living in Jesus' followers. Now God lives inside of His people; He is closer than close. And with God's Spirit living in them, God's followers began to do amazing things!

"Jesus' followers, with the guidance and strength of the Holy Spirit, started to tell people about God and His great love! More and more people were becoming followers of Jesus and starting their forever-long friendship with Him! But there was one very dangerous man who wanted to put a stop to its spread. This man didn't love Jesus, and he didn't want anyone else to either.

"And that's where we are in God's Big Story!"

SETTING UP THE STORY

STORYTELLER: "We're continuing our journey through the Bible! We're at the part where Jesus had gone back to heaven, but His followers, with His Holy Spirit inside of them, were telling people everywhere about God and His great love! But there was a very dangerous man who did very bad things to stop this message of Jesus from spreading.

"This very dangerous man's name was Saul. Some of you might know him by another name, Paul, which is another name he went by. He was a very serious religious leader. He had studied under a famous teacher and was proud of how carefully he followed every one of God's laws. He thought he was doing everything exactly right.

"Saul had heard about people who were following Jesus. They were saying that Jesus is God's Son and that He had come back to life. Saul was sure those stories were wrong and dangerous. When some of the other leaders killed a Jesus-follower named Stephen, Saul was there, watching and agreeing with what they did. After that, Saul even got permission to travel to other cities and arrest people who followed Jesus.

"One day, Saul heard that there were Jesus followers in a city called Damascus. He decided to go there and find them. He gathered some helpers, got the permission he needed from the high priest, and started the journey down the road to Damascus, ready to stop anyone who followed Jesus.

"And that's where today's story begins—on that road, with Saul absolutely sure he knew exactly what he was doing."

SAUL THINKS HE SEES THINGS CLEARLY

STORYTELLER: "Saul was sure he was doing the right thing. But as he headed to Damascus, something happened he didn't see coming. Let's see what the Bible says.

(Open the Bible and read Acts 9:3-6 NIV.)

On his journey, Saul approached Damascus. Suddenly a light from heaven flashed around him. He fell to the ground. He heard a voice speak to him, "Saul! Saul! Why are you opposing me?"

"Who are you, Lord?" Saul asked.

"I am Jesus," he replied. "I am the one you are opposing. Now get up and go into the city. There you will be told what you must do."

"In that moment, everything changed for Saul. He had believed that Jesus was dead and the stories about Him were wrong. Now, he had actually heard Jesus speak to him.

"Everyone, look up here for a second.

(Hold up the uncut piece of dark construction paper so everyone can see it. Have a pre-determined leader dim the lights. Turn on the flashlight and shine it onto the back of the paper to illustrate that the light can't shine through the paper.)

"You can shine light on this paper, but it's not shining through the paper. The paper is blocking the light from shining through it. Saul was convinced he could 'see' everything clearly. He thought he knew exactly who was right and who was wrong, and he was sure he understood what God wanted. But on the inside, light hadn't reached his heart.

"After this encounter with Jesus, when Saul stood up and opened his eyes, he realized he was blind. He couldn't see anything! His companions had to lead him into the city, and for three days, he didn't eat or drink anything. Saul found himself in the dark."

(Turn off flashlight.)

GOD HELPS ANANIAS SEE SAUL IN A NEW WAY

STORYTELLER: "While Saul was sitting in the dark in Damascus, not eating or drinking and trying to understand what had happened, God was already at work across town. There was a Jesus-follower there named Ananias.

"One day, the Lord spoke to Ananias in a vision and gave him some very specific instructions.

(Open the Bible and read Acts 9:11-12 NIV.)

The Lord told him, "Go to the house of Judas on Straight Street. Ask for a man from Tarsus named Saul. He is praying. In a vision Saul has seen a man come and place his hands on him. That man's name is Ananias. In the vision, Ananias placed his hands on Saul so he could see again."

"Ananias couldn't believe what he was hearing! He knew exactly who Saul was. He had heard all the reports about how Saul had harmed Jesus-followers in Jerusalem and how Saul had come to Damascus to arrest even more people.

(Open the Bible and read Acts 9:13-16 NIV.)

"Lord," Ananias answered, "I've heard many reports about this man. They say he has done great harm to your holy people in Jerusalem. Now he has come here to arrest all those who worship you. The chief priests have given him authority to do this."

But the Lord said to Ananias, "Go! I have chosen this man to work for me. He will announce my name to the Gentiles and to their kings. He will also announce my name to the people of Israel. I will show him how much he must suffer for me."

"God was telling Ananias that Saul's story wasn't finished. God said Saul would one day tell many people about Jesus.

(Hold up the uncut piece of construction paper and shine the flashlight on it again.)

"From Ananias' point of view, all he could 'see' when he thought about Saul was danger and harm. To him, Saul looked like nothing but trouble. But God could see something else that Ananias couldn't see yet. God knew that Saul's heart would change."

MEETING JESUS CHANGES EVERYTHING

STORYTELLER: "Ananias chose to trust God. Even though he was probably afraid, he went to the house where Saul was staying. He walked in to see the very man everyone was afraid of.

(Open the Bible and read Acts 9:17-18 NIV.)

Then Ananias went to the house and entered it. He placed his hands on Saul. "Brother Saul," he said, "you saw the Lord Jesus. He appeared to you on the road as you were coming here. He has sent me so that you will be able to see again. You will be filled with the Holy Spirit." Right away something like scales fell from Saul's eyes. And he could see again. He got up and was baptized.

"Saul's sight was restored, but it wasn't just his eyes that changed. Meeting Jesus helped Saul see everything in a new way.

(Pick up the piece of paper with the heart cutout. Have a pre-determined leader dim the lights. Hold the paper with the heart cutout in front of you and shine the flashlight on the paper from behind so the audience can see the heart shape.)

"When Saul met Jesus, it was like the lights came on. And a few days later, he didn't just get his physical sight back. Jesus helped him see God, see himself, and see other people in a completely new way. Before, Saul had been trying to stop people from following Jesus. Now, instead of arresting believers, he became one!

(Open the Bible and read Acts 9:20 NIV.)

Right away he began to preach in the synagogues. He taught that Jesus is the Son of God.

"The people who heard Saul were amazed and confused. They knew he had come to Damascus to arrest Jesus-followers, and now he was saying that Jesus is the Son of God. God was helping Saul and the people around him see things in a new way. What had looked like a story of danger and darkness became a story of light, change, and hope."

WRAPPING UP THE STORY

STORYTELLER: "Saul thought he knew exactly what he was doing when he traveled to Damascus to stop people from following Jesus. But on the road, Jesus appeared to him in a blinding light, and Saul suddenly realized he hadn't been seeing the truth at all!

"Meanwhile, God spoke to Ananias and told him to go pray for Saul, even though Ananias was scared and knew Saul's reputation. Ananias obeyed, and when he prayed for Saul, something like scales fell from Saul's eyes. Saul could see again, and his whole life changed. He began telling everyone that Jesus is the Son of God.

"God helped both Saul and Ananias see things in a new way!

"Just like God helped Saul and Ananias see things in a new way, He can do the same for us. That's what today's Bottom Line is about! Let's take a look at it together.

SLIDE: Bottom Line

[Bottom Line] "God can help you see things in a new way. Say that with me."

(Host enters and joins in.)

KIDS, STORYTELLER, AND HOST: **[Bottom Line]** "God can help you see things in a new way."

GOD'S BIG STORY CLOSER (OPTIONAL)

HOST: "Let's take a look at the progress we made in God's Big Story this week!

"This week, we're right up here on the path of God's Big Story in this picture of Paul. We're not sure if Paul rode a horse, but Jesus did speak to him through a blinding light! *(Gesture to timeline.)*

"This week, we learned that Jesus Himself appeared to Paul. Why? Because God wanted more and more people to hear about His great love, and He knew that Paul was a key to that. After Jesus interrupted Paul's journey, Paul turned his life around and went throughout the known world saying, 'Jesus loves you. Follow Him!' So much of what we know about God came from the writings of Paul. So many books of our New Testament were written by Paul—Romans, 1 and 2 Corinthians, Galatians, Ephesians, Philippians, Colossians, 1 and 2 Thessalonians, 1 and 2 Timothy, Titus, and Philemon, were all written by Paul. And, chances are, you and I know about Jesus because someone heard Paul's message about Jesus and told it to someone else, who told it to someone else, and down and down and down until the good news that Jesus loves us and wants to be our forever friend came to us! God wants you to know that He loves you, so He appeared in a blinding light on a road to a man who would spend his life—his voice and his pen—telling everyone about God's great love!

SLIDE: Week 3 Timeline Image

(If you're making a timeline of printed images on your wall, take this moment to place today's Timeline Image on the clothesline.)

8 min

Closing

5 min

WHAT'S OUR PART IN THE STORY?

What You Need

No supplies needed

3 min

PRAYER

"This week, we read about how Jesus interrupted Paul's life to help Paul see Him!"

HOST: "When we hear Saul's story, it reminds us that sometimes WE think we understand exactly what's going on in our lives, but we may not be seeing the full picture.

(Hold up the uncut piece of paper and shine the flashlight behind it.)

"Sometimes we face something confusing, or something happens that we don't understand, and all we can see is the 'dark part' of what's happening. We might feel unsure, worried, or frustrated because we can't tell what God is doing.

"But just like God helped Saul and Ananias see things in a new way, God can help us too.

(Hold up the paper with the heart cut-out and shine the flashlight on the paper from behind. Have a pre-determined leader dim the lights.)

"When Jesus' light shines on our hearts, things change. We aren't living in darkness, and when the light is there, we can now see differently. He shines His light so we can see things we didn't notice before—like how much He loves us and how He's always with us, even when life feels confusing. When we let His light shine, God can help us see ourselves, our situation, and the people around us with new understanding and new compassion.

"And just like Saul had a brand-new way of seeing the world after meeting Jesus, God can help you see your life differently too. You can ask Him to help you when something feels hard to understand, when someone is difficult to love, or when you aren't sure what to do next. God doesn't leave us in the dark. He gives us His light so we can take the next step with confidence, knowing He is always with us.

"Let's talk to the God who can help us see things in a new way!"

PRAYER

STORYTELLER OR HOST: "God, thank You that we don't have to live in the dark. Help us trust You when things feel confusing, and help us see ourselves, other people, and our situations the way You see them. Shine Your light in our hearts so we can follow You with confidence. We want to live in Your light. We love You, and we pray these things in Jesus' name. Amen."

What You Need

No supplies needed

AUDIO: Play calm music as the kids exit.

SLIDE: Theme

Optional Video (Media Package): Theme Loop

Getting Ready | K5

Large Group

GETTING READY

Here's everything you need to know to get ready for this week.

APlay

Get the most out of your curriculum with **APlay!** [JoinAPlay.com](https://www.joinamazing.com) is an all-in-one media organization and presentation tool. Experience all of your Orange Curriculum media assets, now pre-built and fully customizable. No more sorting through multiple download folders.

APlay is free with your curriculum subscription and packed with features to help your weekly experience run smoother. **APlay** gives you more time to focus on what truly matters—more ministry, less media management with Apple TV-based media solutions.

Story: Communicating God's Truth in Engaging Ways (25 minutes)

Worship: Inviting People to Respond to God (10 minutes)

1. Opener

What You Need:

- Host
- Table
- Floor tape
- Binoculars

Music and Sound Effects:

- Upbeat music to use as kids enter the room
- Upbeat music to use during the game

Large Group Visuals:

- Theme Slide
- "Wildlife Watcher! Title" Slide
- Bottom Line Slide

Optional Videos:

- Theme Loop
- Theme Intro
- Countdown

What You Do:

- Download the slides or optional videos and have them ready to use. If you do not have screen capabilities, you have Orange's permission to enlarge and print the slides on paper.
- Refer to week 1 to confirm that your church has appropriate licensing to perform or play music and sound effects in your kids' environments.
- Set up a start line with floor tape at one end of the game area.
- Set binoculars on the table in the game area.

2. Worship and Memory Verse

What You Need:

- Worship Leader(s)

Music and Sound Effects:

- "Move" - available on APlay with Amazing Music
- "Not Forgotten" - available on APlay with Amazing Music
- "Never Give Up" - available on [Store.ThinkOrange.com](https://www.store.thinkorange.com)

- "Can't Stop Won't Stop" - available on Store.ThinkOrange.com

Large Group Visuals:

- Theme Slide
- Memory Verse Slide

Optional Videos for Orange Kids Music

- "Never Give Up" Dance Moves Video or Live Lyrics Video (available through Store.ThinkOrange.com)
- "Can't Stop Won't Stop" Dance Moves Video or Live Lyrics Video (available through Store.ThinkOrange.com)

What You Do:

- If you are utilizing the suggested songs from **Amazing Music-**, search for your desired video resource for each song under the Worship section on APlay and add to your service!
- You can access Amazing Music's Dance Motion, Lyric, and Instrumental Videos in APlay under the Worship section.
- Amazing Music Song Trainings are available in Amazing Leaders and FREE on YouTube. <https://www.youtube.com/@AmazingKidsMusic>
- If you are utilizing the **Orange Kids Music** suggestions, simply purchase and download from Store.ThinkOrange.com! You can upload these into APlay for easy use with your 252 curriculum.
- Dance Motion Videos and Lyrics Videos are available for Orange Kids Music songs. For more information, visit Store.ThinkOrange.com.
- *Make sure your church has obtained licensing rights to play or perform music. You can obtain a license to perform worship music from Christian Copyright Licensing International (www.ccli.com). It covers over 200,000 worship songs for congregational singing. You are responsible for including the copyright information on all songs reproduced under the Church Copyright License (including song lyrics projected onscreen). This includes the song title, writer credit(s), copyright notice, and your church's CCLI license number. You can include this information on one of the lyric slides, or you can create a separate slide detailing this information, but the copyright information must appear at least once for each song you play or perform. For example:*

"Hallelujah" words and music by John Doe

©2000 Good Music Co.

CCLI License # 0000

3. Bible Story

What You Need:

- Storyteller
- Host
- Table
- Bible
- 2 pieces of dark construction paper
- Scissors
- Flashlight

Music and Sound Effects:

- Calm music to use as kids exit the room

Large Group Visuals:

- Theme Background Slide
- Theme Slide
- Bottom Line Slide

Optional for God's Big Story:

- Clothesline and clothespins for the timeline in your room
- God's Big Story Slide
- Week 3 Timeline Image Slide
- We recommend that you create a timeline in your Large Group room that you can add to throughout this curriculum year as we travel through the Bible. This can be a simple clothesline or a section of the wall where you can hang the printed Timeline Images in order, week by week. We'll provide a Timeline Image for each week of the curriculum. There are two versions of each Timeline Image—a slide and a print version. A digital [God's Big Story poster](#) is available as well in the Orange Store.

Optional Video: (available in APlay)

Our Large Group scripts are interchangeable with these videos so you can plug and play the way you need to each week.

For 252 Kids (Kindergarten through 3rd grade):

- StoryLab: Invite elementary kids to engage with inquisitive young hosts as they explore core biblical truths and stories in a STEAM-inspired setting.

For 252 Preteen (4th and 5th grade):

- The So & So Show: Guide preteens to explore questions of faith through a YouTube-style show full of humor and lots of zany fun.

Additional environment enhancements including:

- Motion graphics, including loops
- Countdown video

What You Do:

- Download the slides and have them ready to use. If you do not have screen capabilities, you have Orange's permission to enlarge and print the slides on paper.
- Confirm that your church has appropriate licensing to perform or play music and sound effects in your kids' environments (see above under Opener).
- Take one piece of construction paper and cut a heart in the middle of it.
- Place the uncut piece of construction paper and the piece of construction paper with the heart cutout on the table.
- If possible, have a pre-determined leader ready to dim the lights whenever you turn the flashlight on during the teaching.

Supplies

Large Group Game Wildlife Watcher!		Quantity
1.	Host	1
2.	Floor tape	1
3.	Table	1
4.	Binoculars	1

Bible Story (Live)		Quantity
1.	Storyteller	1
2.	Host	1
3.	Table	1
4.	Bible	1
5.	Posterboard and marker (or whiteboard and dry-erase marker)	1
6.	Kid volunteers	Several