

K-5 | W4

Today's Suggested Schedule—May 2026, Week 4

Bible Story: Paul Shipwrecked • Acts 27–28:10

Bottom Line: Don't give up on God when bad things happen.

Monthly Memory Verse: *Let us not become tired of doing good. At the right time we will gather a crop if we don't give up.* • Galatians 6:9 NIRV

Loud sounds, bright lights, and large groups can be overwhelming or overstimulating for some children. To create a more inclusive large group experience, consider offering adaptive tools like noise-canceling headphones, sunglasses, sensory-friendly items, or access to modified spaces.

Prelude: Setting the Tone for the Experience

See the **Getting Ready** pages at the end of this document for a detailed description of what you'll need for today.

In the **Prelude** folder of your curriculum, you'll find a variety of other resources to help you prepare.

Small Group (15 minutes)

Social: Providing Time for Fun Interaction

Opening Activity

Large Group (35 minutes)

Story: Communicating God's Truth in Engaging Ways

Worship: Inviting People to Respond to God

Opener

Worship

Bible Story (sections from God's Big Story are listed as optional)

Prayer

Small Group (25 minutes)

Groups: Creating a Safe Place to Connect

Bible Story Review: Don't Sink the Ship (K–1st grade), Shipwrecked! (2nd–3rd grade); Bible Story Extension and Discussion Questions (Preteen)

Application Activity: Just Keep Dancing (K–1st grade), Prayer Bottle (2nd–3rd grade); Take a Snapshot (Preteen)

Memory Verse Activity: Which Island? (K–1st grade), Story Verse (2nd–3rd grade); Verses to Take with You (Preteen)

Prayer Activity: Pray and Dismiss

Home: Prompting Action Beyond the Experience

Parent Cue Card (Print or Email)

Devotionals for Kids

Parent Cue App



Bible Story

Paul Shipwrecked • Acts 27–28:10

Conversation Starter

How do you keep trusting God when bad things happen?

Bottom Line

Don't give up on God when bad things happen.

Monthly Memory Verse

Let us not become tired of doing good. At the right time we will gather a crop if we don't give up. • Galatians 6:9 NIRV

15 min

Large Group Opener

5 min

Opener





What You Need

No supplies needed

10 min

Large Group Game | Weather Wheel!

What You Need

	Host	1
	Spinner wheel that's big enough to write on	1
	Dry-erase marker	1
	kid volunteer for every 2-3 rounds you do (Ask for a new volunteer every 2-3 rounds!)	1

AUDIO: Play high-energy music as kids enter.

SLIDE: Theme

Optional Video: Theme Loop

(Host enters with energy and excitement.)

Optional Video: Countdown

Optional Video: Theme Intro

Optional Video: Theme Loop

(Things to have ready: Weather wheel. Game slide. Bottom Line slide.)

OPENER

HOST: "Hey, everyone! I'm so glad you're here today! Go ahead and get comfortable, take a look around, and give someone near you a friendly wave or high-five. It's awesome to see so many faces ready for another adventure together!"

"Every time we gather, we're stepping into another part of our 'TREK,' our big journey of learning what it means to keep going with God. The full name of our series this month is 'TREK: Don't Stop, Don't Give Up—God's with You!' And let me tell you ... Today's trek is a wild one. If you like action, surprises, and plot twists, then you picked the perfect day to be here.

What You Do:

- Download the slides or optional videos and have them ready to use. If you do not have screen capabilities, you have Orange's permission to enlarge and print the slides on paper.
- Download the sound effects from the Large Group scripts folder and have them ready to use.
- Refer to week 1 to confirm that your church has appropriate licensing to perform or play music and sound effects in your kids' environments.
- Using the dry-erase marker, write "Sunny," "Rain," "Wind," "Storm," and "Snow" on the spinner wheel. Place the spinner wheel at the front of the game area.

"But before we jump into our story, we're going to kick things off with a game that might feel a little unpredictable ... because when you go on hikes and treks, you have to prepare for all types of weather. It could be hot and sunny, rainy, fog could roll in, or a thunderstorm might even show up! So we're going to play a game called 'Weather Wheel!' and get prepared for lots of different types of weather! Are you ready?"

SLIDE: Weather Wheel! Title

AUDIO: Upbeat music

"Here's how it works: I'm going to need one volunteer to come up here and spin the Weather Wheel! I'll call out what type of weather the spinner lands on, and then you, the audience, have to act it out!

"So if it lands on 'SUNNY,' stretch your arms up like you're in the warm sun, or wave a pretend fan because it's so hot.

"If it lands on 'RAIN,' move your arms down like rain is falling.

"If it lands on 'WIND,' lean side to side like you're blowing in the breeze.

"If it lands on 'STORM,' stomp your feet and clap like thunder and lightning.

"And if it lands on 'SNOW,' spin slowly like falling snowflakes.

"Now, who would like to come up here and help me? Raise your hand to volunteer!

(Pick one volunteer from the kids who have their hands raised and invite them to join you at the front of the game area.)

"Thank you for volunteering, friend! Are you all ready to see what the weather is going to be?

(Pause for audience response.)

"Let's go! Okay, you can go ahead and spin!

(Play the game. The volunteer spins the Weather Wheel, the Host calls out whatever weather the spinner lands on, and the audience acts out the weather.)

(Continue for as many rounds as time allows. Ask for a new volunteer every two or three rounds.)

"You all did awesome! You can go ahead and take your seats.

"Just like the weather can get really stormy, our lives can get really stormy too. And in today's true story from the Bible, something BIG and STORMY happened to a Jesus-follower who was just doing God's work. It's gonna be a wild ride! Our Jesus-follower totally lived out our Bottom Line for this week. I'll read it to you!

SLIDE: Bottom Line

[Bottom Line] "Don't give up on God when bad things happen. Say that with me!"

KIDS AND HOST: [Bottom Line] "Don't give up on God when bad things happen."

HOST: "Great job! Now let's get ready to hear our awesome Bible Story!"

11 min

Worship Option 1 | Amazing Music

3 min

Move | Worship Song

What You Need

No supplies needed

3 min

Way Maker | Worship Song

What You Need

No supplies needed

5 min

Memory Verse

Note: We've suggested worship songs below from Amazing Music and Orange Kids Music. We've created these worship resources to be developmentally appropriate for elementary and preteen kids by incorporating simple, direct language, fun dance movements, and upbeat, current arrangements.

We've chosen specific songs that amplify our teaching content for this month. We recommend that you use these songs as scripted below, or combined with other popular worship songs that your kids know and love. Orange Kids Music can be purchased at store.thinkorange.com. Amazing Music is available on APlay with Amazing+, or as an Add-On.

(Worship Leaders enter as Host exits.)

WORSHIP LEADER: "Hey, friends! I'm so excited to worship with you today. Before we sing, let's take a second to think about something amazing: Jesus knows you, He cares about you, and He loves spending this time with you. When we sing, we're not just making noise; we're telling Jesus, 'I trust You,' and 'I'm glad You're with me.'

"Let's kick things off with one of our favorite songs from this month called 'Move.'

SONG: "Move" Dance Motion, Lyric or Instrumental Lyric Videos are available with Amazing Music on APlay

"Wow! You all sang that like you meant it! Now, let's sing another song that helps us remember something so important that Jesus gives us—freedom! When we follow Him, we don't have to worry or try to be the best. Jesus already loves us completely! Let's sing this one loud!

"You all sounded incredible! I love the energy in this room. Now we're going to sing 'Way Maker.' This is such a powerful song because it reminds us that even when we don't understand what's happening, God is working behind the scenes. He opens doors we can't see yet, and He leads us through things that feel impossible. He really is our Way Maker!

SONG: "Way Maker" Dance Motion, Lyric or Instrumental Lyric Videos are available with Amazing Music on APlay

"Wow, you guys brought your whole hearts to worship! I love hearing you sing truth about who God is. Keep focusing on how good God is. He is with you! You can take a seat."

"Now let's take a look at our Memory Verse for this month! It's found in Galatians 6:9. I'll read it first, and then I'll lead you through it!

SLIDE: Memory Verse

What You Need

No supplies needed

WORSHIP LEADER: *"Let us not become tired of doing good. At the right time we will gather a crop if we don't give up. —Galatians 6:9 NIV"*

"Now, let me guide you through it! Let's say it nice and loud!"

WORSHIP LEADER: *"Let us not"*

KIDS AND WORSHIP LEADER: *"Let us not"*

WORSHIP LEADER: *"become tired of doing good."*

KIDS AND WORSHIP LEADER: *"become tired of doing good."*

WORSHIP LEADER: *"At the right time"*

KIDS AND WORSHIP LEADER: *"At the right time"*

WORSHIP LEADER: *"we will gather a crop"*

KIDS AND WORSHIP LEADER: *"we will gather a crop"*

WORSHIP LEADER: *"if we don't give up."*

KIDS AND WORSHIP LEADER: *"if we don't give up."*

WORSHIP LEADER: *"Galatians 6:9!"*

KIDS AND WORSHIP LEADER: *"Galatians 6:9!"*

WORSHIP LEADER: *"Great job, friends! Crops were good things! They are food as a result of hard work. So if we do good, if we don't give up doing good, God promises that we will gather something good!"*

10 min

Worship Option 2 | Orange Kids Music

5 min

Never Give Up | Orange Kids Music

What You Need

No supplies needed

5 min

Can't Stop Won't Stop | Worship song

What You Need

No supplies needed

Note: We've suggested worship songs below from Amazing Music and Orange Kids Music. We've created these worship resources to be developmentally appropriate for elementary and preteen kids by incorporating simple, direct language, fun dance movements, and upbeat, current arrangements.

We've chosen specific songs that amplify our teaching content for this month. We recommend that you use these songs as scripted below, or combined with other popular worship songs that your kids know and love. Orange Kids Music can be purchased at store.thinkorange.com. Amazing Music is available on APlay with Amazing+, or as an Add-On.

WORSHIP LEADER: "Alright, everyone, let's get ready to worship! This is our chance to celebrate how good God is! He made each one of us, He loves us more than we can imagine, and He's always with us, no matter what we're going through.

"Remember, when we sing, we're not just saying words, we're thanking God for who He is and all the amazing things He's done. So come on, let's stand up, smile big, and sing out loud to show God how much we love Him!

SONG: "Never Give Up" available on Store.ThinkOrange.com

"You guys sound amazing! Did you know God hears every word? He loves it when we take time to worship Him, not just with our voices, but with our lives. Let's keep worshipping together!

SONG: "Can't Stop Won't Stop" available on Store.ThinkOrange.com

"Great job, everyone! I love worshipping God with you all! Here's what we can remember today: worship doesn't stop here. You can keep worshipping God all through this week by the way you live, the way you treat people, and the way you trust Him.

62 min

Bible Story

Note: We're so excited to be going through key stories of the Bible this year and learning more about its Author—God! It's God's Big Story! But to provide you with flexibility as you experience God's Big Story in your own unique setting, there's more than one way to use the following script!

If you want to follow "God's Big Story," read the following script straight through. Each week will build on the previous ones. But, if your church wants to teach a Large Group session without connecting it to what has come before, there are two sections in the script below that are optional—"God's Big Story Opener" and "God's Big Story Closer." (Or if you are joining us at some point throughout the year, you can opt out of the God's Big Story part and just join us as we journey through the rest of the story of Scripture!) We're going to go through the Bible as we teach throughout the year, but whether or not you share God's Big Story each week is up to you!

Whatever way you decide to use the following, know that we're praying diligently for you—we're asking God to help kids see and believe that He loves them, He invented them, and He wants to be their closest Friend. Forever. It's an honor to get to know God with you through the Bible this year!

12 min

StoryLab Bible Story | Video

What You Need

No supplies needed

12 min

So and So Show Bible Story | Video


What You Need

No supplies needed

38 min

Bible Story (Live)

What You Need

 Storyteller	1
 Host	1
 Table	1
 Bible	1
 Tape	1
 Paper	3
 Book	1

What You Do:

- Download the slides and have them ready to use. If you do not have screen capabilities, you have Orange's permission to enlarge and print the slides on paper.
- Confirm that your church has appropriate licensing to perform or play music and sound effects in your kids' environments (see above under Opener).
- Pre-fold one piece of paper three-fold like you would to put a letter in an envelope, then bring the top and bottom together and add tape to make a triangle cylinder.
- Pre-fold one piece of paper like an accordion.
- Pre-fold one piece of paper into a cylinder, and use tape to keep it together.
- Practice beforehand to make sure the illustration works before you do it live. The paper triangle and accordion should crumble under the weight of the book. The paper cylinder should hold the weight of the book.

(Things to have ready: Set up the table at the front of the teaching area so the Storyteller can place their Bible on it and read from it. Three folded pieces of paper, and book on the table.)

INTRODUCTION

STORYTELLER: "Hi, friends! Welcome! Welcome! I love that we get to keep going on this 'TREK' together. All month long, we've been talking about what it means to follow God step by step—through the fun moments, the surprising moments, and even the tough ones.

"Our theme this month is called: 'TREK: Don't Stop, Don't Give Up—God's with You!'

"Let me ask you something: have you ever had a day where things didn't go the way you planned? Maybe you woke up thinking everything would be normal, and then, boom, something unexpected happened. Sometimes life feels smooth and easy, and sometimes it feels like everything around us is changing quickly to something not-so smooth and easy.

"That's one of the reasons we've been using the word 'TREK.' A trek isn't just a walk—it's a journey where you don't always know what the path ahead will look like. Sometimes it's sunny, sometimes it's rocky, and sometimes you're not sure what's coming around the corner.

"Well, today's true story from the Bible is part of Paul's trek—his journey of following Jesus no matter what. And the moment we're stepping into today is one where Paul's adventure takes a turn for the not-so-good.

"But before we get into more of Paul's journey, let me tell you about something amazing we've been doing all year! And next week, we will have completed our journey!

"Since August, we've been going cover-to-cover through the key stories in the Bible!

"Why have we been doing that? Well, God has always wanted for us to be His close, close friends. And one of the reasons He gave us the Bible

is so that we can know Him! The Bible is God saying, 'Hi. This is Me. And this is what I am like.'

"So as we've gone through the Bible this year, our hope is that we've learned about God!"

GOD'S BIG STORY OPENER (OPTIONAL)

STORYTELLER: "We're going to go through God's Big Story in the Bible so we can learn about God!"

SLIDE: God's Big Story

"So let me catch you up on where we've been in God's Big Story so far! (*Gesture to slide.*)

(If you have the Timeline Images up, feel free to point to them as you talk about them.)

"You might remember that, in the beginning, God created everything. He made the world, the animals, people ... everything! God made the first people for the same reason He made all people—to be His close, close friends. But sadly, the first people God made chose to turn away from Him and sin. God wanted people to be close to Him, but they couldn't anymore. Pain, sickness, and death entered the world too.

"But God didn't want to leave things that way. So He put His rescue plan in motion right from the start!"

"God was going to rescue everything through a family! God chose a man named Abraham and promised that his family would bless the whole world. Abraham had a great-grandson named Joseph, who became a leader in Egypt and saved his family—God's people. Over time, God's people grew but were enslaved by a new Pharaoh. 'Help us!' they cried out to God. God freed His people and brought them to the super-nice home He had designed for them, the Promised Land.

"After God's people were settled in the Promised Land, they disobeyed God—again and again and again. Even the kings God gave them rebelled! So, God split the nation in two—into the northern kingdom of Israel and the southern kingdom of Judah. Prophets spoke for God saying, 'Come back to Me!' But the northern kingdom of Israel was destroyed, and the southern kingdom of Judah was taken captive. Oh no! After years in exile, some of God's people returned to rebuild their homeland, while others stayed in foreign lands.

"During that sad time, God kept sending messages to His people about the Rescuer He had promised long ago. 'God's Rescuer is going to come like this!' the prophets said. But for years and years, nothing happened.

"And then it did! God sent Jesus, the Rescuer we needed, just like He promised! While Jesus was on Earth, He showed us who God is because He is God!

"Jesus lived a perfect life, and He gave that perfect life to pay the price for our sin. Because He never did anything wrong, Jesus was able to take on our sin. With His own life, He paid for all the wrong things anyone has

ever done or ever will do. He broke the curse of sin we were under. He set us free. With the curse broken, with sin paid for, we could be close to God again! What God had been working on in His Big Story was finally coming true!

"And then Jesus did something else amazing. He rose back to life! Jesus beat death! Our Rescuer, who loves us, is alive and our friend forever and ever.

"But Jesus' friends were confused. Why did Jesus die? Why did He rise again? Jesus spent the next several days on Earth explaining what He had done and why.

"Jesus explained that He was going to leave, but He was going to be with His followers in a new way. He was going to be closer than close, like He always wanted to be! He wanted to be close friends like He was back in the Garden of Eden.

"Then, Jesus went back to heaven. But He sent the gift He had promised—the Holy Spirit! The Holy Spirit is God's very Spirit living in Jesus' followers. Now God lives inside of His people; He is closer than close. And with God's Spirit living in them, God's followers began to do amazing things!

"Jesus' followers, with the guidance and strength of the Holy Spirit, started to tell people about God and His great love! More and more people were becoming followers of Jesus and starting their forever-long friendship with Him! But there was one very dangerous man, Paul, who wanted to put a stop to its spread. This man didn't love Jesus, and he didn't want anyone else to either. But then Jesus Himself met Paul in a blinding light! And in a short time, Paul went from hating Jesus-followers to being one of the greatest Jesus-followers who ever lived.

"Paul spent his life—and the words from his pen—telling everyone in the known world a simple message: 'Jesus loves you! Follow Him!' Paul lived a hard, hard life, but he never stopped telling people about Jesus!

"And that's where we are in God's Big Story!"

SETTING UP THE STORY

STORYTELLER: "We're continuing our journey through the Bible! We're at the part of the Bible where Jesus had gone back to heaven, but He sent His Holy Spirit to live inside of His followers. One of Jesus' most dedicated followers was a man named Saul. You might know him as another name he went by, Paul. Paul went from being a Jesus-hater to a Jesus-follower after He met Jesus on the road to Damascus.

"Let me set the scene at this point in Paul's life. Paul had already traveled to many different places to tell people about Jesus. He had taught in synagogues, visited new cities, met new believers, and faced all kinds of challenges along the way. Everywhere he went, he wanted people to know the truth: Jesus loves you! Follow Him!

"Along the way, not everyone was happy about what Paul was teaching. Some people didn't want him to spread the message about Jesus, and things became dangerous for him. Eventually, Paul was arrested,

not because he had done something wrong, but because of what he believed about Jesus.

"At this point in our story, Paul was being sent to Rome to stand before Caesar, who was the ruler of Rome. Because travel was different back then, Paul was journeying there on a ship, along with a group of soldiers, sailors, and other prisoners. It wasn't a short trip. They would be sailing across open water and relying on the wind and weather to carry them where they needed to go.

"And during that journey, the conditions around Paul began to change. The skies. The sea. The wind. Things that no one on the ship could control."

THE STORM ROLLS IN

STORYTELLER: "As Paul and the others set sail toward Rome, the weather began to shift. The winds grew strong, the waves grew restless, and Paul could tell the journey was going to be dangerous. He even warned the crew, but they didn't listen; they decided to keep going anyway.

(Open the Bible and read Acts 27:14-15 NIV.)

Before very long, a wind blew down from the island. It had the force of a hurricane. It was called the Northeaster. The ship was caught by the storm. We could not keep it sailing into the wind. So we gave up and were driven along by the wind.

"The storm got stronger and stronger. The sailors were fighting to stay upright, and the ship felt like it might come apart.

"Now, everyone look up here at this piece of paper. I wonder if it's strong enough to hold some weight? What do you guys think?"

(Hold up the paper folded into a triangle cylinder.)

"Sometimes we think we're strong enough on our own. We try to 'hold it together' by being brave or tough. But watch what happens when the pressure hits.

(Place a book on the triangle cylinder so it crumples immediately.)

"Just like this paper couldn't stand under the weight of the book, the ship Paul was on, and everyone on it, felt like they were about to collapse under the storm.

"The sailors and everybody on board tried to do whatever they could to control the storm on their end.

"Let's read about some of what the sailors on the ship tried to do:

(Open the Bible to Acts 27:16b-20 NIV and read.)

We almost lost the lifeboat that was tied to the side of the ship. So the men lifted the lifeboat on board. Then they tied ropes under the ship itself to hold it together. They were afraid it would get stuck on the sandbars

of Syrtis. So they lowered the sea anchor and let the ship be driven along. We took a very bad beating from the storm. The next day the crew began to throw the ship's contents overboard. On the third day, they even threw the ship's tools and supplies overboard with their own hands. The sun and stars didn't appear for many days. The storm was terrible. So we gave up all hope of being saved."

DON'T LOSE HOPE

STORYTELLER: "The storm didn't stop. Day after day, the wind howled, the waves crashed, and the skies stayed completely dark. No sunlight or stars. No direction. The people on the ship were exhausted and terrified. Everyone felt hopeless. They had tried everything they knew to survive, but nothing worked.

"Let's look at our second paper shape.

(Hold up the paper folded in an accordion shape.)

"Maybe this one is stronger than the triangle. It seems to have more structure, like when we try harder, plan better, or stay positive for as long as we can. I wonder if it can hold the weight of the book.

(Place the book on the accordion-shaped paper so it bends and collapses.)

"It still can't handle the weight!

"That's how the people on the ship felt. They were trying their best, but the storm was too much.

"But Paul stood up and encouraged everyone. Not because he was strong, but because he trusted the One who IS strong.

"This is what Paul told everyone on the ship:

(Open the Bible and read Acts 27:22-24 NIV.)

"Now I beg you to be brave. Not one of you will die. Only the ship will be destroyed. I belong to God and serve him. Last night his angel stood beside me. The angel said, 'Do not be afraid, Paul. You must go on trial in front of Caesar. God has shown his grace by sparing the lives of all those sailing with you.'"

"Paul shared God's message with everyone on the ship: soldiers, sailors, and prisoners. He wanted them to know they didn't have to give up. The storm was big, but God was bigger."

GOD KEEPS HIS PROMISE

STORYTELLER: "The storm was still raging, but Paul clung to his faith in God. He knew exactly what God had told him: that everyone on the ship would survive. And sure enough, land was getting closer. The sailors tried to steer toward it, but the waves were still too strong. The ship began to break apart, and everyone had to jump in the water and make their way to shore. It was wild and chaotic ... but just like God had said, *every single person* made it safely to land.

"This is how the Bible records it:

(Open the Bible and read Acts 27:42-44 NIV.)

The soldiers planned to kill the prisoners. They wanted to keep them from swimming away and escaping. But the commander wanted to save Paul's life. So he kept the soldiers from carrying out their plan. He ordered those who could swim to jump overboard first and swim to land. The rest were supposed to get there on boards or other pieces of the ship. That is how everyone reached land safely."

"The storm had destroyed the ship, but it couldn't destroy God's promise. When everything around them fell apart, God kept everyone safe, just like He said He would.

"That brings us to our last paper shape.

(Pick up the paper cylinder.)

"This shape looks simple, doesn't it? It's a circle. How could this be any different from the other papers? Let's see if it can hold the weight of the book.

(Place the book on top of the cylinder so it holds.)

"Wow! This one is actually the strongest of all three shapes. When pressure comes from above, the cylinder doesn't crumple like the triangle ... and it doesn't collapse like the accordion. See that? This one stays standing. It can handle the weight.

"That's what trusting God is like. When life gets heavy, when things feel confusing or scary, our own strength can only hold up for so long. But God's strength? It holds. Paul wasn't strong because he had all the answers or because he wasn't afraid. Paul was strong because he trusted the One who *never* breaks under pressure.

"Even after they reached the shore, the challenges didn't stop. Paul was bitten by a snake. People didn't know if he'd survive. But God protected him. And not only did Paul live, he also ended up helping people on the island, praying for the sick, and watching God heal them.

(Open the Bible and read Acts 28:9 NIV.)

Then the rest of the sick people on the island came. They too were healed.

"Not a storm, not a shipwreck, not a snake bite—nothing could stop what God was doing. Paul didn't give up on God, even when bad things happened."

WRAPPING UP THE STORY

STORYTELLER: "Paul was traveling by ship as a prisoner, and the weather turned dangerous fast. The storm grew so strong that everyone on board thought they were going to die. But in the middle of that chaos, God sent a message to Paul, letting him know that everyone on the ship would survive. Even though the storm didn't stop, Paul trusted God and encouraged everyone else to stay calm. Eventually, the ship broke apart and crashed onto land, but just like God said, every single person made it safely to shore.

"And even after that, when Paul was bitten by a snake, God kept protecting him. Nothing that happened could stop God's plan. A lot of horrible stuff happened to Paul, but he kept trusting God.

"Why could Paul keep trusting God? Because Paul knew something that's always true: No matter what he was facing, God was still good and was still working for good. And we can trust God no matter what too, because in every situation we face, God is good and He is working for good.

"That reminds me of our Bottom Line for today.

SLIDE: Bottom Line

[Bottom Line] "Don't give up on God when bad things happen. Say that with me."

(Host enters and joins in.)

KIDS, STORYTELLER, AND HOST: [Bottom Line] "Don't give up on God when bad things happen."

GOD'S BIG STORY CLOSER (OPTIONAL)

HOST: "Let's take a look at the progress we made in God's Big Story this week!

SLIDE: God's Big Story

"This week, we're still right up here on this picture of Paul in God's Big Story. We learned about the intense sea voyage that happened at the end of Paul's life. *(Gesture to timeline.)*

"This week, we learned about the story of Paul in a shipwreck. Despite everything Paul went through, he kept proclaiming, 'Trust God. Trust God. Trust God.' The group he preached to at this point in his story was the sailors and crewmen around him, but Paul kept pointing to God in the hardship of the storms and the shipwreck. And that's exactly what God wants to do through you in His Big Story! God moved inside of you through His Holy Spirit, and as you go through your life with Him, He wants you to seek Him despite what you face, and tell others about Him. You are His plan for telling the world—your world—about Him. God has put you exactly where you are to tell the people you encounter about His great love!

SLIDE: Week 4 Timeline Image

(If you're making a timeline of printed images on your wall, take this moment to place today's Timeline Image on the clothesline.)

"This week, we learned about Paul's shipwreck and how Paul trusted God even when life got hard!"

8 min

Closing

5 min

WHAT'S OUR PART IN THE STORY?

What You Need

No supplies needed

HOST: "When we look at Paul's story, it reminds us that bad things can happen, even when we're doing everything right. Paul was following God, helping people, and spreading the good news about Jesus, and he still ended up caught in a terrible storm as a prisoner. But Paul didn't give up on God. He trusted that God was with him, even when everything around him felt out of control. That's something we can learn from too because there will be moments in our own lives when things don't go

the way we hoped or planned. But no matter what we are going through, God is still good and is still working for good.

“Think back to the paper shapes we used earlier. Sometimes we feel like that first shape—the triangle. Life puts pressure on us, and we crumble fast. Maybe something scary happens, or something unfair, or something confusing, and it feels like we break right away. Other times, we might feel like the accordion shape. We hold up for a little while, trying to be strong, but eventually, the pressure gets to us. And that’s okay because all of us feel that way sometimes. We aren’t meant to handle everything in our own strength.

“But trusting God is like that final paper shape, the one that stayed standing even with the weight of the book on top. It doesn’t mean the pressure goes away. It doesn’t mean things are easy. But it does mean we have something stronger holding us up. When we trust God—when we turn to Him in the middle of scary or confusing moments—His strength supports us in a way our own strength never can.

“So when bad things happen, when you feel worried, when something goes wrong at school, when you’re hurt, or when life feels heavy, remember that God didn’t leave Paul in the storm, and He won’t leave you either. He can give you courage when you’re afraid, peace when you’re stressed, and hope when you’re tired. You don’t have to be the strongest. You just need to lean on the One who is strong enough to hold you up.

“Let’s take a few moments to be quiet and let our hearts be still while we pray. Everyone take a deep breath in ... and let it out. That’s great. Now let’s pray.

3 min

PRAYER

What You Need

No supplies needed

STORYTELLER OR HOST: “Dear God, thank You so much that You’re always with us. When we face hard things, please help us trust that You’re still with us and that You’re working things out for good. Remind us that in the end, You will make everything right. We love You, and we pray these things in Jesus’ name. Amen.”

AUDIO: Play calm music as the kids exit.

SLIDE: Theme

Optional Video (Media Package): Theme Loop

Getting Ready | K5

Large Group

GETTING READY

Here's everything you need to know to get ready for this week.

APlay

Get the most out of your curriculum with **APlay!** [JoinAPlay.com](https://www.joinaplay.com) is an all-in-one media organization and presentation tool. Experience all of your Orange Curriculum media assets, now pre-built and fully customizable. No more sorting through multiple download folders.

APlay is free with your curriculum subscription and packed with features to help your weekly experience run smoother. **APlay** gives you more time to focus on what truly matters—more ministry, less media management with Apple TV-based media solutions.

Story: Communicating God's Truth in Engaging Ways (25 minutes)

Worship: Inviting People to Respond to God (10 minutes)

1. Opener

What You Need:

- Host
- Spinner wheel that's big enough to write on
- Dry-erase marker
- 1 kid volunteer for every 2-3 rounds you do (Ask for a new volunteer every 2-3 rounds!)

Music and Sound Effects:

- Upbeat music to use as kids enter the room
- Upbeat music to use during the game

Large Group Visuals:

- Theme Slide
- "Weather Wheel! Title" Slide
- Bottom Line Slide

Optional Videos:

- Theme Loop
- Theme Intro
- Countdown

What You Do:

- Download the slides or optional videos and have them ready to use. If you do not have screen capabilities, you have Orange's permission to enlarge and print the slides on paper.
- Download the sound effects from the Large Group scripts folder and have them ready to use.
- Refer to week 1 to confirm that your church has appropriate licensing to perform or play music and sound effects in your kids' environments.
- Using the dry-erase marker, write "Sunny," "Rain," "Wind," "Storm," and "Snow" on the spinner wheel. Place the spinner wheel at the front of the game area.

2. Worship and Memory Verse

What You Need:

- Worship Leader(s)

Music and Sound Effects:

- "Move" - available on APlay with Amazing Music
- "Way Maker" - available on APlay with Amazing Music
- "Never Give Up" - available on Store.ThinkOrange.com)
- "Can't Stop Won't Stop" - available on Store.ThinkOrange.com)

Large Group Visuals:

- Theme Slide
- Memory Verse Slide

Optional Videos for Orange Kids Music

- "Never Give Up" Dance Moves Video or Live Lyrics Video (available through Store.ThinkOrange.com)
- "Can't Stop, Won't Stop" Dance Moves Video or Live Lyrics Video (available through Store.ThinkOrange.com)

What You Do:

- If you are utilizing the suggested songs from **Amazing Music-**, search for your desired video resource for each song under the Worship section on APlay and add to your service!
- You can access Amazing Music's Dance Motion, Lyric, and Instrumental Videos in APlay under the Worship section.
- Amazing Music Song Trainings are available in Amazing Leaders and FREE on YouTube. <https://www.youtube.com/@AmazingKidsMusic>
- If you are utilizing **the Orange Kids Music** suggestions, simply purchase and download from Store.ThinkOrange.com! You can upload these into APlay for easy use with your 252 curriculum.
- Dance Motion Videos and Lyrics Videos are available for Orange Kids Music songs. For more information, visit Store.ThinkOrange.com.
- *Make sure your church has obtained licensing rights to play or perform music. You can obtain a license to perform worship music from Christian Copyright Licensing International (www.ccli.com). It covers over 200,000 worship songs for congregational singing. You are responsible for including the copyright information on all songs reproduced under the Church Copyright License (including song lyrics projected onscreen). This includes the song title, writer credit(s), copyright notice, and your church's CCLI license number. You can include this information on one of the lyric slides, or you can create a separate slide detailing this information, but the copyright information must appear at least once for each song you play or perform. For example:*

"Hallelujah" words and music by John Doe

©2000 Good Music Co.

CCLI License # 0000

3. Bible Story**What You Need:**

- Storyteller
- Host
- Bible
- Table
- Tape
- 3 pieces of paper
- One book

Music and Sound Effects:

- Calm music to use as kids exit the room

Large Group Visuals:

- Theme Background Slide
- Theme Slide
- Bottom Line Slide

Optional for God's Big Story:

- Clothesline and clothespins for the timeline in your room
- God's Big Story Slide
- Week 4 Timeline Image Slide
- We recommend that you create a timeline in your Large Group room that you can add to throughout this curriculum year as we travel through the Bible. This can be a simple clothesline or a section of the wall where you can hang the printed Timeline Images in order, week by week. We'll provide a Timeline Image for each week of the curriculum. There are two versions of each Timeline Image—a slide and a print version. A digital [God's Big Story poster](#) is available as well in the Orange Store.

Optional Video: (available in APlay)

Our Large Group scripts are interchangeable with these videos so you can plug and play the way you need to each week.

For 252 Kids (Kindergarten through 3rd grade):

- StoryLab: Invite elementary kids to engage with inquisitive young hosts as they explore core biblical truths and stories in a STEAM-inspired setting.

For 252 Preteen (4th and 5th grade):

- The So & So Show: Guide preteens to explore questions of faith through a YouTube-style show full of humor and lots of zany fun.

Additional environment enhancements including:

- Motion graphics, including loops
- Countdown video

What You Do:

- Download the slides and have them ready to use. If you do not have screen capabilities, you have Orange's permission to enlarge and print the slides on paper.
- Confirm that your church has appropriate licensing to perform or play music and sound effects in your kids' environments (see above under Opener).
- Pre-fold one piece of paper three-fold like you would to put a letter in an envelope, then bring the top and bottom together and add tape to make a triangle cylinder.
- Pre-fold one piece of paper like an accordion.
- Pre-fold one piece of paper into a cylinder, and use tape to keep it together.
- Practice beforehand to make sure the illustration works before you do it live. The paper triangle and accordion should crumble under the weight of the book. The paper cylinder should hold the weight of the book.

Supplies

Large Group Game Weather Wheel!		Quantity
1.	Host	1
2.	Spinner wheel that's big enough to write on	1
3.	Dry-erase marker	1
4.	kid volunteer for every 2-3 rounds you do (Ask for a new volunteer every 2-3 rounds!)	1

Bible Story (Live)		Quantity
1.	Storyteller	1
2.	Host	1
3.	Table	1
4.	Bible	1
5.	Tape	1
6.	Paper	3
7.	Book	1