

# K-5 | W2

## Today's Suggested Schedule—June 2026, Week 2

**Bible Story:** The Story of the Lost Sheep • *Luke 15:1-7 (supporting 1 Timothy 1:15)*

**Bottom Line:** Jesus made a way for you to be part of God's kingdom.

**Monthly Memory Verse:** *"May your kingdom come. May what you want to happen be done on earth as it is done in heaven."* • Matthew 6:10 NIRV

Loud sounds, bright lights, and large groups can be overwhelming or overstimulating for some children. To create a more inclusive large group experience, consider offering adaptive tools like noise-canceling headphones, sunglasses, sensory-friendly items, or access to modified spaces.

### **Prelude: Setting the Tone for the Experience**

See the **Getting Ready** pages at the end of this document for a detailed description of what you'll need for today.

In the **Prelude** folder of your curriculum, you'll find a variety of other resources to help you prepare.

### **Small Group (15 minutes)**

#### **Social: Providing Time for Fun Interaction**

Opening Activity

### **Large Group (35 minutes)**

#### **Story: Communicating God's Truth in Engaging Ways**

#### **Worship: Inviting People to Respond to God**

Opener

Worship

Bible Story

Prayer

### **Small Group (25 minutes)**

#### **Groups: Creating a Safe Place to Connect**

Application Activity: One Missing Sheep (K–1st grade), Would You Rather? (2nd–3rd grade), Take a Snapshot (Preteen)

Bible Story Review: Corral the Sheep (K–1st grade), Found Sheep (2nd–3rd grade), Bible Story Extension and Discussion Questions (Preteen)

Memory Verse Activity: One Sheep Says the Verse (K–1st grade), Find the Missing Sheep Verse (2nd–3rd grade), Verses to Take with You (Preteen)

Prayer Activity: Pray and Dismiss (K–1st grade, 2nd–3rd grade), Make It Personal with Prayer (Preteen)

### **Home: Prompting Action Beyond the Experience**

Parent Cue Card (Print or Email)

Devotionals for Kids

Parent Cue App



### **Bible Story**

The Story of the Lost Sheep • *Luke 15:1-7 (supporting 1 Timothy 1:15)*

### **Bottom Line**

Jesus made a way for you to be part of God's kingdom.

### **Monthly Memory Verse**

*"May your kingdom come. May what you want to happen be done on earth as it is done in heaven."* • Matthew 6:10 NIRV

15 min

# Large Group Opener

5 min

## Opener

### What You Need

No supplies needed

### What You Say:

#### OPENER

**HOST:** "Hey, everyone! Welcome to [Name of Environment]! I'm so glad you're here today. If this is your first time, welcome! You picked a great day to join us because we're continuing our summer Kingdom Quest! The full name of our series this month is 'Kingdom Quest—Seeking the Greatest Treasure,' and today is going to be awesome.

"We're spending this summer learning about God's kingdom. God is loving, joyful, kind, good, just, and honest—among other things. And God's kingdom is where He reigns, and where those characteristics are the way things operate! God's kingdom is a great, great place!

"But before we jump into anything, we've got to get our bodies and brains warmed up. Everybody, stand up!

"Alright, first warm-up: speed hands. When I say, 'GO!' clap as fast as you can for three seconds. Ready ... GO!

*(Pause while kids clap.)*

"Freeze! Nice!

"Next warm-up: quick feet. Everybody, march in place like you're sprinting across a castle bridge ... faster ... faster ... aaand FREEZE!

"Last warm-up: Let me see some quick reflexes!

"Point to the ceiling!

"Point to the floor!

"Point to your elbow!

"Point to someone wearing blue!

"Point to your imaginary treasure chest!

"Yes! Reflexes unlocked.

"And now ... for the final warm-up test. When I say, 'KINGDOM,' you say, 'QUEST.' Ready?

"KINGDOM!"

**KIDS:** "QUEST!"

**HOST:** "Even louder! KINGDOM!"





**KIDS:** "QUEST!"

**HOST:** "Perfect. You're officially ready. You guys can go ahead and take a seat."

10 min

## Large Group Game | The Lost Stack!

### What You Need

 Host	1
 Solo Cups to be divided into 4 sets of 12	48
 blindfolds	4
 kid volunteers (Ask for new volunteers at the start of each round!)	4

### What You Do:

- Download the slides or optional videos and have them ready to use. If you do not have screen capabilities, you have Orange's permission to enlarge and print the slides on paper.
- Download music and/or sound effects on an authorized basis from a resource such as Apple Music®, Amazon Music®, and/or a sound effect library and have it ready to play. Or, if you choose to stream music, refer to the terms and conditions of your streaming service. Note that you will likely need a commercial license in order to stream music publicly. Also confirm that your church has appropriate licensing to perform music and sound effects in your kids' environments, such as a blanket PERFORMmusic™ license from CCS. *Note: Legally, a song and/or sound effect belongs to the songwriter/composer who created it and the publisher who markets it. Performance rights organizations (PROs) license public performances (live or recorded) of their members' music. PROs in the U.S. are ASCAP, BMI, and SESAC. It is up to you to make sure your church has permission to perform or play a recording of a song and/or sound effect.*
- Divide the 48 solo cups into 4 stacks of 12, and put them on the floor in the game area. Make sure to spread out the stacks a bit. Set a blindfold by each stack of cups.

"Now it's time for today's game. And this one is wild. Today's challenge is called ... 'The Lost Stack!'"

*SLIDE: The Lost Stack! Title*

"You'll each get a stack of twelve cups. Your mission: Build a 3–6–3 cup pyramid, then unstack it faster than anyone else. Sounds easy, right? Except ... you'll be doing it blindfolded!"

"When I say, 'GO,' you're going to stack your twelve cups into three pyramids—one pyramid of three cups, one pyramid of six cups, and another pyramid of three cups. Once you stack all three pyramids, you have to unstack them, and the first person to finish wins 'The Lost Stack!'"

"Everyone else, your job is to cheer for our competitors like crazy!"

"Sound good? Okay, I need four brave volunteers! Raise your hand if you'd like to play!"

*(Pick four volunteers from the kids who have their hands raised, invite them to the game area, and have each kid sit on the floor in front of a stack of cups. Help the kids secure the blindfolds if needed.)*

"Players, blindfolds on. Audience, are you ready to cheer?"

"On your mark ... get set ... GO!"

*AUDIO: Upbeat music*

*(Play the game. Each player will stack their twelve cups into three separate pyramids—one pyramid of three cups, one pyramid of six cups, and another pyramid of three cups. The first player to successfully build all three pyramids and then unstack all the cups is the winner.)*

"Wow, you guys are lightning fast! Keep going!

*(Play until one kid has successfully built all three pyramids and then unstacked all the cups.)*

"Looks like [Player's Name] is our winner today! Great stacking, everyone! You guys can go back to your seats.

*(As time allows, continue with more rounds. Ask for four new volunteers and reset the stacks of cups at the beginning of each round.)*

"Great job, you guys! That was awesome. When you're blindfolded, it's easy to lose track of things, isn't it? Cups fall over, and pieces go missing—it gets confusing fast. We're going to be talking more about that later.

"But first, here's our Bottom Line for today. This tells us something amazing Jesus wants us to know. It says:

*SLIDE: Bottom Line*

**[Bottom Line] "Jesus made a way for you to be part of God's kingdom. Can you say that with me?"**

**KIDS AND HOST: [Bottom Line] "Jesus made a way for you to be part of God's kingdom."**

**HOST: "Great job, friends! Now let's get ready to learn more about that!"**

15 min

# Worship Option 1 | Amazing Music

5 min

## Roll with You | Worship Song

### What You Need

No supplies needed

5 min

## Great Are You Lord | Worship Song

### What You Need

No supplies needed

5 min

## Memory Verse

### What You Need

No supplies needed

### What You Say:

#### AMAZING MUSIC

**WORSHIP LEADER:** "Hey, everyone! I'm really glad you're here today! One of the most important things we get to do together is worship God. When we worship, we're choosing to focus our hearts on who God is. Let's do that now and sing to Him! Our first song today is called 'Roll with You'!"

*SONG: "Roll with You" Dance Motion, Lyric or Instrumental Lyric Videos are available with Amazing Music on APlay*

"That was awesome singing! Worship is more than music; it's how we remind ourselves that God is our good King, and we can trust Him.

"Our next song is a powerful one. It's called 'Great Are You Lord,' and it talks about how great God is. When we sing this, we're telling God we believe He gives life, hope, and strength, and everything good comes from Him. Let's sing together!"

\*

### What You Say:

**SONG:** "Great Are You Lord" Dance Motion, Lyric or Instrumental Lyric Videos are available with Amazing Music on APlay

"Beautiful singing! Remember to keep worshipping all throughout the week—not just with your voices but with your lives!"

"

### What You Say:

Before we move on, we're going to look at our Memory Verse for this month. This verse is actually part of a prayer Jesus taught His followers. And Jesus taught this whole prayer because He wanted His followers to

know something really important: We can talk to God anytime, and God always hears us.

"This verse is part of that prayer, and when we pray this verse, we're asking God to bring His kingdom—His goodness, His love, and His ways—into our world and into our lives. That's something we can ask Him for every single day.

"Our Memory Verse is found in Matthew 6:10. I'll read it first, then I'll lead you through it!

**SLIDE:** Memory Verse

**WORSHIP LEADER:** "May your kingdom come. May what you want to happen be done on earth as it is done in heaven" (Matthew 6:10 NIrV).

"Now repeat after me!

**WORSHIP LEADER:** "May your kingdom come."

**KIDS AND WORSHIP LEADER:** "May your kingdom come."

**WORSHIP LEADER:** "May what you want to happen."

**KIDS AND WORSHIP LEADER:** "May what you want to happen."

**WORSHIP LEADER:** "be done."

**KIDS AND WORSHIP LEADER:** "be done."

**WORSHIP LEADER:** "on earth as it is done in heaven."

**KIDS AND WORSHIP LEADER:** "on earth as it is done in heaven."

**WORSHIP LEADER:** "Matthew 6:10!"

**KIDS AND WORSHIP LEADER:** "Matthew 6:10!"

**WORSHIP LEADER:** "Great job. And remember, this isn't just a verse to memorize. It's a prayer you can pray anywhere, anytime. God's kingdom, where He reigns, is amazing, amazing, amazing. God is good, and His kingdom is so good! And God wants His kingdom—His goodness, and His ways—to show up in your life and in the world around you. When we pray this verse, we're asking God to bring His kingdom more to our world."

15 min

# Bible Story

5 min

## StoryLab Bible Story | Video

### What You Need

No supplies needed

### What You Do:

- Download the slides and have them ready to use. If you do not have screen capabilities, you have Orange's permission to enlarge and print the slides on paper.
- Confirm that your church has appropriate licensing to perform or play music and sound effects in your kids' environments (see above under Opener).
- Fill the clear container with the random items, and put it on the table in the teaching area. Put the clear bowl (the "Lost" bowl) next to the container on the table.

5 min

## So and So Show Bible Story | Video

### What You Need








No supplies needed

### What You Do:

- Download the slides and have them ready to use. If you do not have screen capabilities, you have Orange's permission to enlarge and print the slides on paper.
- Confirm that your church has appropriate licensing to perform or play music and sound effects in your kids' environments (see above under Opener).
- Fill the clear container with the random items, and put it on the table in the teaching area. Put the clear bowl (the "Lost" bowl) next to the container on the table.

5 min

**Bible Story (Live)****What You Need**

 Storyteller	1
 Host	1
 Bible	1
 Table	1
 Clear container (for the “99 items”)	1
 Clear bowl (the “Lost” bowl)	1
 Random items to fill the clear container (Suggestions: craft supplies, toys, cotton balls to represent sheep, etc.)	Several

**What You Say:****BIBLE STORY (STORYTELLER SCRIPT)***SLIDE: Theme Background*

*(Things to have ready: Set up the table at the front of the teaching area so the Storyteller can place their Bible on it and read from it. Place the clear container filled with random objects and the clear “Lost” bowl on the table.)*

**INTRODUCTION**

**STORYTELLER:** “Yay! You guys are here for the second week of summer! And you’re here to learn about God with me! I’m so excited!”

“This summer we’re learning all about God’s kingdom! This month’s theme is ‘Kingdom Quest—Seeking the Greatest Treasure!’

“All summer long, we’re going to learn about God’s kingdom. God’s kingdom is where He reigns as King! God is loving, joyful, kind, just, and good—among lots of other really, really good things. And God’s kingdom is where His love, joy, kindness, justice, and goodness are the way things operate. All summer long, we’re going to be learning about God’s kingdom. But more than that, as we learn about God’s kingdom, we are going to learn about its King!

“But before we jump into today’s Bible Story where we’ll learn about God and His kingdom, I need your help with something fun. I’m going to say a word, and you do exactly what I say. Ready?”

“When I say, ‘FREEZE,’ stop your whole body, like a statue.

“Let’s practice. FREEZE!

*(Kids freeze.)*

“Nice! Now, when I say, ‘MOVE,’ move in slow motion, like you’re underwater.

“Let’s try it. MOVE!

*(Kids move slowly.)*

“Good! Now we’re going to mix it up.

“FREEZE!

*(Kids freeze.)*

"MOVE!

*(Kids move slowly.)*

"FREEZE!

*(Kids freeze.)*

"MOVE!

*(Kids move slowly.)*

"Okay, here's a new one. When I say, 'LOST,' hold your hands out like you're trying to find something.

"Try it, LOST!

*(Kids act out the word, "Lost.")*

"And when I say, 'FOUND,' pretend you're excited, like you discovered what you were searching for.

"Ready? FOUND!

*(Kids act out the word, "Found.")*

"Great job! You're officially warmed up.

"Today's Bible Story starts with something that seems ordinary—just a normal day, normal people, normal conversations. But Jesus was about to tell a story that got everyone's attention.

"And Jesus' story all begins when someone realizes something ... is lost."

### SETTING UP THE STORY

**STORYTELLER:** "Before we hear the story Jesus told, there's something important we need to understand about the way Jesus taught. Jesus didn't just give instructions or facts. He loved telling stories with meaning. They're called parables. Can you say, 'Parables?'"

**KIDS:** "Parables!"

**STORYTELLER:** "Nice! Parables were short stories that used everyday things people already knew about. When Jesus told a parable, people didn't just hear the words; they pictured them. They leaned in. They wondered what the story meant.

"In Jesus' time, all kinds of people came to listen to Him. Some were leaders. Some were outcasts. There were people who had messed up and people who were trying their best. But everyone wanted to hear what Jesus had to say.

"Today's parable starts in a surprising moment. Some people didn't think Jesus should spend time with certain groups who had made bad choices. They didn't understand why Jesus welcomed everyone.

"But Jesus knew exactly what to say. He told a story that would help everyone listening understand how God really feels about people ... especially people who are lost and far away from Him."

### **The shepherd notices the one who is missing**

**STORYTELLER:** "The crowd that surrounded Jesus on that day was full of different people. Some were religious leaders. Some were tax collectors. Some were people who had made wrong choices. But Jesus welcomed all of them. Let's see what Jesus said:

*(Open the Bible and read Luke 15:4a NIV.)*

*"Suppose one of you has 100 sheep and loses one of them."*

*(Hold up the container full of items.)*

"Take a look at this container. It's almost completely full. Let's say this is 99 items! If you saw this from far away, you'd probably think, 'Yep, that's enough.'

"Jesus said a shepherd had one hundred sheep. But one wandered off. Just one. The crowd listening might have thought, 'Why worry about one? You still have 99.'

"But the shepherd didn't think that way. He knew a sheep was missing. He knew one was lost.

*(Take one item from the big container and place it into the "Lost" bowl.)*

"The shepherd didn't say, 'Eh, close enough.' He didn't say, '99 is plenty. Let's just move on.' No. The shepherd cared about the one that wandered off.

"Jesus wanted everyone listening to understand that God is the same way. God sees the people who have wandered away from Him, and they matter to Him."

### **The shepherd searches until he finds the one**

**STORYTELLER:** "The shepherd didn't say, 'Maybe it will come back later.' The shepherd took action!

*(Open the Bible and read Luke 15:4b NIV.)*

*"Won't he leave the 99 in the open country? Won't he go and look for the one lost sheep until he finds it?"*

*(Hold up the big container.)*

"The shepherd had 99 sheep right here. They were safe and all together. Right where they were supposed to be.

*(Move the "Lost" bowl farther away.)*

"But this sheep ... this one was far away. This one was stuck. This one couldn't find its way back.

"Most people listening to Jesus would have said, 'Why risk leaving all those other sheep? Why not just stay with the 99?'

"But Jesus said the shepherd left the 99 and went searching.

*(Walk your hand slowly away from the big container toward the "Lost" bowl, showing the movement.)*

"Maybe he searched through hills ... or through rocks ... even through thorns ... until he found the one.

"Jesus was telling this story to teach the people about God. The shepherd Jesus was talking about is a picture of God. God doesn't give up after a little while. He keeps searching.

"Because to the shepherd, the one was worth the search. And to God ... every single person is worth the search.

"Jesus wanted everyone listening—even the people who thought they were 'better' than everyone else—to understand this: God doesn't give up on people. He goes looking. He searches until the one is found."

### **The shepherd joyfully brings the lost one home**

"Jesus wasn't finished with His story. He wanted the crowd to understand what happens when the shepherd finally finds the one that wandered off.

*(Open the Bible and read Luke 15:5-6 NIV.)*

*"When he finds it, he will joyfully put it on his shoulders and go home. Then he will call his friends and neighbors together. He will say, 'Be joyful with me. I have found my lost sheep.'"*

*(Hold up the item from the "Lost" bowl.)*

"Look at this. The shepherd didn't scold the sheep that had wandered away. He didn't make it walk home by itself. He didn't say, 'You got lost, so you figure it out.'

*(Hold the item gently in your hand as you speak.)*

"Jesus said the shepherd picked it up. Lifted it onto his shoulders. And carried it home. Carefully. Joyfully.

*(Move the item slowly back toward the large container.)*

"Then, when he got home, he celebrated! He didn't keep quiet about it. He didn't hide it. He called everyone together and said, 'Be joyful with me! What was lost has been found!'

"Do you see it now? Everything is back where it belongs. The shepherd made sure the lost sheep was safe again. Let's see what Jesus said next:

*(Open the Bible and read Luke 15:7a NIV.)*

*"I tell you, it will be the same in heaven. There will be great joy when one sinner turns away from sin."*

"This whole story was to help the people to understand something huge about God: God celebrates when someone turns back to Him. God wants closeness. He doesn't push people away. He doesn't give up on them. He goes searching ... and when they come home, all of heaven rejoices.

"Just like the shepherd cared about the one lost sheep, God cares deeply about every single person. And He is full of joy when even one person comes back to Him."

### **wrapping up THE STORY**

**STORYTELLER:** "Jesus didn't tell this story just so people would think about sheep and shepherds. He told it because He wanted everyone listening to understand something true about God and God's kingdom.

"In the story, the shepherd noticed the one sheep that was missing. He searched for the one that wandered away. And when he found it, he brought it home with joy.

"Jesus wanted the crowd to see that God's kingdom isn't only for the people who seem to have everything together. It isn't only for those who follow all the rules perfectly. God's kingdom is for everyone—even the ones who feel lost, left out, or far away.

"When Jesus told this parable, He showed the people that God sees every single person. God cares deeply when someone is missing. And God goes looking, because He wants everyone to be part of His kingdom.

"God's love isn't small. It doesn't stop. It doesn't give up. And when even one person turns their heart back to God, heaven celebrates.

"God wants everyone to be close to Him and a part of His kingdom. But sin keeps us from being close to God. Just like the sheep was far away from the shepherd, and the shepherd went looking and looking and looking for that lost sheep, Jesus did what we needed to make a way for

us to come back to God. He paid the price for our sin. Jesus paid the price to bring us back to God. We were all lost, but Jesus made a way for all of us to come back home to Him and be God's forever friend!

"Every single person had the same need. Every single person had a sin problem. And Jesus paid for the sin of anyone who would choose to accept what He did on the cross. Jesus made a way for all of us to be a part of God's kingdom!

"That's just what our Bottom Line for today says.

*SLIDE: Bottom Line*

**[Bottom Line] "Jesus made a way for you to be part of God's kingdom!**  
Can you say that with me?"

*(Host enters and joins in.)*

**KIDS, STORYTELLER, AND HOST: [Bottom Line] "Jesus made a way for you to be part of God's kingdom!"**

10 min

# Closing

5 min

## WHAT'S OUR PART IN THE STORY?

### What You Need

No supplies needed

5 min

## PRAYER

### What You Need

No supplies needed

### What You Say:

#### WHAT'S OUR PART IN THE STORY?

**HOST:** "We are all like that lost sheep in the parable. Every single one of us has sinned. We've made decisions that don't line up with God and His ways. That sin has broken our relationship with God, and we need someone to fix our sin problem.

"But God wants us to be close with Him! So since we needed help with our sin, God came to find us. Jesus, God's own Son, chose to live with us as a human being. Jesus lived a perfect life, and then He chose to give up His life for us.

"Jesus took the terrible consequences of our sin. And in doing so, Jesus rescued us, just like the shepherd saved the lost sheep! Jesus made a way for us to be friends with God again. Now, everyone who chooses to follow Jesus will be able to start their forever friendship with God and live forever with Him in His kingdom!

"The religious leaders couldn't understand it, but God's kingdom is for everyone who knows they are lost and helpless and need to be rescued. And Jesus came to make a way for each one of us to be a part of God's kingdom.

"So, rest in God's great love. He made a way for you. You didn't earn it, and there's nothing you can do to lose it. And tell other people that Jesus made a way for them to be a part of God's kingdom too.

"If you haven't chosen to follow Jesus, you can! You can be a part of God's kingdom! We would love to talk to God about that with you today. Talk to your Small Group leader about that. God wants you close to Him, and you can start your forever friendship with Him today! He loves you so much that He went to great lengths to bring you home to Him.

"Let's take a quiet moment and talk to God together, friends.

### What You Say:

#### PRAYER

**STORYTELLER OR HOST:** "God, thank You for coming after us. Thank You for making a way for us to be part of Your kingdom. Help us to rest in Your love, and to remember that Your kingdom is big enough for

# Getting Ready | K5

## Large Group

everyone. We love You, God, and we pray these things in Jesus' name. Amen."

*(Dismiss kids to Small Groups.)*

*AUDIO: Play calm music as the kids exit.*

*SLIDE: Theme*

*Optional Video (Media Package): Theme Loop*

### GETTING READY

Here's everything you need to know to get ready for this week.

#### APlay

APlay is your all-in-one presentation, preparation, and curriculum ecosystem that saves you time and money. APlay is free with your curriculum subscription! APlay offers powerful tools that build media playlists, compile curriculum documents, auto-update supply lists by child count, cast media to screens, and so much more.

Built to work in harmony with your curriculum, APlay Service Builder allows leaders to drop in, toggle on and off, or customize teaching plans, worship elements, and media assets in seconds. For even more value, upgrade to Amazing+ to unlock the parent app, Parent+.

**Story: Communicating God's Truth in Engaging Ways (25 minutes)**

**Worship: Inviting People to Respond to God (10 minutes)**

#### 1. Opener

##### What You Need:

- Host
- 48 Solo Cups to be divided into 4 sets of 12
- 4 blindfolds
- 4 kid volunteers (Ask for new volunteers at the start of each round!)

##### Music and Sound Effects:

- Upbeat music to use as kids enter the room
- Upbeat music to use for the game

##### Large Group Visuals:

- Theme Slide
- "The Lost Stack! Title" Slide

##### Optional Videos:

- Theme Loop
- Countdown
- Theme Intro

##### What You Do:

- Download the slides or optional videos and have them ready to use. If you do not have screen capabilities, you have Orange's permission to enlarge and print the slides on paper.
- Download music and/or sound effects on an authorized basis from a resource such as Apple Music®, Amazon Music®, and/or a sound effect library and have it ready to play. Or, if you choose to stream music, refer to the terms and conditions of your streaming service. Note that you will likely need a commercial license in order to stream music publicly. Also confirm that your church has appropriate licensing to perform music and sound effects in your kids' environments, such as a blanket PERFORMmusic™ license from CCS. *Note: Legally, a song and/or sound effect belongs to the songwriter/composer who created it and the publisher who markets it. Performance rights organizations (PROs) license public performances (live or recorded) of their members' music. PROs in the U.S. are ASCAP, BMI, and SESAC. It is up to you to make sure your church has permission to perform or play a recording of a song and/or sound effect.*
- Divide the 48 solo cups into 4 stacks of 12, and put them on the floor in the game area. Make sure to spread out the stacks a bit. Set a blindfold by each stack of cups.

## 2. Worship and Memory Verse

### What You Need:

- Worship Leader(s)

### Music and Sound Effects:

- "Roll with You" - available on APlay with Amazing Music
- "Great Are You Lord" - available on APlay with Amazing Music

### Large Group Visuals:

- Theme Slide
- Memory Verse Slide

### What You Do:

- If you are utilizing the suggested songs from **Amazing Music-**, search for your desired video resource for each song under the Worship section on APlay and add to your service!
- You can access Amazing Music's Dance Motion, Lyric, and Instrumental Videos in APlay under the Worship section.
- Amazing Music Song Trainings are available in Amazing Leaders and FREE on YouTube. <https://www.youtube.com/@AmazingKidsMusic>
- If you are utilizing **the Orange Kids Music** suggestions, simply purchase and download from [Store.ThinkOrange.com](https://Store.ThinkOrange.com)! You can upload these into APlay for easy use with your 252 curriculum.
- Dance Motion Videos and Lyrics Videos are available for Orange Kids Music songs. For more information, visit [Store.ThinkOrange.com](https://Store.ThinkOrange.com).

- *Make sure your church has obtained licensing rights to play or perform music. You can obtain a license to perform worship music from Christian Copyright Licensing International ([www.ccli.com](http://www.ccli.com)). It covers over 200,000 worship songs for congregational singing. You are responsible for including the copyright information on all songs reproduced under the Church Copyright License (including song lyrics projected onscreen). This includes the song title, writer credit(s), copyright notice, and your church's CCLI license number. You can include this information on one of the lyric slides, or you can create a separate slide detailing this information, but the copyright information must appear at least once for each song you play or perform. For example:*

*"Hallelujah" words and music by John Doe  
©2000 Good Music Co.  
CCLI License # 0000*

### 3. Bible Story

#### What You Need:

- Storyteller
- Host
- Bible
- Table
- Clear container (for the "99 items")
- Clear bowl (the "Lost" bowl)
- Random items to fill the clear container (Suggestions: craft supplies, toys, cotton balls to represent sheep, etc.)

#### Music and Sound Effects:

- Calm music to use as kids exit the room

#### Large Group Visuals:

- Theme Background Slide
- Bottom Line Slide
- Theme Slide

#### Optional Video:

- Theme Loop

#### Optional Video: (available in APlay)

Our Large Group scripts are interchangeable with these videos so you can plug and play the way you need to each week.

#### For 252 Kids (Kindergarten through 3rd grade):

- StoryLab: Invite elementary kids to engage with inquisitive young hosts as they explore core biblical truths and stories in a STEAM-inspired setting.

#### For 252 Preteen (4th and 5th grade):

- The So & So Show: Guide preteens to explore questions of faith through a YouTube-style show full of humor and lots of zany fun.

#### Additional environment enhancements including:

- Motion graphics, including loops

- Countdown video

**What You Do:**

- Download the slides and have them ready to use. If you do not have screen capabilities, you have Orange's permission to enlarge and print the slides on paper.
- Confirm that your church has appropriate licensing to perform or play music and sound effects in your kids' environments (see above under Opener).
- Fill the clear container with the random items, and put it on the table in the teaching area. Put the clear bowl (the "Lost" bowl) next to the container on the table.

# Supplies

## Large Group Game | The Lost Stack!

	Quantity
1. Host	1
2. Solo Cups to be divided into 4 sets of 12	48
3. blindfolds	4
4. kid volunteers (Ask for new volunteers at the start of each round!)	4

## Bible Story (Live)

	Quantity
1. Storyteller	1
2. Host	1
3. Bible	1
4. Table	1
5. Clear container (for the "99 items")	1
6. Clear bowl (the "Lost" bowl)	1
7. Random items to fill the clear container (Suggestions: craft supplies, toys, cotton balls to represent sheep, etc.)	Several