

# K-5 | W3

## Today's Suggested Schedule—June 2026, Week 3

**Bible Story:** The Story of the Lost Son • *Luke 15:11-32*

**Bottom Line:** God wants everyone to be part of His kingdom.

**Monthly Memory Verse:** *"May your kingdom come. May what you want to happen be done on earth as it is done in heaven."* • Matthew 6:10 NIRV

Loud sounds, bright lights, and large groups can be overwhelming or overstimulating for some children. To create a more inclusive large group experience, consider offering adaptive tools like noise-canceling headphones, sunglasses, sensory-friendly items, or access to modified spaces.

### **Prelude: Setting the Tone for the Experience**

See the **Getting Ready** pages at the end of this document for a detailed description of what you'll need for today.

In the **Prelude** folder of your curriculum, you'll find a variety of other resources to help you prepare.

### **Small Group (15 minutes)**

#### **Social: Providing Time for Fun Interaction**

Opening Activity

### **Large Group (35 minutes)**

#### **Story: Communicating God's Truth in Engaging Ways**

#### **Worship: Inviting People to Respond to God**

Opener

Worship

Bible Story

Prayer

### **Small Group (25 minutes)**

#### **Groups: Creating a Safe Place to Connect**

Bible Story Review: Act Out the Story (K-1st grade), Road Map (2nd-3rd grade), Bible Story Extension and Discussion Questions (Preteen)

Application Activity: Memory Match (K-1st grade), Hand Clap Game (2nd-3rd grade), Take a Snapshot (Preteen)

Memory Verse Activity: Pass the Squeeze (K-1st grade), Pass the Ring (2nd-3rd grade), Verses to Take with You (Preteen)

Prayer Activity: Pray and Dismiss (K-1st grade, 2nd-3rd grade), Make It Personal with Prayer (Preteen)

### **Home: Prompting Action Beyond the Experience**

Parent Cue Card (Print or Email)

Devotionals for Kids

Parent Cue App



### **Bible Story**

The Story of the Lost Son • *Luke 15:11-32*

### **Bottom Line**

God wants everyone to be part of His kingdom.

### **Monthly Memory Verse:**

*"May your kingdom come. May what you want to happen be done on earth as it is done in heaven."* • Matthew 6:10 NIRV

15 min

# Large Group Opener

5 min

## Opener

### What You Need

No supplies needed

### What You Say:

#### OPENER

**HOST:** "Hey, everyone! Welcome back to [Your Environment Name]! I'm so glad you're here today. If this is your first time, we're especially happy you joined us! You came on a great day because our Kingdom Quest keeps getting better and better!"

"We've been learning about God's kingdom all month long, and the full title of our series this month is 'Kingdom Quest—Seeking the Greatest Treasure.'"

"God is good, kind, just, trustworthy, and patient—among other things! And His kingdom is anywhere where He reigns. The kingdom is where the ways of the King are the way things run! And we want Him to spread that good kingdom everywhere!"

"Today, we're going to talk about how **[Bottom Line] God wants everyone to be a part of His kingdom.**"

"But before we jump into anything, we need to wake up our minds, our muscles, and our super-fast reaction skills. Everybody, stand up!"

"I'm going to make a motion, and you copy it as fast as you can. Here we go!"

"Tap your shoulders!"

*(Pause while kids copy the motion.)*

"Spin around one time!"

*(Pause while kids copy the motion.)*

"Reach up like you're grabbing treasure off a tall shelf!"

*(Pause while kids copy the motion.)*

"Duck like a low branch is coming!"


*(Pause while kids copy the motion.)*

"Nice job! Your reflexes are looking sharp."

10 min

## Large Group Game | Rock, Paper, Scissors Showdown!

### What You Need

 Host

1

### What You Do:

- Download the slides or optional videos and have them ready to use. If you do not have screen capabilities, you have Orange's permission to enlarge and print the slides on paper.
- Download music and/or sound effects on an authorized basis from a resource such as Apple Music®, Amazon Music®, and/or a sound effect library and have it ready to play. Or, if you choose to stream music, refer to the terms and conditions of your streaming service. Note that you will likely need a commercial license in order to stream music publicly. Also confirm that your church has appropriate licensing to perform music and sound effects in your kids' environments, such as a blanket PERFORMmusic™ license from CCS. *Note: Legally, a song and/or sound effect belongs to the songwriter/composer who created it and the publisher who markets it. Performance rights organizations (PROs) license public performances (live or recorded) of their members' music. PROs in the U.S. are ASCAP, BMI, and SESAC. It is up to you to make sure your church has permission to perform or play a recording of a song and/or sound effect.*

"Now you're officially warmed up ... which means you're ready for today's game! And this one is epic.

"Today's challenge is called ... 'Rock, Paper, Scissors Showdown!'

*SLIDE: Rock, Paper, Scissors Showdown! Title*

*AUDIO: Upbeat music*

"Here's how it works: Everyone gets to play! You'll partner up with someone else and play one round of Rock, Paper, Scissors. The winner of that round moves on to face another winner. If the round is a tie because you both made the same move, you and your partner can stay paired up for another round. And if you lose, no worries—you become a cheerleader for the person who beat you!

"We'll keep going until we narrow it all the way down to our final two players!

"Sound good? Okay, everybody, partner up! And if you don't have a partner, raise your hand, and a leader will help you!

*(Pause while kids pair up.)*

"Alright, hands ready! Make your move when I say, 'Shoot!' Rock ... paper ... scissors ... SHOOT!

*(Have leaders help monitor the game. Play multiple rounds until there is one pair of kids left. The winner of that round wins the game.)*

"And we have our champion! Congrats, [Kid's Name]! Let's give them a huge round of applause! That was so fun!

*(If time allows, have all the kids pair up again, and start the game over from the beginning.)*

"Looks like it's time to check out our Bottom Line for today! It will help us understand something huge about God's kingdom. We mentioned it earlier, but here's what it says:

*SLIDE: Bottom Line*

**[Bottom Line]** "God wants everyone to be part of His kingdom. Can you say that with me?"

**KIDS AND HOST:** **[Bottom Line]** "God wants everyone to be part of His kingdom."

**HOST:** "We will learn more about that soon! Great job today, friends!"

15 min

# Amazing Music

5 min

## Roll with You | Worship Song

### What You Need

No supplies needed

5 min

## My Everything | Worship Song

### What You Need

No supplies needed

*Note: We've suggested worship songs below from Amazing Music. We've created these worship resources to be developmentally appropriate for elementary and preteen kids by incorporating simple, direct language, fun dance movements, and upbeat, current arrangements.*

*We've chosen specific songs that amplify our teaching content for this month. We recommend that you use these songs as scripted below or combined with other popular worship songs that your kids know and love. Amazing Music is available on APlay with Amazing+, or as an Add-On.*

### What You Say:

#### AMAZING MUSIC

**WORSHIP LEADER:** "Hey, everyone! I'm so glad you're here today. One of the best things we get to do together is worship God. When we worship, we're reminding our hearts who God is, and we're telling Him, 'You're my King, and I trust You!'"

"Let's start with a song that reminds us that no matter what happens in life, we can choose to stay with God. Stand up and sing it out!"

**SONG:** "Roll with You" Dance Motion, Lyric or Instrumental Lyric Videos are available with Amazing Music on APlay

### What You Say:

"Great singing, friends! When we worship, we're not just doing motions or saying words—we're choosing to follow God with our whole hearts.

"Our next song is all about telling God He is good, and He is our everything! This song is called 'My Everything.' Let's worship together!"

**SONG:** "My Everything" Dance Motion, Lyric or Instrumental Lyric Videos are available with Amazing Music on APlay\*

"Awesome job! I love hearing you sing. And here's what's amazing: We don't just worship with songs. We can worship with our words, our choices, and even our prayers.

"Speaking of prayer ... this month, we're learning a verse that's actually part of a prayer Jesus taught His followers. When we pray this verse, we're asking God to bring His kingdom, His goodness, His love, and His ways into our world and into our lives.

5 min

## Memory Verse

### What You Need

No supplies needed

"Our Memory Verse this month is found in Matthew 6:10. I'll read it first, and then I will lead you through it!

*SLIDE: Memory Verse*

**WORSHIP LEADER:** *"May your kingdom come. May what you want to happen be done on earth as it is done in heaven' (Matthew 6:10 NIV)."*

"Now, let me lead you through it! Repeat after me—nice and loud!"

**WORSHIP LEADER:** *"May your kingdom come."*

**KIDS AND WORSHIP LEADER:** *"May your kingdom come."*

**WORSHIP LEADER:** *"May what you want to happen."*

**KIDS AND WORSHIP LEADER:** *"May what you want to happen."*

**WORSHIP LEADER:** *"be done."*

**KIDS AND WORSHIP LEADER:** *"be done."*

**WORSHIP LEADER:** *"on earth as it is done in heaven."*

**KIDS AND WORSHIP LEADER:** *"on earth as it is done in heaven."*

**WORSHIP LEADER:** *"Matthew 6:10!"*

**KIDS AND WORSHIP LEADER:** *"Matthew 6:10!"*

**WORSHIP LEADER:** "Great job, everyone! And remember, this isn't just a verse to memorize. It's a prayer you can pray anywhere, anytime. God hears you. And when we pray this verse, we're asking Him to bring His kingdom close—in our hearts, in our friendships, and everywhere we go."

30 min

# Bible Story

10 min

## StoryLab Bible Story | Video

### What You Need

No supplies needed

### What You Do:

- Download the slides and have them ready to use. If you do not have screen capabilities, you have Orange's permission to enlarge and print the slides on paper.
- Confirm that your church has appropriate licensing to perform or play music and sound effects in your kids' environments (see above under Opener).
- If you'd like, create a double-sided sign with the word "OPEN" on one side of the sign and the word "CLOSED" on the other.
- Place the two-sided "OPEN/CLOSED" sign on the table to use during the teaching.

10 min

## So and So Show Bible Story | Video

### What You Need

No supplies needed






### What You Do:

- Download the slides and have them ready to use. If you do not have screen capabilities, you have Orange's permission to enlarge and print the slides on paper.
- Confirm that your church has appropriate licensing to perform or play music and sound effects in your kids' environments (see above under Opener).
- If you'd like, create a double-sided sign with the word "OPEN" on one side of the sign and the word "CLOSED" on the other.
- Place the two-sided "OPEN/CLOSED" sign on the table to use during the teaching.

10 min

## Bible Story (Live)

### What You Need

 Storyteller	1
 Host	1
 Bible	1
 Table	1
 Create or purchase a two-sided "OPEN/CLOSED" sign that you can turn from one side to the other during the teaching	1

### What You Do:

- Download the slides and have them ready to use. If you do not have screen capabilities, you have Orange's permission to enlarge and print the slides on paper.
- Confirm that your church has appropriate licensing to perform or play music and sound effects in your kids' environments (see above under Opener).
- If you'd like, create a double-sided sign with the word "OPEN" on one side of the sign and the word "CLOSED" on the other.
- Place the two-sided "OPEN/CLOSED" sign on the table to use during the teaching.

### What You Say:

#### BIBLE STORY (STORYTELLER SCRIPT)

*SLIDE: Theme Background*

*(Things to have ready: Set up the table at the front of the teaching area so the Storyteller can place their Bible on it and read from it. Two-sided "OPEN/CLOSED" sign on the table.)*

#### INTRODUCTION

**STORYTELLER:** "You guys are here to learn about God with me! Let's do this!"

"This summer, we're learning about God's kingdom. Our theme is 'Kingdom Quest—Seeking the Greatest Treasure!'"

"God is loving, joyful, peaceful, kind, trustworthy, and patient—among other things. And His kingdom is where those attributes are the order of the day. The kingdom is like the King! He wants to bring His kingdom everywhere, as more and more people are a part of it.

"That's what we're going to talk about in our Bible Story today, but before we get started, I want to see how good your imaginations are. Everyone, stay seated for this one, but get those imaginations ready!"

"Close your eyes for a moment.

"Imagine someone you care about—a friend or someone from school—suddenly shows up after being gone for a long time. You didn't even know if you'd see them again!"

"Picture what you'd do. Would you jump up and down? Would you cheer? Would you run to them? Maybe you'd just stand there with your mouth hanging open.

"Open your eyes.

"Jesus told stories that made people feel all those big feelings, like losing something important and celebrating when something comes back. His stories helped people understand what God's heart is really like.

"And today, we get to hear one of His most surprising stories ever."

### SETTING UP THE STORY

"Everywhere Jesus went, all kinds of people came to listen—people who followed God closely, people who didn't, people who messed up, people who felt left out. Everybody wanted to hear what Jesus had to say.

"But there was a problem: Some of the religious leaders—the rule followers—didn't like that Jesus welcomed everyone. They didn't think certain people were 'good enough' to be near Him.

"Jesus knew exactly what they were thinking. And instead of arguing with them, He did something He loved to do ... He told a story.

"Jesus' stories were called parables, and they're short stories with a deeper meaning. People didn't just hear them. They pictured them. They wondered what they meant.

"And when Jesus told a parable, everyone leaned in a little closer. Because His stories didn't just teach information—they showed people what God's heart is really like.

"Today's Bible Story is one of His most famous parables. It's a story about a family. A story about choices. A story about being lost ... and being welcomed home.

"It all begins with a father and two sons.

*(Hold up the "OPEN/CLOSED" sign, and turn it to the "OPEN" side.)*

"Before we start, take a look at this sign. It says, 'OPEN.' Let's say this sign represents the opening and closing of a house and a life. This will help us understand something important in the story Jesus told. Keep your eyes on it because we're going to use it along the way."

### wrapping up THE STORY

**STORYTELLER:** "Jesus didn't tell this story just to talk about a dad and two sons. He told it because He wanted everyone to understand something huge about God and God's kingdom.

"In Jesus' story, the younger son walked away, made mistakes, and came home expecting punishment ... but the father welcomed him with love.

"And the older son stayed home, did everything right, and still got angry ... but the father loved him too.

"Two sons. Two very different attitudes. One father who kept his arms, and his home, OPEN.

*(Hold up the "OPEN/CLOSED" sign, and turn it to the "OPEN" side.)*

"This sign? It never closed in Jesus' story. Not once. Because God's kingdom doesn't slam shut on people who mess up, and it doesn't shut out people who think they've done everything right.

"Whether someone feels lost ... or angry ... or unsure ... or unworthy ... God's invitation stays open.

"That's what Jesus was teaching us by telling this story! And that's what our Bottom Line today is all about. Let's take a look.

*SLIDE: Bottom Line*

**[Bottom Line] "God wants everyone to be part of His kingdom. Can you say that with me?"**

*(Host enters and joins in.)*

**KIDS, STORYTELLER, AND HOST: [Bottom Line] "God wants everyone to be part of His kingdom."**

10 min

# Closing

5 min

## WHAT'S OUR PART IN THE STORY?

### What You Need

No supplies needed

### What You Say:

#### WHAT'S OUR PART IN THE STORY?

**HOST:** "Sometimes, we're like the younger son. We do what we want instead of what God wants. We don't feel like we've earned God's love. But that's the whole point! You can't earn God's love. God loves you because He made you. God's love is deeper than your greatest sins or your biggest mess-up. There is nothing you can do that will make God love you any less. And the moment you turn back to God, you'll find that He's running to meet you. God is so excited when you return to His love that all of heaven celebrates! God wants you close to Him!

"But sometimes, we're like the older son. We think that others don't deserve God's love because of what they've done. Or we feel like we've done all the right things and earned God's love, so we deserve for Him to give us what we want. But you can't earn God's love in those times, either! God wants you to rest in His love and in all the good things He's already given you. And then you can pass on that love to other people when they mess up.

"No matter who you are or what you've done—no matter whether you're like the older son or the younger son—God loves you. God sent His own Son, Jesus, to make a way for you to be close to Him because God wants everyone to be a part of His kingdom.

"Let's take a quiet moment together to pray and thank God for that. You can bow your heads and close your eyes.

5 min

## PRAYER

### What You Need

No supplies needed

# Getting Ready | K5 Large Group

### What You Say:

#### PRAYER

**STORYTELLER OR HOST:** “God, thank You that Your kingdom is open. You don’t close the door on us when we mess up, or when we get angry, or when we feel far away. Your heart is full of love, and You want every single person to come close to You. Thank You that You welcome us like the father welcomed his son—with open arms.

“Help us remember that Your kingdom is for everyone. Help us treat people with the same love, kindness, and forgiveness You show us. Help us come to You when we mess up ... and help us celebrate when others come close to You too. God, thank You for inviting us into Your family. We love You, and we pray these things in Jesus’ name. Amen.”

*(Dismiss kids to Small Groups.)*

*AUDIO: Play calm music as the kids exit.*

*SLIDE: Theme*

*Optional Video (Media Package): Theme Loop*

#### GETTING READY

Here’s everything you need to know to get ready for this week.

##### APlay

APlay is your all-in-one presentation, preparation, and curriculum ecosystem that saves you time and money. APlay is free with your curriculum subscription! APlay offers powerful tools that build media playlists, compile curriculum documents, auto-update supply lists by child count, cast media to screens, and so much more.

Built to work in harmony with your curriculum, APlay Service Builder allows leaders to drop in, toggle on and off, or customize teaching plans, worship elements, and media assets in seconds. For even more value, upgrade to Amazing+ to unlock the parent app, Parent+.

**Story: Communicating God’s Truth in Engaging Ways (25 minutes)**  
**Worship: Inviting People to Respond to God (10 minutes)**

#### 1. Opener

##### What You Need:

- Host

##### Music and Sound Effects:

- Upbeat music to use as kids enter the room
- Upbeat music to use for the game

**Large Group Visuals:**

- Theme Slide
- "Rock, Paper, Scissors Showdown!" Title Slide
- Bottom Line Slide

**Optional Videos:**

- Theme Loop
- Countdown
- Theme Intro

**What You Do:**

- Download the slides or optional videos and have them ready to use. If you do not have screen capabilities, you have Orange's permission to enlarge and print the slides on paper.
- Download music and/or sound effects on an authorized basis from a resource such as Apple Music®, Amazon Music®, and/or a sound effect library and have it ready to play. Or, if you choose to stream music, refer to the terms and conditions of your streaming service. Note that you will likely need a commercial license in order to stream music publicly. Also confirm that your church has appropriate licensing to perform music and sound effects in your kids' environments, such as a blanket PERFORMmusic™ license from CCS. *Note: Legally, a song and/or sound effect belongs to the songwriter/composer who created it and the publisher who markets it. Performance rights organizations (PROs) license public performances (live or recorded) of their members' music. PROs in the U.S. are ASCAP, BMI, and SESAC. It is up to you to make sure your church has permission to perform or play a recording of a song and/or sound effect.*

**2. Worship and Memory Vers****What You Need:**

- Worship Leader(s)

**Music and Sound Effects:**

- "Roll with You" - available on APlay with Amazing Music
- "My Everything" - available on APlay with Amazing Music

**Large Group Visuals:**

- Theme Slide
- Memory Verse Slide

**What You Do:**

- If you are utilizing the suggested songs from **Amazing Music-**, search for your desired video resource for each song under the Worship section on APlay and add to your service!
- You can access Amazing Music's Dance Motion, Lyric, and Instrumental Videos in APlay under the Worship section.
- Amazing Music Song Trainings are available in Amazing Leaders and FREE on YouTube. <https://www.youtube.com/@AmazingKidsMusic>

- If you are utilizing **the Orange Kids Music** suggestions, simply purchase and download from Store.ThinkOrange.com! You can upload these into APlay for easy use with your 252 curriculum.
- Dance Motion Videos and Lyrics Videos are available for Orange Kids Music songs. For more information, visit Store.ThinkOrange.com.
- *Make sure your church has obtained licensing rights to play or perform music. You can obtain a license to perform worship music from Christian Copyright Licensing International ([www.ccli.com](http://www.ccli.com)). It covers over 200,000 worship songs for congregational singing. You are responsible for including the copyright information on all songs reproduced under the Church Copyright License (including song lyrics projected onscreen). This includes the song title, writer credit(s), copyright notice, and your church's CCLI license number. You can include this information on one of the lyric slides, or you can create a separate slide detailing this information, but the copyright information must appear at least once for each song you play or perform. For example:*

*"Hallelujah" words and music by John Doe*  
 ©2000 Good Music Co.  
 CCLI License # 0000

### 3. Bible Story

#### What You Need:

- Storyteller
- Host
- Bible
- Table
- Create or purchase a two-sided "OPEN/CLOSED" sign that you can turn from one side to the other during the teaching

#### Music and Sound Effects:

- Calm music to use as kids exit the room

#### Large Group Visuals:

- Theme Background Slide
- Bottom Line Slide
- Theme Slide

#### Optional Video:

- Theme Loop

#### Optional Video: (available in APlay)

Our Large Group scripts are interchangeable with these videos so you can plug and play the way you need to each week.

#### For 252 Kids (Kindergarten through 3rd grade):

- StoryLab: Invite elementary kids to engage with inquisitive young hosts as they explore core biblical truths and stories in a STEAM-inspired setting.

#### For 252 Preteen (4th and 5th grade):

- The So & So Show: Guide preteens to explore questions of faith through a YouTube-style show full of humor and lots of zany fun.

**Additional environment enhancements including:**

- Motion graphics, including loops
- Countdown video

**What You Do:**

- Download the slides and have them ready to use. If you do not have screen capabilities, you have Orange's permission to enlarge and print the slides on paper.
- Confirm that your church has appropriate licensing to perform or play music and sound effects in your kids' environments (see above under Opener).
- If you'd like, create a double-sided sign with the word "OPEN" on one side of the sign and the word "CLOSED" on the other.
- Place the two-sided "OPEN/CLOSED" sign on the table to use during the teaching.

# Supplies

## Large Group Game | Rock, Paper, Scissors Showdown!

1. Host

Quantity

1

## Bible Story (Live)

1. Storyteller

1

2. Host

1

3. Bible

1

4. Table

1

5. Create or purchase a two-sided "OPEN/CLOSED" sign that you can turn from one side to the other during the teaching

1