

K-5 | W4

Today's Suggested Schedule—June 2026, Week 4

Bible Story: The Stories of the Hidden Treasure and the Pearl • *Matthew 13:44-46 (Supporting: Matthew 4:18-22)*

Bottom Line: Loving God and His kingdom is most important.

Monthly Memory Verse: "May your kingdom come. May what you want to happen be done on earth as it is done in heaven." • *Matthew 6:10 NIV*

Loud sounds, bright lights, and large groups can be overwhelming or overstimulating for some children. To create a more inclusive large group experience, consider offering adaptive tools like noise-canceling headphones, sunglasses, sensory-friendly items, or access to modified spaces.

Prelude: Setting the Tone for the Experience

See the **Getting Ready** pages at the end of this document for a detailed description of what you'll need for today.

In the **Prelude** folder of your curriculum, you'll find a variety of other resources to help you prepare.

Small Group (15 minutes)

Social: Providing Time for Fun Interaction

Opening Activity

Large Group (35 minutes)

Story: Communicating God's Truth in Engaging Ways

Worship: Inviting People to Respond to God

Opener

Worship

Bible Story

Prayer

Small Group (25 minutes)

Groups: Creating a Safe Place to Connect

Bible Story Review: Find the Pearl (K-1st grade), Hidden Message (2nd-3rd grade), Bible Story Extension and Discussion Questions (Preteen)

Application Activity: What Would You Do? (K-1st grade), What's Worth More? (2nd-3rd grade), Take a Snapshot (Preteen)

Memory Verse Activity: Memory Verse Treasure Chest (K-1st grade), Memory Verse Showdown (2nd-3rd grade), Verses to Take with You (Preteen)

Prayer Activity: Pray and Dismiss (K-1st grade, 2nd-3rd grade), Make It Personal with Prayer (Preteen)

Home: Prompting Action Beyond the Experience

Parent Cue Card (Print or Email)

Devotionals for Kids

Parent Cue App



Bible Story

The Stories of the Hidden Treasure and the Pearl
• *Matthew 13:44-46 (Supporting: Matthew 4:18-22)*

Bottom Line

Loving God and His kingdom is most important.

Monthly Memory Verse

"May your kingdom come. May what you want to happen be done on earth as it is done in heaven." • *Matthew 6:10 NIV*

13 min

Large Group Opener

3 min

Opener

What You Need

No supplies needed

What You Say:

OPENER


HOST: "Hey, everyone! Welcome to [Your Environment Name]! I'm so glad you're here today. If this is your first time, we're extra excited you're here! This month, we've been talking all about God's kingdom! The full title of our series this month is 'Kingdom Quest—Seeking the Greatest Treasure,' and our Kingdom Quest is rolling on today because we're talking about something super important.

"But what is God's kingdom? Well, God is good, kind, just, trustworthy, and patient—among other things! And His kingdom is anywhere where He reigns. The kingdom is where the ways of the King are the way things run! And we want Him to spread that good kingdom everywhere!

10 min

Large Group Game | Bible Statues!

What You Need

 Host

1

What You Do:

- Download the slides or optional videos and have them ready to use. If you do not have screen capabilities, you have Orange's permission to enlarge and print the slides on paper.
- Download music and/or sound effects on an authorized basis from a resource such as Apple Music®, Amazon Music®, and/or a sound effect library and have it ready to play. Or, if you choose to stream music, refer to the terms and conditions of your streaming service. Note that you will likely need a commercial license in order to stream music publicly. Also confirm that your church has appropriate licensing to perform music and sound effects in your kids' environments, such as a blanket PERFORMmusic™ license from CCS. *Note: Legally, a song and/or sound effect belongs to the songwriter/composer who created it and the publisher who markets it. Performance rights organizations (PROs) license public performances (live or recorded) of their members' music. PROs in the U.S. are ASCAP, BMI, and SESAC. It is up to you to make sure your church has permission to perform or play a recording of a song and/or sound effect.*

"But before we talk about God's kingdom more, we need to get everyone moving. Everybody, stand up!

"We're going to play a fun game called 'Bible Statues!'

SLIDE: Bible Statues! Title

"Everyone gets to play at the same time! Here's how it works: I'll call out a Bible character or action, and you freeze in a statue pose that matches it. The goal isn't to win, it's to get creative and have fun! Ready?

AUDIO: Upbeat music

"Alright, first one: David fighting Goliath! Everybody freeze!

(Kids pose.)

"Whoa! Some of you look REALLY brave right now!

"Next one: Noah building the ark! Freeze!

(Kids pose.)

"Nice! Looks like some of you are building the world's tiniest ark!

"Try this one: Jonah inside the big fish! Freeze!

(Kids pose.)

"That is both hilarious and impressive.

"One more: The disciples rowing a boat! Freeze!

(Kids pose.)

"Nice form! Professionals out here!

(As time allows, continue with more rounds. See more example prompts below.)

(Moses parting the Red Sea.)

(God's army marching around the walls of Jericho.)

(Peter walking on water.)

(Zacchaeus climbing a tree.)

(A fisherman casting a net.)

(A woman looking for a lost coin.)

(A person celebrating a great banquet.)

(Mary pretending she's surprised by an angel.)

"You all did awesome! You can go ahead and take a seat. We're unpacking a lot today! But before we do, let's check out our Bottom Line for today.

SLIDE: Bottom Line

[Bottom Line] "Loving God and His kingdom is most important. Can you say that with me?"

KIDS AND HOST: **[Bottom Line]** "Loving God and His kingdom is most important."

HOST: "Great job! Let's get ready to learn more about that!"

6 min

Amazing Music

3 min

Roll with You | Worship Song

What You Need

No supplies needed

3 min

Great Are You Lord | Worship Song

What You Need

No supplies needed

Note: We've suggested worship songs below from Amazing Music. We've created these worship resources to be developmentally appropriate for elementary and preteen kids by incorporating simple, direct language, fun dance movements, and upbeat, current arrangements.

We've chosen specific songs that amplify our teaching content for this month. We recommend that you use these songs as scripted below or combined with other popular worship songs that your kids know and love. Amazing Music is available on APlay with Amazing+, or as an Add-On.

What You Say:

AMAZING MUSIC

WORSHIP LEADER: "Hey, everyone! I'm SO glad you're here today! One of the best parts of our Kingdom Quest is getting to worship God together. When we worship, we're not just singing, we're choosing to focus on the One who loves us most and the One who invites us into His kingdom.

"Let's start with a song that reminds us that on good days, weird days, exciting days, or confusing days, we can choose to be with God. He never leaves us, and we can trust Him every step of the way. This one is called 'Roll with You'!

SONG: "Roll with You" Dance Motion, Lyric or Instrumental Lyric Videos are available with Amazing Music on APlay

"Great singing! Our next song helps us remember something really important: God is great. He gives life, He gives hope, He gives strength, and He fills our hearts with joy. When we sing this next song, think about the amazing things God has done in your life, and imagine handing Him your whole heart. Here we go!

What You Say:

SONG: "Great Are You Lord" Dance Motion, Lyric or Instrumental Lyric Videos are available with Amazing Music on APlay*

"That was beautiful! Worship isn't just something we do with our voices; it's something we do with our lives. Every time you choose love, truth, kindness, or forgiveness, you're showing God that He is most important to you.

Memory Verse

What You Need

No supplies needed

"Now, let's look at our Memory Verse! But before we read it, I want to tell you something important. In heaven, everything happens exactly the way God wants; there is no hurting, no unkind words, no being left out. It's full of love and joy and peace. And Jesus tells us we can ask God to help our world look more like that. Every day, in every place we go, we can ask for God's kingdom to come. May what God wants to happen be done here on earth.

"Our Memory Verse this month is a prayer that Jesus taught His followers to pray that asks for just that. It's found in Matthew 6:10. I'll read it first, and then I will guide you through it!

SLIDE: Memory Verse

WORSHIP LEADER: *"May your kingdom come. May what you want to happen be done on earth as it is done in heaven' (Matthew 6:10 NIV)."*

"Now, let me lead you through it! Repeat after me—nice and loud!"

WORSHIP LEADER: *"May your kingdom come."*

KIDS AND WORSHIP LEADER: *"May your kingdom come."*

WORSHIP LEADER: *"May what you want to happen."*

KIDS AND WORSHIP LEADER: *"May what you want to happen."*

WORSHIP LEADER: *"be done."*

KIDS AND WORSHIP LEADER: *"be done."*

WORSHIP LEADER: *"on earth as it is done in heaven."*

KIDS AND WORSHIP LEADER: *"on earth as it is done in heaven."*

WORSHIP LEADER: *"Matthew 6:10!"*

KIDS AND WORSHIP LEADER: *"Matthew 6:10!"*

WORSHIP LEADER: "Awesome job! This verse is more than words; it's a prayer we can pray all the time. When we don't know what to do, when we want to make the right choice, or when we need God's help, we can pray this: 'God, let Your kingdom come. Help Your ways and Your love show up in my life.'

"Keep that verse close to your heart as we keep exploring what God's kingdom is like!"

15 min

Bible Story

5 min

StoryLab Bible Story | Video

What You Need

No supplies needed

What You Do:

- Download the slides and have them ready to use. If you do not have screen capabilities, you have Orange's permission to enlarge and print the slides on paper.
- Confirm that your church has appropriate licensing to perform or play music and sound effects in your kids' environments (see above under Opener).
- Place the gold coins in the treasure box.
- Place the treasure box and the items that represent hobbies and priorities on the table for the teaching.

5 min

So and So Show Bible Story | Video

What You Need

No supplies needed








What You Do:

- Download the slides and have them ready to use. If you do not have screen capabilities, you have Orange's permission to enlarge and print the slides on paper.
- Confirm that your church has appropriate licensing to perform or play music and sound effects in your kids' environments (see above under Opener).
- Place the gold coins in the treasure box.
- Place the treasure box and the items that represent hobbies and priorities on the table for the teaching.

5 min

Bible Story (Live)

What You Need

 Storyteller	1
 Host	1
 Table	1
 Wooden box for the treasure box	1
 Pretend gold coins	1
 Items to represent hobbies and priorities (Sports helmet, basketball, toy, book, stuffed animal, hoodie, makeup, backpack, etc.)	Several
 Bible	1

What You Do:

- Download the slides and have them ready to use. If you do not have screen capabilities, you have Orange's permission to enlarge and print the slides on paper.
- Confirm that your church has appropriate licensing to perform or play music and sound effects in your kids' environments (see above under Opener).
- Place the gold coins in the treasure box.
- Place the treasure box and the items that represent hobbies and priorities on the table for the teaching.

What You Say:

BIBLE STORY (STORYTELLER SCRIPT)

SLIDE: Theme Background

(Things to have ready: Make sure the table is set on stage so the Storyteller can place their Bible on it and read from it. Treasure box and items that represent hobbies and priorities on the table.)

INTRODUCTION

STORYTELLER: "Hey, everyone! I'm so excited you're here! We are going to learn about God together! Our theme is this month is 'Kingdom Quest—Seeking the Greatest Treasure!'"

"All summer long, we're going to learn about God's kingdom! But what is God's kingdom? Well, God is loving, joyful, peaceful, kind, trustworthy, and patient—among other things. And His kingdom is where those attributes are the order of the day. The kingdom is like the King!

"And God's kingdom is the most important thing—that's what we're going to talk about in our Bible Story today. But before we get started learning more about God's kingdom, let me ask you a quick question: Has anyone here ever wished they could find real treasure? Raise your hand!

(Pause while kids respond.)

"YES! Same here! I mean, imagine this: You're walking through your backyard or the park, and, hold on, you see something sticking out of the ground. You pull it out ... and it's a rusty old key. But not just any key ... the kind that looks like it opens a treasure chest! And then, buried next to it, you find the treasure chest that the key opens! Jackpot!

"Or maybe you're digging in the sandbox, and you hear a *thunk!* Your shovel hits something hard. You brush the sand away, and your eyes get huge because ... is that a treasure box?

"Treasure makes your brain go wild, right? Your imagination takes off! You start wondering, 'What's inside? Is it gold? Jewels? A secret clue?'"

"Well, today, we're going to look at two stories Jesus told about treasure—real treasure. Not pirate treasure or movie treasure ... but the kind of treasure that makes people stop everything they're doing just to have it.

"And here's the coolest part: These stories are really short, but the meaning inside them is big. Like ... 'change-your-life' big.

"So get ready. Zip open your adventure brains. Turn on your treasure radar. Because Jesus is about to show us something more valuable than anything we could ever dig up."

SETTING UP THE STORY

STORYTELLER: "Before we jump into these treasure stories Jesus told, there's something really cool you need to know about the way He taught. Jesus loved using stories. And not just any stories, He used stories with hidden meaning inside. They're called parables. Can you say, 'parables'?"

KIDS: "Parables!"

STORYTELLER: "Exactly! Parables were short, simple stories about everyday stuff—things like farming, fishing, baking, and building. Things people saw every day. But inside each simple story was a truth that helped people understand God and His kingdom.

"When Jesus shared these stories, people had to listen carefully. They had to think. They had to wonder, 'What is Jesus trying to show us?'"

The hidden treasure

STORYTELLER: "Jesus told His friends a story about something incredible—a treasure hidden in a field. Let's see what it says.

(Open the Bible and read Matthew 13:44 NIV.)

"The kingdom of heaven is like treasure that was hidden in a field. When a man found it, he hid it again. He was very happy. So he went and sold everything he had. And he bought that field."

"Imagine finding treasure you didn't even know was there—the best treasure you could ever dream of! Jesus said the man was so excited and so filled with joy that he sold everything he owned just to make that treasure his.

"He wasn't sad. He wasn't unsure. He knew he'd found something better than anything else he had. That's what Jesus wanted us and everyone listening to understand: **God's kingdom is worth more than everything else in our lives.**

"Not because the other things are bad ... but because nothing compares to knowing God and being close to Him.

(Pick up **several** items one by one.)

"These are all things that can feel important to us, or maybe they're even things we focus on too much. These items represent our priorities, whether good or bad.

(Hold up a sports item.)

"Sports are fun, exciting, and something we love.

(Hold up a small toy or game.)

"Games or hobbies—these are things we never want to lose.

(Hold up a cozy item.)

"Comforting things—these make us feel safe.

(Look at the **treasure box** on the table.)

"But Jesus said there is one treasure that's worth more than all of these together.

(Gently put down the smaller items, and pick up the treasure box with both hands.)

"When the man found the treasure, he didn't feel like he was losing anything. He knew he was choosing the most important thing.

"Jesus wants us to understand the same thing."

the pearl of great value

STORYTELLER: "Jesus told another treasure story, but this one was a little different.

(Open the Bible and read Matthew 13:45-46 NIV.)

"Again, the kingdom of heaven is like a trader who was looking for fine pearls. He found one that was very valuable. So he went away and sold everything he had. And he bought that pearl."

"In this story, the man wasn't surprised like in the first story. He knew exactly what he was searching for. He looked at pearls every day—ordinary ones, pretty ones, good ones.

"But then, he found it. **THE** pearl. The rarest, most beautiful pearl he'd ever seen.

"And when he found it, he realized something important: 'All the other things I have ... they're good. But they're not THIS!'

"So he sold everything to get the one thing that mattered most.

"Jesus told this parable so we could understand something powerful: **If we really knew how good God is ... we'd never want to trade Him for anything else.** God's kingdom isn't one important thing; it's the MOST important thing.

(Pick up two or three of the items again.)

"You might have lots of things you like in life. Things that make you happy ... Things that take up your time ... Priorities in your life.

"But just like the pearl merchant, when you discover the **greatest treasure**, nothing else compares.

(Gently put down all the items, and pick up the treasure box. Open it, and show the gold coins inside.)

"This is what Jesus wanted us to understand: When you make God and His kingdom first in your life, you discover something better than anything you could hold onto.

"Not because the other things are bad, but because this treasure is worth everything. More valuable than anything else we could chase."

THE DISCIPLES CHOOSE THE MOST IMPORTANT THING

STORYTELLER: "Now let's talk about a real-life example of this. One day, Jesus was walking by the Sea of Galilee, and He saw two brothers: Peter and Andrew. They were fishing. Fishing wasn't a hobby for them—it was their job. Their nets and boats were how they lived.

(Open the Bible and read Matthew 4:18-20 NIV.)

One day Jesus was walking beside the Sea of Galilee. There he saw two brothers, Simon Peter and his brother Andrew. They were throwing a net into the lake, because they were fishermen. "Come and follow me," Jesus said. "I will send you out to fish for people." At once they left their nets and followed him.

"Then Jesus called two more brothers, James and John. The Bible says they left their boat and their father because they met Jesus. And when you meet Jesus, He changes everything in the best way.

"Just like the men in the treasure stories, the disciples realized something amazing: **When you find what matters most, you're willing to let go of everything else.**

"Jesus was inviting them into something better. Into God's kingdom. Into a life of meaning, purpose, and love. Into getting to know Him and following Him.

(Pick up two or three of the items again.)

"These items represent many things in our lives, whether good or bad.

"But if we aren't careful, we can get consumed with all the different priorities in our lives.

(Set the items down, and pick up the treasure box.)

"But this is what the disciples chose: They chose the treasure. They chose God's kingdom. They chose the MOST important thing.

"And Jesus gives us the same invitation."

wrapping up THE STORY

STORYTELLER: "Jesus told these treasure stories for one big reason: He wanted everyone to understand what God's kingdom is really worth.

"In the first story, a man found treasure so valuable that he joyfully sold everything to buy it. In the second story, a pearl expert found one perfect pearl, and nothing mattered more than getting it.

"And then we saw the disciples. When Jesus called them, they didn't hold on to their nets or their old lives. They followed Him right away because they knew He was worth more than anything.

"Jesus wanted us to see that God's kingdom is the greatest treasure. Nothing compares to knowing God, loving Him, and living the life He calls us to.

"And that's what our Bottom Line today is all about! Let's take a look.

SLIDE: Bottom Line

[Bottom Line] "Loving God and His kingdom is most important. Can you say that with me?"

(Host enters and joins in.)

KIDS, STORYTELLER, AND HOST: **[Bottom Line]** "Loving God and His kingdom is most important."

10 min

Closing

5 min

WHAT'S OUR PART IN THE STORY?

What You Need

No supplies needed

5 min

PRAYER

What You Need

No supplies needed

What You Say:

WHAT'S OUR PART IN THE STORY?

HOST: "Make getting to know God and His kingdom the most important thing in your life. You can do this by making spending time with God the most important thing you do. You can make it a priority to spend time with God every day—and you can get to know who He is by reading the Bible.

"And go through every day with Him as your closest friend too. Since God is the most important, talk to Him about absolutely everything. As you go through life, you can say, 'God, I loved that breakfast so much,' Or, 'God, I'm really nervous about swim practice.' Or, 'God, is there anything You would like me to do here?'

"Since Jesus is an exact picture of what God is like, we can make God's kingdom most important when we live like Jesus. Since Jesus is loving, joyful, just, compassionate, trustworthy, and kind, then God's kingdom is like that too. We can be loving, joyful, just, compassionate, trustworthy, and kind everywhere we go to show that God's kingdom is the most important.

"Getting to know God and living out His ways is the greatest treasure! Let's all make Him the most important thing for the rest of our lives!"

What You Say:

PRAYER

STORYTELLER OR HOST: "Let's take a quiet moment together, friends. You can close your eyes and get still as we talk to Jesus.

"God, Your kingdom is the greatest treasure we could ever find. Being close to You is worth more than anything else in our lives. Help us remember what matters most. When we get busy, distracted, or pulled in lots of directions, remind us to choose You first. Teach us to love You with all our hearts. Thank You for inviting every one of us into Your kingdom. Help us treasure You more than anything. We love You, and we pray these things in Jesus' name. Amen."

(Dismiss kids to Small Groups.)

AUDIO: Play calm music as the kids exit.

Getting Ready | K5

Large Group

SLIDE: Theme

Optional Video (Media Package): Theme Loop

GETTING READY

Here's everything you need to know to get ready for this week.

APlay

APlay is your all-in-one presentation, preparation, and curriculum ecosystem that saves you time and money. APlay is free with your curriculum subscription! APlay offers powerful tools that build media playlists, compile curriculum documents, auto-update supply lists by child count, cast media to screens, and so much more.

Built to work in harmony with your curriculum, APlay Service Builder allows leaders to drop in, toggle on and off, or customize teaching plans, worship elements, and media assets in seconds. For even more value, upgrade to Amazing+ to unlock the parent app, Parent+.

Story: Communicating God's Truth in Engaging Ways (25 minutes)

Worship: Inviting People to Respond to God (10 minutes)

1. Opener

What You Need:

- Host

Music and Sound Effects:

- Upbeat music to use as kids enter the room
- Upbeat music to use for the game

Large Group Visuals:

- Theme Slide
- "Bible Statues! Title" Slide
- Bottom Line Slide

Optional Videos:

- Theme Loop
- Countdown
- Theme Intro

What You Do:

- Download the slides or optional videos and have them ready to use. If you do not have screen capabilities, you have Orange's permission to enlarge and print the slides on paper.

- Download music and/or sound effects on an authorized basis from a resource such as Apple Music®, Amazon Music®, and/or a sound effect library and have it ready to play. Or, if you choose to stream music, refer to the terms and conditions of your streaming service. Note that you will likely need a commercial license in order to stream music publicly. Also confirm that your church has appropriate licensing to perform music and sound effects in your kids' environments, such as a blanket PERFORMmusic™ license from CCS. *Note: Legally, a song and/or sound effect belongs to the songwriter/composer who created it and the publisher who markets it. Performance rights organizations (PROs) license public performances (live or recorded) of their members' music. PROs in the U.S. are ASCAP, BMI, and SESAC. It is up to you to make sure your church has permission to perform or play a recording of a song and/or sound effect.*

2. Worship and Memory Verse

What You Need:

- Worship Leader(s)

Music and Sound Effects:

- "Roll with You" - available on APlay with Amazing Music
- "Great Are You Lord" - available on APlay with Amazing Music

Large Group Visuals:

- Theme Slide
- Memory Verse Slide

What You Do:

- If you are utilizing the suggested songs from **Amazing Music-**, search for your desired video resource for each song under the Worship section on APlay and add to your service!
- You can access Amazing Music's Dance Motion, Lyric, and Instrumental Videos in APlay under the Worship section.
- Amazing Music Song Trainings are available in Amazing Leaders and FREE on YouTube. <https://www.youtube.com/@AmazingKidsMusic>
- If you are utilizing **the Orange Kids Music** suggestions, simply purchase and download from Store.ThinkOrange.com! You can upload these into APlay for easy use with your 252 curriculum.
- Dance Motion Videos and Lyrics Videos are available for Orange Kids Music songs. For more information, visit Store.ThinkOrange.com.

- *Make sure your church has obtained licensing rights to play or perform music. You can obtain a license to perform worship music from Christian Copyright Licensing International (www.ccli.com). It covers over 200,000 worship songs for congregational singing. You are responsible for including the copyright information on all songs reproduced under the Church Copyright License (including song lyrics projected onscreen). This includes the song title, writer credit(s), copyright notice, and your church's CCLI license number. You can include this information on one of the lyric slides, or you can create a separate slide detailing this information, but the copyright information must appear at least once for each song you play or perform. For example:*

*"Hallelujah" words and music by John Doe
©2000 Good Music Co.
CCLI License # 0000*

3. Bible Story

What You Need:

- Storyteller
- Host
- Bible
- Table
- Wooden box for the treasure box
- Pretend gold coins
- Items to represent hobbies and priorities (Sports helmet, basketball, toy, book, stuffed animal, hoodie, makeup, backpack, etc.)

Music and Sound Effects:

- Calm music to use as kids exit the room

Large Group Visuals:

- Theme Background Slide
- Bottom Line Slide
- Theme Slide

Optional Video:

- Theme Loop

Optional Video: (available in APlay)

Our Large Group scripts are interchangeable with these videos so you can plug and play the way you need to each week.

For 252 Kids (Kindergarten through 3rd grade):

- StoryLab: Invite elementary kids to engage with inquisitive young hosts as they explore core biblical truths and stories in a STEAM-inspired setting.

For 252 Preteen (4th and 5th grade):

- The So & So Show: Guide preteens to explore questions of faith through a YouTube-style show full of humor and lots of zany fun.

Additional environment enhancements including:

- Motion graphics, including loops

- Countdown video

What You Do:

- Download the slides and have them ready to use. If you do not have screen capabilities, you have Orange's permission to enlarge and print the slides on paper.
- Confirm that your church has appropriate licensing to perform or play music and sound effects in your kids' environments (see above under Opener).
- Place the gold coins in the treasure box.
- Place the treasure box and the items that represent hobbies and priorities on the table for the teaching.

Supplies

Large Group Game | Bible Statues!

	Quantity
1. Host	1

Bible Story (Live)

	Quantity
1. Storyteller	1
2. Host	1
3. Table	1
4. Wooden box for the treasure box	1
5. Pretend gold coins	1
6. Items to represent hobbies and priorities (Sports helmet, basketball, toy, book, stuffed animal, hoodie, makeup, backpack, etc.)	Several
7. Bible	1