

2-3 | W1

Today's Suggested Schedule—June 2026, Week 1

Bible Story: What Is God's Kingdom? The Stories of the Mustard Seed and the Yeast • *Matthew 13:31-34*

Bottom Line: Jesus shows us God's kingdom.

Monthly Memory Verse: "May your kingdom come. May what you want to happen be done on earth as it is done in heaven." • *Matthew 6:10* NIRV

Loud sounds, bright lights, and large groups can be overwhelming or overstimulating for some children. To create a more inclusive large group experience, consider offering adaptive tools like noise-canceling headphones, sunglasses, sensory-friendly items, or access to modified spaces.

Prelude: Setting the Tone for the Experience

See the **Getting Ready** pages at the end of this document for a detailed description of what you'll need for today.

In the **Prelude** folder of your curriculum, you'll find a variety of other resources to help you prepare.

Small Group (15 minutes)

Social: Providing Time for Fun Interaction

Opening Activity

Large Group (35 minutes)

Story: Communicating God's Truth in Engaging Ways

Worship: Inviting People to Respond to God

Opener

Worship

Bible Story

Prayer

Small Group (25 minutes)

Groups: Creating a Safe Place to Connect

Bible Story Review: Mustard Seed Cross (K-1st grade), Amplifying Sound (2nd-3rd grade), Bible Story Extension and Discussion Questions (Preteen)

Application Activity: Yeast Inflating Balloon (K-1st grade), Pass the Mustard Seed (2nd-3rd grade), Take a Snapshot (Preteen)

Memory Verse Activity: Memory Verse Motions (K-1st grade), Build God's Kingdom (2nd-3rd grade), Verses to Take with You (Preteen)

Prayer Activity: Pray and Dismiss

Home: Prompting Action Beyond the Experience

Parent Cue Card (Print or Email)

Devotionals for Kids

Parent Cue App



Bible Story

What Is God's Kingdom? The Stories of the Mustard Seed and the Yeast • *Matthew 13:31-34*

Bottom Line

Jesus shows us God's kingdom.

Monthly Memory Verse

"May your kingdom come. May what you want to happen be done on earth as it is done in heaven." • *Matthew 6:10* NIRV







5 min

Social

5 min

23 Social Activity | Made to Create

What You Need

	Offering container	1
	Paper	1
	Coloring supplies	Several
	Optional: Plain paper folded in quarters instead of "Paper Parable" Activity Page	1
	EveryChild Pro-Tips: Fun stickers	Several
	"Paper Parable" Activity Page	1



EveryChild tips

For a kid who is hesitant to draw, offer stickers! They can tell their story by placing stickers on the pages of their book.

Providing Time for Fun Interaction

What You Do:

Before the Activity:

- Print "Paper Parable" on paper, one per kid.

During the Activity:

- Greet each kid by name with a fist bump, high-five, smile, or wave as they arrive.
- Invite any kids who brought an offering to place it in the offering container.
- Tell the kids they get to be storytellers and create their very own storybook!
- Give each kid a "Paper Parable" Activity Page, and encourage them to draw a picture on the front for the cover and then open their book to the different pages and draw their story.
- As they work, ask them about their drawings. You can ask, "Can you tell me the story you're drawing?"

What You Say:

"Wow, you are all such wonderful storytellers! I love the story you drew about your [family or pet or the big red ball]. You are great at making stories! Did you know that Jesus loved to tell stories too? When Jesus taught, He often used stories called *parables*. A parable is a short story using everyday objects and situations to help explain something about God and His kingdom. Jesus would tell stories using things like flour, and seeds, and things people recognized from their everyday lives! Let's go hear one of the stories Jesus told. Come on!"







5 min

Bible Story Review

5 min

23 – Amplifying Sound | Made to Explore

What You Need

 Bible	1
 Plastic tablecloth	1
 Large, shallow plastic container	1
 Water	1
 Metal bowls and pans	Several
 Chopsticks or metal spoons	Several

Creating a Safe Place to Connect

What You Do:

Before the Activity:

- Spread the tablecloth on the floor.
- Fill the plastic container with water and place in the middle of the tablecloth.
- Place the bowls/pans and chopsticks/spoons near the container.

During the Activity:

- Open your Bible to Matthew 13:31-34 and show the kids where today's Bible Story can be found.
- Say: "But before we learn about what Jesus said that day, let's learn about something cool He did to help people hear!"
- Gather the kids around the container and explain that so many people wanted to hear what Jesus had to say that day that He chose to teach from a boat!
- Hold one of the bowls/pans in the air and clank it with a chopstick/spoon.
- Now place the bowl/pan in the water and clank it again to hear the difference.
- Let each kid take a turn tapping the bowl/pan in the water.
- Explain that when Jesus spoke from the boat, the water helped carry His voice so all the big crowds could hear Him, kind of like a microphone!

What You Say:

"It's so cool to hear how the sound is louder in the water! That was such a cool experiment.

"One day, as Jesus was teaching people beside the Sea of Galilee, so many people crowded around that Jesus actually got into a boat and spoke from there. You know what's super cool? The water would have actually amplified Jesus' voice. It was like a sound system!

"Jesus told the people listening: *'The kingdom of heaven is like a mustard seed. Someone took the seed and planted it in a field. It is the smallest of all seeds. But when it grows, it is the largest of all garden plants. It becomes a tree. Birds come and rest in its branches'* (Matthew 13:31-32 NIV).

"Now, the people listening to Jesus knew exactly what a mustard seed looks like. It's a tiny little round ball, not much bigger than a speck. But while most herb plants stay pretty small, under the right conditions, a mustard seed can grow into a plant so big, it's the size of a tree! It's an

amazing picture: Something so small you can barely see it grows up into a leafy, branching tree that provides rest and shelter.

"Then from Jesus' boat microphone on the sea, He said this: '*The kingdom of heaven is like yeast,*' he said. '*A woman mixed it into 60 pounds of flour. The yeast worked its way all through the dough*' (Matthew 13:33 NIV).

"Jesus said that God's kingdom is like tiny bit of yeast that spreads in dough and makes the whole dough rise. In other words, God's kingdom may start small, but it grows and grows.

"That's what God's kingdom is like! When Jesus returned to heaven, there were only a few hundred believers. But as the Holy Spirit enabled those believers to share about Jesus and the love of God, more and more people began to follow Jesus. And now, around 2.5 billion people across the whole world say they believe in Jesus. Jesus taught and told stories because He wanted us to know about God's kingdom! **[Bottom Line] Jesus shows us God's kingdom.**"




5 min

Application Activity

5 min

23 – Pass the Mustard Seed | Made to Move

What You Need

	Small bowl	1
	Tiny seeds (like mustard seeds or poppy seeds)	Several
	Plastic spoons	1

Creating a Safe Place to Connect

What You Do:

Before the Activity:

- Pour several mustard seeds into the bowl.

During the Activity:

- Invite the kids to sit in a close circle.
- Show kids a single, tiny seed by holding it on your finger. Talk about how small it is.
- Explain that Jesus said God's kingdom starts small, like this seed, but grows into something big and amazing!
- Give each kid a plastic spoon.
- Place one seed on the first kid's spoon.
- Challenge the kids to carefully pass the seed from their spoon to the next person's spoon without it falling.
- See if the group can pass the seed all the way around the circle.

What You Say:

"Great job! That was tricky, but you did it! It's amazing that something so tiny can grow to be something so big. God's kingdom started small, but it grew into something big as more people began to follow Jesus and start their forever friendship with Him.

"As a follower of Jesus, the King, you don't have to grow God's kingdom. That's God's job. But you can point to it! When you're kind to someone who is lonely, you're pointing to Jesus and saying, 'Hey, the King of this kingdom is kind like this!' When you forgive someone for breaking your game controller, you're pointing to Jesus and saying, 'Hey, the King of this kingdom is forgiving, like this.'

"And maybe they'll ask why you're different. And you can tell them that Jesus, the King, loves them too and wants to be their forever friend! You can point to Jesus, the King!

"God is so powerful that He can take our small, everyday actions and turn them into something bigger than we can imagine. Every time we point to the good King and His kingdom, we are planting a small seed that God can grow into something big and wonderful. God loves to grow His kingdom bigger and bigger as more people come to follow Him!

"God has always been out to grow His kingdom! That's one of the things Jesus taught us while He was on earth. **[Bottom Line] Jesus shows us God's kingdom."**







5 min

Memory Verse Activity

5 min

23 – Build God’s Kingdom | Made to Create

What You Need

	Bibles	1
	Cardstock	1
	Sugar cubes	15
	Small bowls or plates, one for every two kids	1
	Craft glue	1
	“Build God’s Kingdom” Activity Page,	1

Creating a Safe Place to Connect

What You Do:

Before the Activity:

- Print “Build God’s Kingdom” on cardstock, one per kid.
- Pour sugar cubes into bowls or on plates, one for every two kids.

During the Activity:

- Give every kid a Bible and direct them to look up Matthew 6:10.
- Demonstrate how to look up the Memory Verse using the Bible Navigation Tips below:

Finding verses for 2nd-3rd graders: Guide them to open their Bibles to the front and find the table of contents. (Hold up a Bible opened to the table of contents to show the kids what the page looks like.) When the kids find the table of contents, lead them to find the name of the book in the list. When they find the book, lead them to look at the page number beside it. Explain that the number tells them on what page they can find that book. Help the kids find the page. When they find the book, explain that the big numbers on the page are the chapter numbers. Help them find the correct chapter. Then explain that the small numbers are verse numbers. Help them find the correct verse in that chapter.

- Repeat the Memory Verse out loud together several times.
- Review any words that might be unfamiliar to the kids.
- Invite the kids to set their Bibles aside.
- Explain that when we pray this verse, we are asking God to help earth look more like God’s kingdom.
- Ask: “What are some attributes of God? What is God like?” (If the kids are stuck, you can share that God is loving, joyful, peaceful, patient, kind, and just.)
- Say: God’s kingdom is where He reigns as King! It’s where all of those attributes—His love, joy, peace, kindness, and justice—are the way things operate because He is the King. And that’s what we want to come more on earth!
- Give each kid a “Build God’s Kingdom” Activity Page, and set out the glue and sugar cubes.
- Encourage kids to glue the sugar cubes to their paper to create the most amazing tower or castle.
- As kids build, repeat the Memory Verse.

What You Say:

“Look at this amazing kingdom you built! Our Memory Verse helps us remember to ask God to make the world look more like His kingdom—where God’s love, joy, peace, kindness, and justice are the way things operate. Let’s open the Bible to Matthew 6:10 like you just did.

(Open Bible.) I'll read our Memory Verse out loud: "May your kingdom come. May what you want to happen be done on earth as it is done in heaven" (Matthew 6:10 NIV).

"Let's talk about what that means. 'May your kingdom come' means God is our King. 'May what you want to happen' means we listen to God and do what He says. 'Be done on earth'—that's where we live. 'As it is done in heaven'—heaven is where God reigns totally and completely as King. As we learn and remember our Memory Verse, we can make it our prayer to make earth more like heaven, more like God's kingdom. God's kingdom is anywhere He reigns as King! It's in heaven, and anywhere He's King on earth.

"When you follow Jesus, you get to be a part of God's kingdom! You're living in the kingdom of God every day. Ask the Holy Spirit to transform you to become more like Jesus so you can live out the kingdom in the way Jesus shows us. As you begin to transform, the Holy Spirit can work through you to point to God's kingdom wherever you are: in your home, your neighborhood, your school, and your city. In fact, God calls us to partner with Him to show His kingdom in the places where we live. **[Bottom Line]** Jesus shows us God's kingdom, and He invites us to join Him as He builds it!"





5 min

Prayer

5 min

23 – Pray and Dismiss | Made to Reflect *Uses Minimal Supplies*

What You Need

	Construction paper	1
	Scissors	1
	Coloring supplies	1
	Clear tape	1

Creating a Safe Place to Connect

What You Do:

Before the Activity:

- Cut paper into one-inch to two-inch wide strips, one per kid.

During the Activity:

- Give each kid a strip of paper and ask them to write or draw one way they can show God's love.
- Take one kid's strip, form it into a circle, and tape it closed.
- Take the next kid's strip and loop it through the first circle before taping it, starting a chain.
- Continue adding each kid's strip to create a long paper prayer chain.

What You Say:

"Look how our small circles are making one big, long chain! Our prayers are like this. Each one is small, but when we pray together, they make something big and beautiful. Our Kingdom Quest is to push back the darkness and bring the light of God's love wherever we go, always relying on God's Holy Spirit to guide us. Not only do we get to share God's story, but we get to live it out, every day of our lives. We can live it out and share God's love at school, at the park, and in our neighborhood. We can do small things every single day to point to God's kingdom wherever we go. Let's pray and ask God to help us share His love this week."

Prayer:

"Dear God, thank You for Jesus. Thank You that Jesus shows us God's kingdom. Help us to point to Your kingdom this week wherever we go. May Your kingdom come. We love You, God, and we pray these things in Jesus' name. Amen."

As adults arrive to pick up, encourage kids that small acts of kindness can point to God's kingdom in a big way!

Getting Ready | 23

Small Group

GETTING READY

Here's everything you need to know to get ready for this week.

SOCIAL:

Opening Activity

Made to Play

What You Need:

- Offering container, one per Small Group
- "Paper Parable" Activity Page, one per kid
- Paper, one piece per kid
- Coloring supplies, several per Small Group
- *Optional: Plain paper folded in quarters instead of "Paper Parable" Activity Page, one per kid*

EveryChild Supplies:

- *Optional: Fun stickers*

What You Do:

- Print "Paper Parable" on paper, one per kid.

GROUPS:

Choose as many of these activities as you like.

1. Amplifying Sound

[Talk about God | Bible Story Review]

Made to Explore

What You Need:

- Bible, one per Small Group
- Plastic tablecloth, one per Small Group
- Large, shallow plastic container, one per Small Group
- Water, one per Small Group
- Metal bowls and pans, several per Small Group
- Chopsticks or metal spoons, several per Small Group

What You Do:

- Spread the tablecloth on the floor.
- Fill the plastic container with water and place in the middle of the tablecloth.
- Place the bowls/pans and chopsticks/spoons near the container.

2. Pass the Mustard Seed

[Live for God | Application Activity]

Made to Move

What You Need:

- Small bowl, one per Small Group
- Tiny seeds (like mustard seeds or poppy seeds), several seeds per Small Group
- Plastic spoons, one per kid

What You Do:

- Pour several mustard seeds into the bowl.

3. Build God's Kingdom

[Hear from God | Memory Verse Activity]

Made to Create

What You Need:

- Bibles, one per kid
- "Build God's Kingdom" Activity Page, one per kid
- Cardstock, one piece per kid
- Sugar cubes, fifteen or more per kid
- Small bowls or plates, one for every two kids
- Craft glue, one bottle per kid

What You Do:

- Print "Build God's Kingdom" on cardstock, one per kid.
- Pour sugar cubes into bowls or on plates, one for every two kids.

4. Pray and Dismiss

[Pray to God | Prayer Activity]

Made to Reflect

What You Need:

- Construction paper, several sheets per Small Group
- Scissors, one pair per Small Group
- Coloring supplies, one per kid
- Clear tape, one roll per Small Group

What You Do:

- Cut paper into one-inch to two-inch wide strips, one per kid.

HOME: Prompting Action Beyond the Experience

- Print on cardstock or email this week's devotionals and Parent Cue cards.
- Tell parents about our additional family resource: **Parent Cue App**.

Supplies

23 Social Activity | Made to Create

	Quantity
1. Offering container	1
2. Paper	1
3. Coloring supplies	Several
4. Optional: Plain paper folded in quarters instead of "Paper Parable" Activity Page	1
5. EveryChild Pro-Tips: Fun stickers	Several
6. "Paper Parable" Activity Page	1

23 – Amplifying Sound | Made to Explore

	Quantity
1. Bible	1
2. Plastic tablecloth	1
3. Large, shallow plastic container	1
4. Water	1
5. Metal bowls and pans	Several
6. Chopsticks or metal spoons	Several

23 – Pass the Mustard Seed | Made to Move

	Quantity
1. Small bowl	1
2. Tiny seeds (like mustard seeds or poppy seeds)	Several
3. Plastic spoons	1

23 – Build God's Kingdom | Made to Create

	Quantity
1. Bibles	1
2. Cardstock	1
3. Sugar cubes	15
4. Small bowls or plates, one for every two kids	1
5. Craft glue	1
6. "Build God's Kingdom" Activity Page,	1

23 – Pray and Dismiss | Made to Reflect *Uses Minimal Supplies*

	Quantity
1. Construction paper	1
2. Scissors	1
3. Coloring supplies	1
4. Clear tape	1