

# 2-3 | W2

## Today's Suggested Schedule—June 2026, Week 2

**Bible Story:** The Story of the Lost Sheep • *Luke 15:1-7 (supporting 1 Timothy 1:15)*

**Bottom Line:** Jesus made a way for you to be part of God's kingdom.

**Monthly Memory Verse:** *"May your kingdom come. May what you want to happen be done on earth as it is done in heaven."* • Matthew 6:10 NIRV

Loud sounds, bright lights, and large groups can be overwhelming or overstimulating for some children. To create a more inclusive large group experience, consider offering adaptive tools like noise-canceling headphones, sunglasses, sensory-friendly items, or access to modified spaces.

### Prelude: Setting the Tone for the Experience

See the **Getting Ready** pages at the end of this document for a detailed description of what you'll need for today.

In the **Prelude** folder of your curriculum, you'll find a variety of other resources to help you prepare.

### Small Group (15 minutes)

#### Social: Providing Time for Fun Interaction

Opening Activity

### Large Group (35 minutes)

#### Story: Communicating God's Truth in Engaging Ways

#### Worship: Inviting People to Respond to God

Opener

Worship

Bible Story

Prayer

### Small Group (25 minutes)

#### Groups: Creating a Safe Place to Connect

Application Activity: One Missing Sheep (K-1st grade), Would You Rather? (2nd-3rd grade), Take a Snapshot (Preteen)

Bible Story Review: Corral the Sheep (K-1st grade), Found Sheep (2nd-3rd grade), Bible Story Extension and Discussion Questions (Preteen)

Memory Verse Activity: One Sheep Says the Verse (K-1st grade), Find the Missing Sheep Verse (2nd-3rd grade), Verses to Take with You (Preteen)

Prayer Activity: Pray and Dismiss (K-1st grade, 2nd-3rd grade), Make It Personal with Prayer (Preteen)

### Home: Prompting Action Beyond the Experience

Parent Cue Card (Print or Email)

Devotionals for Kids

Parent Cue App



### Bible Story

The Story of the Lost Sheep • *Luke 15:1-7 (supporting 1 Timothy 1:15)*

### Bottom Line

Jesus made a way for you to be part of God's kingdom.

### Monthly Memory Verse

*"May your kingdom come. May what you want to happen be done on earth as it is done in heaven."* • Matthew 6:10 NIRV






5 min

# Social

5 min

## 23 Social Activity | Made to Explore

### What You Need

 Offering container	1
 Tray	1
 Common items from the classroom	Several
 Hand towel	1
 Timer (or smartphone or watch)	1

### What You Do:

Before the Activity:

- Arrange the items on the tray.

*During the Activity:*

- Greet each kid by name with a fist bump, high-five, smile, or wave as they arrive!
- Invite any kids who brought an offering to place it in the offering container.
- Gather the kids around the tray and explain that they have 30 seconds to look at the tray and memorize the items on it.
- After the time is up, cover the tray with the hand towel.
- Reach under the towel and secretly remove one item. Hide it in your lap, pocket, or behind your back.
- Remove the towel and ask: "Who can tell me what item is missing?"
- Once they guess correctly, put the item back.
- Repeat the game several times, removing different items or increasing the difficulty by removing two items at a time.

### What You Say:

"You all have very sharp eyes! Even though there were a lot of things on that tray, you noticed when just one thing was gone. In our Bible Story today, Jesus told a parable about a shepherd who had 100 sheep. That's a lot of sheep, but one went missing! Let's go find out what the shepherd did."




5 min

# Bible Story Review

5 min

## 23 – Found Sheep | Made to Move

### What You Need

 Bible	1
 Sticky notes	1
 Coloring supplies	1

### What You Do:

Before the Activity:

- Draw a simple sheep figure on several sticky notes and stick to a wall in your activity area.

During the Activity:

- Give each kid a sticky note and something to draw with.
- Ask each kid to draw a sheep on their sticky note.
- Collect the sheep and randomly stick the sheep to a wall across the room with the sticky note-sheep you already drew.
- Open the Bible to Luke 15:1-7 and show the kids where the story is in the Bible.
- Review the Bible Story in parts:
  - "There were people who always made good choices who were wondering why Jesus hung out with people who made wrong choices."
  - "Jesus wanted to teach something about God, so He told them a story."
  - "The story was about a shepherd who had 100 sheep, but one got lost!"
  - "The shepherd left the 99 and looked and looked for his lost sheep."
  - "When he found it, he brought it home and was so happy!"
- Invite one kid at a time to go find their sheep, stick the sheep sticky note to their shoulder, then walk back to the group.
- "The shepherd found his lost sheep! He was so happy!"
- Ask: "Was it hard to find the sheep you drew? (*Pause for responses.*) No matter what, you are important to God! He wants you to come home to Him!"
- Say: "Everyone, place your sheep in the middle."
- Say: "Now let's all celebrate like the shepherd did in the story! Everyone jump for joy or have a little dance party! You found your sheep!"

### What You Say:

"Great job, everyone! That was so much fun and helped us remember our Bible Story from today! Jesus told the parable or story of the lost sheep to help us know that you are that very loved little sheep that Jesus went after.

"You had a problem with something called sin. It kept pulling you away from God, like that little sheep that was so far away from God. You were lost, and you couldn't find your way back home.

"But Jesus loves you so much! He gave His life, He paid for your sin, and went and picked you up and brought you back home to Him!

"Every single person had the same need. Every single person had a sin problem. And Jesus paid for the sin of anyone who would choose to accept what He did on the cross. Jesus made a way for all of us to be a part of God's kingdom!

"And heaven gets so excited when just one person comes home to God! God's kingdom is for everyone who knows they are lost and helpless and need to be rescued. God sent Jesus to make a way for each one of us to be a part of God's kingdom. **[Bottom Line] Jesus made a way for you to be part of God's kingdom."**




5 min

# Application Activity

5 min

## 23 –Would You Rather? | Made to Connect

### What You Need

	Paper plates	2
	Cheerios® or oyster crackers	1
	EveryChild Supplies: Stickers or other small trinkets	Several



### EveryChild tips

- For a version without food, use stickers or other small trinkets.

### What You Do:

Before the Activity:

- Prepare two plates for each kid, one with a pile of Cheerios®/crackers on it and the other with only one on it.

During the Activity:

- Offer each kid the choice of the two plates.
- Ask them, "Would you rather have this big pile of 99 Cheerios®/oyster crackers, or just this one all by itself?"
- Let them choose and eat their snack.
- While they eat, ask them why they made their choice. Most will say they wanted more.
- Connect their choice back to the Bible Story.

### What You Say:

"It totally makes sense that you chose the big pile! But isn't it amazing that the shepherd in today's parable didn't think that way? Jesus told the story of the lost sheep to show us all how much God loves us.

"The shepherd had 100 sheep, but one was lost. The shepherd left the 99 sheep to go find the one lost sheep.

"We are all like that one lost sheep in the parable. Every single one of us has made decisions that don't line up with God and His ways. That's sin, and it has broken our friendship with God.

"But God wants us to be with Him! So God came to find us. God sent Jesus, who paid for our sin. And in doing so, Jesus rescued us, just like the shepherd saved the lost sheep!

"Jesus made a way for us to be in relationship with God again. He made a way for us to come back home to God.

"You are the very, very loved sheep that God went after! God loves you very much!

"Because of that, you may feel like, 'Oh, I need to do a lot of good things to earn God's love for me.' Don't try to earn God's love. He just loves you—you can't earn His love.

"Or you may feel like, 'Oh, I need to do lots of good things to pay God back. Surely this big rescue isn't free.' But don't do good things to try to pay God back. His rescue was free!

"Just rest that you are the very loved sheep. And be so, so thankful to Jesus, who loves you so much that He rescued you. **[Bottom Line]** **Jesus made a way for you to be part of God's kingdom."**

***EveryChild Pro-Tips***

-





5 min

# Memory Verse Activity

5 min

## 23 – Find the Lost Sheep Verse | Made to Play \*Uses Minimal Supplies\*

### What You Need

	Bibles	1
	Cardstock	1
	Scissors	1
	"Find the Lost Sheep Verse" Activity Page	1

### What You Do:

#### Before the Activity:

- Print "Find the Lost Sheep Verse" on cardstock and cut, one set per Small Group.

#### During the Activity:

- Give every kid a Bible and direct them to look up Matthew 6:10.
- Demonstrate how to look up the verse using the Bible Navigation Tips below:

**Finding verses for 2<sup>nd</sup> -3<sup>rd</sup> graders:** Guide them to open their Bibles to the front and find the table of contents. (Hold up a Bible opened to the table of contents to show the kids what the page looks like.) When the kids find the table of contents, lead them to find the name of the book in the list. When they find the book, lead them to look at the page number beside it. Explain that the number tells them on what page they can find that book. Help the kids find the page. When they find the book, explain that the big numbers on the page are the chapter numbers. Help them find the correct chapter. Then explain that the small numbers are verse numbers. Help them find the correct verse in that chapter.

- Repeat the Memory Verse out loud together several times.
- Review any words that might be unfamiliar to the kids.
- Guide the kids to put their Bibles aside.
- Show the kids each sheep. Lay them on the floor in order, and say the Memory Verse together, pointing to each sheep as you go.
- Say: "Okay, everyone, close your eyes! A sheep is about to get lost!"
- While their eyes are closed, scramble the sheep, then hide one of the sheep in your lap.
- Say: "Okay, open your eyes! Oh no, one of our verse sheep is lost! Which one is missing?"
- Say: "Let's put the sheep verse in order to help us figure out which sheep is missing." (Read the words on each sheep as they are put in order.)
- Say: "Hmm, that's kind of hard. Let's say the whole verse together, and I'll point to each sheep as we say that part. You can help me discover which sheep is missing." (Say the verse, and point to each sheep.)
- Say: "You figured out which sheep was missing! (Reveal the sheep from your lap, and place it in the correct spot.) Yay! You found the missing sheep!"
- If time allows, scramble the sheep cards, hide a different one, and play again.

### What You Say:

"You found the missing sheep! You are such good shepherds. The shepherd in our story was so happy when he found his lost sheep, and we are so happy we found our missing verse piece!

"This verse that we found the missing piece to is actually part of a bigger prayer that Jesus taught His followers to pray. But these words that we just put together are actually a prayer that we can pray every day!

"This prayer is asking God to bring His kingdom on earth, like it is in heaven. And God's kingdom is such a great place! God is loving, joyful, kind, good, trustworthy, and just—among lots of other good things. And His kingdom is anywhere that He reigns as King. It's where all of these good things are the way things operate. We want God to spread His good kingdom everywhere!

"And this awesome kingdom is the one that we learned that Jesus made a way for you to be a part of because you are His much-loved sheep!  
**[Bottom Line] Jesus made a way for you to be part of God's kingdom."**






5 min

# Prayer

5 min

## 23 – Pray and Dismiss | Made to Reflect \*Uses Minimal Supplies\*

### What You Need

 Paper chain from Week One	1
 Construction paper	Several
 Scissors	1
 Coloring supplies	1
 Clear tape	1

### What You Do:

Before the Activity:

- Cut paper into one-inch to two-inch wide strips, one per kid.

*During the Activity:*

- Give each kid a strip of paper, and ask them to write or draw someone from their family who needs to know about Jesus.
- Take one kid's strip, loop it through one of the end circles of the paper chain from Week One, form it into a circle, and tape it closed.
- Take the next kid's strip and loop it through the first circle before taping it, adding to the chain.
- Continue with each kid's strip of paper.

### What You Say:

"Look at our beautiful prayer chain! It's getting bigger, isn't it? It's so cool to see so many names added to our prayer chain! God loves every name you wrote, and Jesus came to make a way so everyone could be part of God's kingdom! Let's talk to God together."

# Getting Ready | 23

## Small Group

### GETTING READY

Here's everything you need to know to get ready for this week.

### SOCIAL:

#### Opening Activity

#### Made to Play

#### What You Need:

- Offering container, one per Small Group
- Tray, one per Small Group
- Common items from the classroom, several per Small Group
- Hand towel (large enough to cover the tray with items on it), one per Small Group
- Timer (or smartphone or watch), one per Small Group

#### What You Do:

- Arrange the items on the tray.

### GROUPS:

Choose as many of these activities as you like.

#### 1. Found Sheep

[Talk about God | Bible Story Review]

#### Made to Explore

#### What You Need:

- Bible, one per Small Group
- Sticky notes, one pad per Small Group
- Coloring supplies, one per kid and leader

#### What You Do:

- Draw a simple sheep figure on several sticky notes and stick to a wall in your activity area.

#### 2. Would You Rather?

[Live for God | Application Activity]

#### Made to Connect

#### What You Need:

- Paper plates, two per kid
- Cheerios® or oyster crackers, one large box/three large bags per Small Group

#### *EveryChild Supplies:*

- *Optional: Stickers or other small trinkets*

#### What You Do:

- Prepare two plates for each kid, one with a pile of Cheerios®/crackers on it and the other with only one on it.

#### 3. Find the Lost Sheep Verse

[Hear from God | Memory Verse Activity]

#### Made to Play

#### What You Need:

- Bibles, one per kid

- "Find the Lost Sheep Verse" Activity Page, one per Small Group
- Cardstock, one piece per Small Group
- Scissors, one pair per Small Group

**What You Do:**

- Print "Sheep Verse" on cardstock and cut, one set per Small Group.

**4. Pray and Dismiss****[Pray to God | Prayer Activity]****Made to Reflect****What You Need:**

- Paper chain from Week One, one per Small Group
- Construction paper, several sheets per Small Group
- Scissors, one pair per Small Group
- Coloring supplies, one per kid
- Clear tape, one roll per Small Group

**What You Do:**

- Cut paper into one-inch to two-inch wide strips, one per kid.

**HOME: Prompting Action Beyond the Experience**

- Print on cardstock or email this week's devotionals and Parent Cue cards.
- Tell parents about our additional family resource: **Parent Cue App**.

# Supplies

## 23 Social Activity | Made to Explore Quantity

- |    |                                 |         |
|----|---------------------------------|---------|
| 1. | Offering container              | 1       |
| 2. | Tray                            | 1       |
| 3. | Common items from the classroom | Several |
| 4. | Hand towel                      | 1       |
| 5. | Timer (or smartphone or watch)  | 1       |

## 23 – Found Sheep | Made to Move Quantity

- |    |                   |   |
|----|-------------------|---|
| 1. | Bible             | 1 |
| 2. | Sticky notes      | 1 |
| 3. | Coloring supplies | 1 |

## 23 –Would You Rather? | Made to Connect Quantity

- |    |   |         |
|----|---|---------|
| 1. | Paper plates  | 2       |
| 2. | Cheerios® or oyster crackers                          | 1       |
| 3. | EveryChild Supplies: Stickers or other small trinkets | Several |

## 23 – Find the Lost Sheep Verse | Made to Play Quantity \*Uses Minimal Supplies\*

- |    |   |   |
|----|---|---|
| 1. | Bibles                                    | 1 |
| 2. | Cardstock                                 | 1 |
| 3. | Scissors                                  | 1 |
| 4. | “Find the Lost Sheep Verse” Activity Page | 1 |

## 23 – Pray and Dismiss | Made to Reflect \*Uses Minimal Supplies\* Quantity

- |    |                           |         |
|----|---------------------------|---------|
| 1. | Paper chain from Week One | 1       |
| 2. | Construction paper        | Several |
| 3. | Scissors                  | 1       |
| 4. | Coloring supplies         | 1       |
| 5. | Clear tape                | 1       |