

# Preteen | W1

## Today's Suggested Schedule—June 2026, Week 1

**Bible Story:** What Is God's Kingdom? The Stories of the Mustard Seed and the Yeast • *Matthew 13:31-34*

**Bottom Line:** Jesus shows us God's kingdom.

**Conversation Starter:** What is God's kingdom?

**Monthly Memory Verse:** "May your kingdom come. May what you want to happen be done on earth as it is done in heaven." • *Matthew 6:10* NIRV

Loud sounds, bright lights, and large groups can be overwhelming or overstimulating for some children. To create a more inclusive large group experience, consider offering adaptive tools like noise-canceling headphones, sunglasses, sensory-friendly items, or access to modified spaces.

### Prelude: Setting the Tone for the Experience

See the **Getting Ready** pages at the end of this document for a detailed description of what you'll need for today.

In the **Prelude** folder of your curriculum, you'll find a variety of other resources to help you prepare.

### Small Group (15 minutes)

#### Social: Providing Time for Fun Interaction

Opening Activity

### Large Group (35 minutes)

#### Story: Communicating God's Truth in Engaging Ways

#### Worship: Inviting People to Respond to God

Opener

Worship

Bible Story

Prayer

### Small Group (25 minutes)

#### Groups: Creating a Safe Place to Connect

Application Activity: Take a Snapshot

Bible Story Review: Bible Story Extension and Discussion Questions

Memory Verse Activity: Verses to Take with You

Prayer Activity: Make It Personal with Prayer

### Home: Prompting Action Beyond the Experience

Parent Cue Card (Print or Email)

Devotionals for Kids

Parent Cue App



### Bible Story

What Is God's Kingdom? The Stories of the Mustard Seed and the Yeast • *Matthew 13:31-34*

### Bottom Line

Jesus shows us God's kingdom.

### Monthly Memory Verse

"May your kingdom come. May what you want to happen be done on earth as it is done in heaven." • *Matthew 6:10* NIRV

### Conversation Starter

What is God's kingdom?






5 min

# Social

5 min

## Preteen Social Activity | Made to Play \*Uses Minimal Supplies\*

### What You Need

	Offering container	1
	Paper	1
	Writing supplies	1
	"Mustard Seed Word Search" Activity Page	1
	"Mustard Seed Answer Key" Activity Page	1



### EveryChild tips

- Encourage kids to work in pairs and support one another.

### What You Do:

Before the Activity:

- Print "Mustard Seed Word Search" on paper, one per kid.
- Print "Mustard Seed Answer Key" on paper, one per Small Group.

During the Activity:

- Greet each kid by name with a fist bump, high-five, smile, or wave as they arrive!
- Invite any kids who brought an offering to place it in the offering container.
- Give each kid a "Mustard Seed Word Search" Activity Page.
- Explain that hidden in the puzzle are words related to today's Bible Story, like "GROW," "FAITH," "KINGDOM," and "JESUS."
- Challenge kids to see who can find all the words. (Share that some of the words might be backwards!)
- Talk about which word they think is most important and why.

### What You Say:

"Nice job finding all those words! It's kind of interesting trying to find small words hidden inside a big puzzle. That's a little like what Jesus did in our Bible Story today. Jesus used small, everyday things to help people find and understand a huge, important idea: what God's kingdom is really like. Jesus knew that simply learning the right information is not enough. He wanted to engage our hearts and our imaginations so that we don't just know about God's love and His kingdom but learn to experience them for ourselves.

"This is why, when Jesus taught, He often used parables. A parable is a short story using everyday objects and situations to help explain something about God and His kingdom. A parable makes you think and feel. It helps you to understand something true for yourself instead of just repeating what someone else has told you. Let's go hear one of those parables Jesus taught!"





5 min

# Bible Story Review

5 min

## Preteen – Bible Story Extension | Made to Create

### What You Need

	Bibles	1
	Building materials (e.g., LEGO®, mini erasers, sugar cubes, dried pasta shapes)	Several
	Paper plates	1
	Timer (or smartphone or watch)	1

### What You Do:

During the Activity:

- Give each kid a Bible.
- Demonstrate how to look up Matthew 13:31-34 using the Bible Navigation Tips below:

**Finding verses with 4th-5th graders:** Ask kids to tell you if the book of the Bible they're looking for is in the Old Testament or New Testament. If it's in the Old, instruct kids to flip slowly, starting at the front of the Bible and heading toward the back, until they find the book they're looking for. If it's in the New, instruct kids to start flipping from the back, going forward to find the book they're looking for. Once they find the book, explain that the big numbers on the page are the chapter numbers. First, have them find the chapter they're looking for. Then explain that the small numbers are verse numbers. Tell kids to find the verse within the chapter they've already found.

- Talk about how Jesus used parables to teach us about God and His kingdom.
- Read Matthew 13:31-34 as a group.
- Ask, "What did you learn from these two parables that Jesus taught?"
- Invite the kids to set their Bibles aside.
- Divide the group into teams of two or three.
- Give each team a pile of the tiny building materials.
- Challenge them: "Using only these tiny pieces, work together to build the tallest and strongest structure you can in five minutes."
- After five minutes, invite each group to present their structure.
- Discuss the challenges and successes of building something big from only small parts.
- Ask: What is God's kingdom?

### What You Say:

"It's amazing what you can build from such small pieces! That's the exact point Jesus was making in the parable or story He told about the mustard seed.

"A mustard seed is a very *tiny* little round ball, not much bigger than a speck. But while most herb plants stay pretty small, under the right conditions, a mustard seed can grow into a plant so big that it's the size of a tree! Jesus gave us an amazing picture: Something so small you can barely see grows up into a leafy, branching tree that even provides rest and shelter.

"That's what God's kingdom is like! When Jesus returned to heaven, there were only a few hundred believers. But as the Holy Spirit enabled those believers to share about Jesus and the love of God, more and more people began to follow Jesus. And now, around 2.5 billion people say they believe in Jesus. That's nearly one-third of people across the whole world. So many people take refuge and find shelter in God's love, just like birds find shelter in a mustard tree.

"We asked a big question at the end of that build: What is God's kingdom? What do you think God's kingdom is? (*Invite responses.*)

"Great answers! Let's think about this question: What are some attributes of God? What is God like? (*Invite responses. If kids are stumped, you can share something like: 'God is loving, joyful, patient, kind, trustworthy, faithful, and good.'*) God's kingdom is anywhere He reigns as King. And since He is those attributes, His kingdom is full of love, joy, kindness, and all of those things He is! God's kingdom is a great, great place!

"And as Jesus taught us in those parables we read, God is in the business of growing His kingdom! **[Bottom Line] Jesus shows us God's kingdom.**"

5 min

# Application Activity

5 min

## Preteen – Take a Snapshot | Made to Explore

### What You Need

☹️	Plastic tablecloth	1
☹️	Plastic tray or tub	1
☹️	Empty 20-ounce or larger plastic bottle	1
☹️	Small plastic cup	1
☹️	Hydrogen peroxide (6% from a beauty supply store works best and is safer) , one-half cup	1
☹️	Bottle of dish soap	1
☹️	Bottle of food coloring	1
☹️	Active dry yeast, one tablespoon	1
☹️	Warm water, three tablespoons	1
☹️	Measuring cup	1
☹️	Measuring spoon	1

### What You Do:

Before the Activity:

- Spread out the tablecloth.
- Place the tray/tub in the middle of the tablecloth, and place the plastic bottle on the tray/tub.

During the Activity:

- Carefully pour the hydrogen peroxide into the plastic bottle.
- Add a generous squirt of dish soap and a few drops of food coloring. Swirl gently.
- In the separate, small plastic cup, mix the yeast with the warm water for about 30 seconds.
- Now for the fun part! Quickly pour the yeast mixture into the plastic bottle and stand back. A huge, warm foam (elephant toothpaste!) will erupt from the bottle.
- **Safety Note:** A leader should handle all the ingredients, especially the hydrogen peroxide. The resulting foam is safe to touch.

### What You Say:

“Whoa! That was a huge reaction from just a tiny bit of yeast, right? Jesus told a parable or story about yeast. He said a woman mixed just a little bit into a huge amount of flour, and it worked its way all through the dough. Jesus was using yeast to teach the people listening—and us—about God’s kingdom! God’s kingdom might be small, like yeast, but it was going to grow and grow! **[Bottom Line]** Jesus shows us God’s kingdom.

“God’s kingdom grows when more and more people follow Jesus as King. As a follower of Jesus, you are a part of God’s kingdom—but you don’t have to grow it. That’s God’s job. But you can point to it! When you forgive someone for breaking your game controller, you’re pointing to Jesus and saying, ‘Hey, the King of this kingdom is forgiving, like this.’ When you speak the truth when it would be easier to be dishonest, you’re pointing to Jesus and saying, ‘Hey, the King of this kingdom is honest, like this.’

And maybe the person you’re interacting with will ask why you’re different. And you can tell them that Jesus, the King, loves them too and wants to start a friendship that lasts forever. You can point to Jesus, the King!

“Even if the person you point to Jesus doesn’t choose to follow Him as King, you’re still pointing to the God who is in the business of doing

big things. You might be a step in their journey of learning about Jesus. Just be faithful to point to the King, and leave the results to Him. He is working, even if you can't see it!"





5 min

# Memory Verse Activity

5 min

## Preteen – Verses to Take with You | Made to Play

### What You Need

	Bibles	1
	Paper	1
	Writing supplies	1
	Timer (or smartphone or watch)	1

### What You Do:

During the Activity:

- Give every kid a Bible.
- Invite them to look up Matthew 6:10 using the Bible Navigation Tips below:

**Finding verses with 4th-5th graders:** Ask kids to tell you if the book of the Bible they're looking for is in the Old Testament or New Testament. If it's in the Old, instruct kids to flip slowly, starting at the front of the Bible and heading toward the back, until they find the book they're looking for. If it's in the New, instruct kids to start flipping from the back, going forward to find the book they're looking for. Once they find the book, explain that the big numbers on the page are the chapter numbers. First, have them find the chapter they're looking for. Then explain that the small numbers are verse numbers. Tell kids to find the verse within the chapter they've already found.

- Read the Memory Verse out loud together several times.
- Review any words that might be unfamiliar to the kids.
- Invite the kids to set their Bibles aside.
- Explain that the kids will have a friendly competition: 'The Speed Verse Challenge'!
- Time each kid saying the Memory Verse as fast as they can while still saying every word clearly.
- Write each kid's name on the paper and record their time.
- After every kid has gone once, give them a chance to try and beat their own time.
- Cheer for each kid as they try the challenge.

### What You Say:

"Awesome job! Some of you are seriously fast talkers! Let's open the Bible to Matthew 6:10. (*Open Bible.*) That's where we can find our Memory Verse. Listen as I read. 'May your kingdom come. May what you want to happen be done on earth as it is done in heaven' (Matthew 6:10 NIV).

"Our Memory Verse is a prayer that Jesus taught His followers. It's a Kingdom Quest prayer. What do you think it means? (*Pause while kids answer.*) We are asking God to bring more of His kingdom—His goodness, His love, and His justice—to our world, here on earth, right now.

"When you follow Jesus, you get to be a part of God's kingdom! You're living in the kingdom of God every day. Ask the Holy Spirit to transform

you to become more like Jesus so you can point to God's kingdom in the way Jesus shows us. As you begin to grow in your faith and your relationship with Jesus, the Holy Spirit can work through you to begin pointing to God and God's kingdom wherever you are: in your home, your neighborhood, your school, and your city. In fact, God calls us to partner with Him to point to His kingdom in the places where we live here on earth.

"I'm so glad we're going to memorize this verse so we can always remember our Kingdom Quest and calling to point to God's kingdom everywhere we go."

5 min

# Discussion Questions

5 min

## Preteen Discussion Questions

### What You Need

No supplies needed

### What You Say:

#### these questions and discuss:

- What is God's kingdom?
- Why do you think Jesus used ordinary things to explain God's kingdom?
- How does faith grow even when we don't see it?
- What's one small thing you can do that might have a big impact?

5 min

# Prayer

5 min

## Preteen – Make It Personal with Prayer | Made to Reflect \*Uses Minimal Supplies\*

### What You Need

No supplies needed

### What You Do:

During the Activity:

- Ask the kids to sit quietly for a moment.
- Pose the question: "After hearing about the mustard seed and the yeast, and how God is growing His kingdom, what is one small thing you can bring to your world this week to help point to God's kingdom?"
- Give them some concrete examples:
- Invite the new kid to sit with your group at lunch.
- Choose to have a positive attitude when your team is losing.
- Decide to pray for five minutes before you get out of bed in the morning.
- Ask them to think of one small, specific step they can take this week.
- After a moment of quiet reflection, close in prayer.

### What You Say:

"When you follow Jesus, you get to be a part of God's kingdom! You even have the Holy Spirit, that's God's very Spirit, to help you and transform you to become more like Jesus, so you can point to the kingdom in the way Jesus shows us. It's powerful to think about the small steps we can take to make a big difference. Small acts of kindness and simple words of encouragement can help show the love of Jesus to people around you in a big way. God is so powerful that He can take our little actions that point to Him and turn them into something bigger than we can imagine. Let's pray and ask God to use them."

### Prayer:

"God, thank You for showing us that You use small, ordinary things to do amazing work in the world. Please help us to be faithful with the small things this week. Take our small acts of kindness and our quiet prayers and use them to point to You and Your kingdom in our schools, in our homes, and in our hearts. We love You, God, and we pray these things in Jesus' name. Amen."

# Getting Ready | Preteen Small Group

## GETTING READY

Here's everything you need to know to get ready for this week.

### SOCIAL:

#### Opening Activity

##### Made to Play

##### What You Need:

- Offering container, one per Small Group
- "Mustard Seed Word Search" Activity Page, one per kid
- "Mustard Seed Answer Key" Activity Page, one per Small Group
- Paper, one piece per kid and Small Group
- Writing supplies, one per kid

##### What You Do:

- Print "Mustard Seed Word Search" on paper, one per kid.
- Print "Mustard Seed Answer Key" on paper, one per Small Group.

### GROUPS:

Choose as many of these activities as you like.

#### 1. Take a Snapshot

##### [Live for God | Application Activity]

##### Made to Explore

##### What You Need:

- Plastic tablecloth, one per Small Group
- Plastic tray or tub, one per Small Group
- Empty 20-ounce or larger plastic bottle, one per Small Group
- Small plastic cup, one per Small Group
- 6% hydrogen peroxide (from a beauty supply store), one-half cup per Small Group
- Bottle of dish soap, one per Small Group
- Bottle of food coloring, one per Small Group
- Active dry yeast, one tablespoon per Small Group
- Warm water, three tablespoons per Small Group
- Measuring cup, one per Small Group
- Measuring spoon, one per Small Group

##### What You Do:

- Spread out the tablecloth.
- Place the tray/tub in the middle of the tablecloth, and place the plastic bottle on the tray/tub.

#### 2. Bible Story Extension

##### Talk about God | Bible Story Review

##### Made to Move

##### What You Need:

- Bibles, one per kid
- Building materials (e.g., LEGO®, mini erasers, sugar cubes, dried pasta shapes), twenty or more pieces per kid
- Paper plates, one for every two or three kids
- Timer (or smartphone or watch), one per Small Group

### 3. Discussion Questions

Talk about God | Bible Story Review

Made to Connect

What You Need:

- No supplies needed

### 4. Verses to Take with You

Hear from God | Memory Verse Activity

Made to Play

What You Need:

- Bibles, one per kid
- Paper, one piece per Small Group
- Writing supplies, one per Small Group
- Timer (or smartphone or watch), one per Small Group

### 5. Make It Personal with Prayer

Pray to God | Prayer Activity

Made to Reflect

What You Need:

- No supplies needed

### Home: Prompting Action Beyond the Experience

- Print on cardstock or email this week's devotionals and Parent Cue cards.
- Tell parents about our additional family resource: **Parent Cue App**.

# Supplies

## Preteen Social Activity | Made to Play \*Uses Minimal Supplies\*

	Quantity
1. Offering container	1
2. Paper	1
3. Writing supplies	1
4. "Mustard Seed Word Search" Activity Page	1
5. "Mustard Seed Answer Key" Activity Page	1

## Preteen – Bible Story Extension | Made to Create

	Quantity
1. Bibles	1
2. Building materials (e.g., LEGO®, mini erasers, sugar cubes, dried pasta shapes)	Several
3. Paper plates	1
4. Timer (or smartphone or watch)	1

## Preteen – Take a Snapshot | Made to Explore

	Quantity
1. Plastic tablecloth	1
2. Plastic tray or tub	1
3. Empty 20-ounce or larger plastic bottle	1
4. Small plastic cup	1
5. Hydrogen peroxide (6% from a beauty supply store works best and is safer) , one-half cup	1
6. Bottle of dish soap	1
7. Bottle of food coloring	1
8. Active dry yeast, one tablespoon	1
9. Warm water, three tablespoons	1
10. Measuring cup	1
11. Measuring spoon	1

## Preteen – Verses to Take with You | Made to Play

	Quantity
1. Bibles	1
2. Paper	1
3. Writing supplies	1
4. Timer (or smartphone or watch)	1