

# Preteen | W2

## Today's Suggested Schedule—June 2026, Week 2

**Bible Story:** The Story of the Lost Sheep • *Luke 15:1-7 (supporting 1 Timothy 1:15)*

**Bottom Line:** Jesus made a way for you to be part of God's kingdom.

**Conversation Starter:** What is the way to God's kingdom?

**Monthly Memory Verse:** *"May your kingdom come. May what you want to happen be done on earth as it is done in heaven."* • Matthew 6:10 NIRV

Loud sounds, bright lights, and large groups can be overwhelming or overstimulating for some children. To create a more inclusive large group experience, consider offering adaptive tools like noise-canceling headphones, sunglasses, sensory-friendly items, or access to modified spaces.

### Prelude: Setting the Tone for the Experience

See the **Getting Ready** pages at the end of this document for a detailed description of what you'll need for today.

In the **Prelude** folder of your curriculum, you'll find a variety of other resources to help you prepare.

### Small Group (15 minutes)

#### Social: Providing Time for Fun Interaction

Opening Activity

### Large Group (35 minutes)

#### Story: Communicating God's Truth in Engaging Ways

#### Worship: Inviting People to Respond to God

Opener

Worship

Bible Story

Prayer

### Small Group (25 minutes)

#### Groups: Creating a Safe Place to Connect

Application Activity: Take a Snapshot

Bible Story Review: Bible Story Extension and Discussion Questions

Memory Verse Activity: Verses to Take with You

Prayer Activity: Make It Personal with Prayer

### Home: Prompting Action Beyond the Experience

Parent Cue Card (Print or Email)

Devotionals for Kids

Parent Cue App



### Bible Story

The Story of the Lost Sheep • *Luke 15:1-7 (supporting 1 Timothy 1:15)*

### Bottom Line

Jesus made a way for you to be part of God's kingdom.

### Monthly Memory Verse

*"May your kingdom come. May what you want to happen be done on earth as it is done in heaven."* • Matthew 6:10 NIRV

### Conversation Starter

What is the way to God's kingdom?




5 min

# Social

5 min

## Preteen Social Activity | Made to Play \*Uses Minimal Supplies\*

### What You Need

 Offering container	1
 Party hats	1
 Cotton balls	1

### What You Do:

During the Activity:

- Greet each kid by name with a fist bump, high-five, smile, or wave as they arrive!
- Invite any kids who brought an offering to place it in the offering container.
- Give each kid a party hat.
- Explain that they need to wear their party hat over their eyes so they can only look through the small hole at the end to see.
- Scatter a few cotton ball "sheep" on a table or on the floor.
- Challenge them to find all the "sheep" while looking only through the tiny hole in the party hat. It will be surprisingly difficult and disorienting.
- Let them try for a minute, then allow the kids to take the hats off and easily find the sheep.

### What You Say:

"That was pretty tough, right? When you're only looking through a tiny hole, you can miss a lot of what's right in front of you. It's easy to get a limited perspective. In our Bible Story today, some people had a very limited perspective about who belonged in God's kingdom. But Jesus told them a story called a parable to show them they were missing the big picture. Let's go hear it."

5 min

# Bible Story Review

5 min

## Preteen – Bible Story Extension | Made to Imagine

### What You Need

 Bibles

1

### What You Do:

During the Activity:

- Give each kid a Bible.
- Invite them to look up Luke 15:1-7 using the Bible Navigation Tips below:

**Finding verses with 4th-5th graders:** Ask kids to tell you if the book of the Bible they're looking for is in the Old Testament or New Testament. If it's in the Old, instruct kids to flip slowly, starting at the front of the Bible and heading toward the back, until they find the book they're looking for. If it's in the New, instruct kids to start flipping from the back, going forward to find the book they're looking for. Once they find the book, explain that the big numbers on the page are the chapter numbers. First, have them find the chapter they're looking for. Then explain that the small numbers are verse numbers. Tell kids to find the verse within the chapter they've already found.

- Talk about how Jesus used parables to teach us about God and His kingdom. Ask, "What did you learn from this parable?"
- Invite the kids to set their Bibles aside.
- Divide the group into two "focus groups."
- **Group 1 is the "Shepherd's Perspective."** Their task is to discuss and be ready to answer questions as if they were the shepherd from the parable.
- **Group 2 is the "Sheep's Perspective."** Their task is to discuss and be ready to answer questions as if they were the one lost sheep from the parable.
- Give each group a few minutes to brainstorm.
- Then, act as an interviewer. Ask the two groups questions, and let them answer from their character's point of view.
- "Shepherds, weren't you worried about the 99 sheep? Why risk leaving them for just one?"
- "Sheep, what happened? How did you get so lost?"
- "Shepherds, what was the first thing you did when you found the lost sheep?"
- "Sheep, how did it feel to be found and carried home?"

### What You Say:

"That was awesome! Hearing the story from those different perspectives really makes you think. As Jesus was teaching a group of tax collectors and other people who had done wrong things, the religious leaders began to grumble to each other. The religious leaders couldn't understand why Jesus would spend time with people who had done

wrong things. They believed the only way to get close to God was to do all the right things, all the time. Jesus knew what they were thinking, so He told them a parable, a story.

"Jesus told a story about a shepherd who had 100 sheep but lost one. When one was lost, he still had 99 sheep. That's still a lot of sheep! He could have just forgotten about the one that was lost. But that one sheep was so very important to him. He knew that if a sheep wanders away from the flock, it's completely helpless. It might fall in a ditch or ravine. It could be attacked by wild animals. It might simply fall over on its back and not be able to get up again. The shepherd had great compassion for the lost sheep, so he went out into the wild and searched far and wide until, at last, he found it! The shepherd was so delighted to have that one lost sheep back home that he couldn't contain his joy. He even invited the whole neighborhood to come celebrate with him!

"The shepherd's joy and the sheep's relief are so powerful. This story isn't just about sheep and a shepherd. It's about us and God and what He did to bring us home.

"Every single one of us has a sin problem. Like that sheep that kept going further and further away from the shepherd, that sin problem was pulling you further and further away from God. You were lost, and you couldn't find your way back home.

"But Jesus loves you so much! He gave His life, He paid for your sin, and went and picked you up and brought you back home to Him! God loves us so much that He sent Jesus so we can be with God forever. **[Bottom Line] Jesus made a way for you to be part of God's kingdom.**"

5 min

# Application Activity

5 min

## Preteen – Take a Snapshot

### What You Need

No supplies needed



### EveryChild tips

- If a kid can't think of a time they lost something, they can share about a time a friend or family member lost something.
- Be sensitive, as this topic could bring up feelings about a lost pet or person. Affirm their feelings, and keep the focus on the joy of being found by God.

### What You Do:

#### During the Activity:

- Invite the kids to sit in a circle.
- Ask the group to think about a time they lost something that was really important to them. It could be a favorite toy, a pet, or even a piece of jewelry.
- Go around the circle and let each student share their "Lost and Found" story.
- Ask them:
- How did you feel when you realized it was lost? (*Stressed, sad, panicked?*)
- What did you do to find it? How hard did you search?
- How did you feel when you finally found it? (*Relieved, joyful, excited?*)
- After everyone has shared, connect their feelings to the parable.

### What You Say:

"All those feelings you described—panic when it was lost, determination to find it, and total joy when you did—that's a small picture of how God feels about us. The Bible says we are so valuable to Him that He would search for us no matter the cost. God doesn't give up. He doesn't wait for us to get it together, do all the right things, and then come to Him. No, God is like the shepherd, setting aside everything else to come and find us, even when we're completely lost and helpless. Even though we may still have to live with some consequences of our sin or bad choices, God rescues us for all time.

"And when even one person chooses to turn their heart to God and be rescued, God is so excited, and all of heaven is filled with joy! The joy of the shepherd finding the sheep is like the joy in heaven when one person is found.

"It's amazing to know we are that loved. It's that love that made a way for us to be part of God's kingdom through Jesus. **[Bottom Line] Jesus made a way for you to be part of God's kingdom.**"




5 min

# Memory Verse Activity

5 min

## Preteen – Verses to Take with You | Made to Move

### What You Need

	Bibles	1
	Timer (or smartphone or stopwatch)	1
	Inclusive Optional: Pool noodles	Several



### EveryChild tips

- For kids with mobility challenges who may have difficulty standing and sitting quickly, allow them to raise a hand or a pool noodle instead.
- If the speed challenge creates anxiety for anyone, keep the focus on simply completing the Memory Verse smoothly as a team rather than racing the clock.

### What You Do:

During the Activity:

- Give every kid a Bible.
- Invite them to look up Matthew 6:10 using the Bible Navigation Tips below:

**Finding verses with 4th-5th graders:** Ask kids to tell you if the book of the Bible they're looking for is in the Old Testament or New Testament. If it's in the Old, instruct kids to flip slowly, starting at the front of the Bible and heading toward the back, until they find the book they're looking for. If it's in the New, instruct kids to start flipping from the back, going forward to find the book they're looking for. Once they find the book, explain that the big numbers on the page are the chapter numbers. First, have them find the chapter they're looking for. Then explain that the small numbers are verse numbers. Tell kids to find the verse within the chapter they've already found.

- Read the Memory Verse together out loud several times.
- Review any words that might be unfamiliar to the kids.
- Invite the kids to set their Bibles aside.
- Explain how to play "Sit and Stand Verse":
- Everyone starts seated.
- Going in order around the circle, each person is responsible for one word of the Memory Verse.
- The first person will quickly stand up, say the first word ("May"), and immediately sit back down.
- As soon as the first person is seated, the second person stands, says the second word ("your"), and sits back down.
- This continues around the circle, creating a wave-like effect until the entire verse is complete.
- Try it once slowly to get the hang of it. Then, introduce the challenge.
- Say, "Okay, that was a good practice round. Now let's see how fast we can do it! I'm going to time you."
- If desired, time the group as they go through the verse. Let them try two or three times to see if they can beat their own best time.

### What You Say:

"Nice job! That's harder than it sounds, right? It takes a lot of focus to know your word and be ready to pop up at the exact right moment. It's a great picture of how we can point to God's kingdom. Each of us has a small but super important part to play. When we all do our part, it creates something amazing, like saying this whole verse together.

“God is loving, joyful, kind, trustworthy, and good—among other things! And His kingdom is anywhere those things are the way things operate. So when we’re kind, or when we’re honest, we’re pointing to God’s kingdom. We might be doing something little, but we’re pointing to something so wonderful—God’s kingdom!”

“While we can point to God’s kingdom, only He can make it bigger with more people following Him as King. But that’s something we so want Him to do! And that’s what this month’s Memory Verse is asking: *‘May your kingdom come. May what you want to happen be done on earth as it is done in heaven’ (Matthew 6:10 NIRV)*, we are asking God to do the same thing: to bring more of His goodness and love to the people around us. We want God to make His kingdom bigger and bigger, so let’s pray this prayer often!”

5 min

# Discussion Questions

5 min

## Preteen Discussion Questions

### What You Need

No supplies needed

### What You Do:

- **Ask these questions and discuss:**
- Why did the shepherd go after the one sheep when he still had 99?
- Why did Jesus tell this parable?
- What is the way to God's kingdom?
- How does it feel to know that Jesus cares for YOU? Out of everyone in the entire world, you are special to God, and **[Bottom Line] Jesus made a way for you to be part of God's kingdom!**




5 min

# Prayer

5 min

## Preteen – Make It Personal with Prayer | Made to Reflect \*Uses Minimal Supplies\*

### What You Need

 Paper	1
 Writing supplies	1
 Box	1

### What You Do:

During the Activity:

- Give each kid a piece of paper.
- Ask them to think of one thing that sometimes makes them feel "lost." (It could be a worry, a fear, a friendship problem, or a question they have.)
- Instruct them to write that "lost" feeling down on their paper.
- When they're done, have them ball up the paper.
- Explain that the box represents the sheep pen, being home close to God, which is a place of safety.
- Let them take turns tossing their balled-up prayer into the pen.
- Close in prayer.

### What You Say:

"It's good to be honest about the things that make us feel lost. The great news from our Bible Story is that we have a Shepherd who loves us so, so much. He has brought us home to Him, and He wants to be our safe place. Let's pray together and thank God for that."

### Prayer:

"God, thank You for being the Good Shepherd. Thank You for paying a great price to bring us home to You. We are so grateful that Jesus made a way for us to be part of God's kingdom. Teach us how to rest in Your love. We love You, and we pray these things in Jesus' name. Amen."

# Getting Ready | Preteen Small Group

## GETTING READY

Here's everything you need to know to get ready for this week.

### SOCIAL:

#### Opening Activity

##### Made to Play

##### What You Need:

- Offering container, one per Small Group
- Party hats, one per kid
- Cotton balls, one bag per Small Group

### GROUPS:

Choose as many of these activities as you like.

#### 1. Take a Snapshot

##### [Live for God | Application Activity]

##### Made to Connect

##### What You Need:

- No supplies needed

#### 2. Bible Story Extension

##### Talk about God | Bible Story Review

##### Made to Imagine

##### What You Need:

- Bibles, one per kid

#### 3. Discussion Questions

##### Talk about God | Bible Story Review

##### Made to Connect

##### What You Need:

- No supplies needed

#### 4. Verses to Take with You

##### Hear from God | Memory Verse Activity

##### Made to Move

##### What You Need:

- Bibles, one per kid
- Timer (or smartphone or stopwatch)

#### *EveryChild Supplies*

- *Optional: Pool noodles*

#### 5. Make It Personal with Prayer

##### Pray to God | Prayer Activity

##### Made to Reflect

##### What You Need:

- Paper, one piece per kid
- Writing supplies, one per kid
- Box, one per Small Group

### HOME: Prompting Action Beyond the Experience

- Print on cardstock or email this week's devotionals and Parent Cue cards.

- Tell parents about our additional family resource: **Parent Cue App**.

# Supplies

## Preteen Social Activity | Made to Play \*Uses Minimal Supplies\*

	Quantity
1. Offering container	1
2. Party hats	1
3. Cotton balls	1

## Preteen – Bible Story Extension | Made to Imagine

	Quantity
1. Bibles	1

## Preteen – Verses to Take with You | Made to Move

	Quantity
1. Bibles	1
2. Timer (or smartphone or stopwatch)	1
3. Inclusive Optional: Pool noodles	Several

## Preteen – Make It Personal with Prayer | Made to Reflect \*Uses Minimal Supplies\*

	Quantity
1. Paper	1
2. Writing supplies	1
3. Box	1