

2-3 | W3

Today's Suggested Schedule—July 2026, Week 3

Bible Story: The Servant Who Had No Mercy • *Matthew 18:21-35*

Bottom Line: God's kingdom grows when you forgive.

Monthly Memory Verse: *God's kingdom is not about eating or drinking. It is about doing what is right and having peace and joy. All this comes through the Holy Spirit.* • Romans 14:17 NIV

Loud sounds, bright lights, and large groups can be overwhelming or overstimulating for some children. To create a more inclusive large group experience, consider offering adaptive tools like noise-canceling headphones, sunglasses, sensory-friendly items, or access to modified spaces.

Prelude: Setting the Tone for the Experience

See the **Getting Ready** pages at the end of this document for a detailed description of what you'll need for today.

In the **Prelude** folder of your curriculum, you'll find a variety of other resources to help you prepare.

Small Group (15 minutes)

Social: Providing Time for Fun Interaction

Opening Activity

Large Group (35 minutes)

Story: Communicating God's Truth in Engaging Ways

Worship: Inviting People to Respond to God

Opener

Worship

Bible Story

Prayer

Small Group (25 minutes)

Groups: Creating a Safe Place to Connect

Bible Story Review: King for a Day (K-1st grade), You Break It, I Fix It (2nd-3rd grade), Bible Story Extension and Discussion Questions (Preteen)

Application Activity: Counting Forgiveness (K-1st grade), Heavy or Light Backpack (2nd-3rd grade), Take a Snapshot (Preteen)

Memory Verse Activity: Three Pillar Pose (K-1st grade), Memory Verse Suncatcher (2nd-3rd grade), Verses to Take with You (Preteen)

Prayer Activity: Pray and Dismiss (K-1st grade, 2nd-3rd grade), Make It Personal with Prayer (Preteen)

Home: Prompting Action Beyond the Experience

Parent Cue Card (Print or Email)

Devotionals for Kids

Parent Cue App



Bible Story

The Servant Who Had No Mercy • *Matthew 18:21-35*

Bottom Line

God's kingdom grows when you forgive.

Conversation Starter

What and who do you need to forgive?

Monthly Memory Verse

God's kingdom is not about eating or drinking. It is about doing what is right and having peace and joy. All this comes through the Holy Spirit. • Romans 14:17 NIV



5 min

Social

5 min

23 Social Activity | Made to Play *Uses Minimal Supplies*

What You Need

-  Offering container 1
-  EveryChild Supplies: Dice 1



EveryChild tips

- *In place of kids putting their hands behind their backs, offer two dice, and roll the dice until kids get to the number seven.*

Providing Time for Fun Interaction

What You Do:

- Greet each kid by name with a fist bump, high-five, smile, or wave as they arrive.
- Invite any kids who brought an offering to place it in the offering container.
- Encourage kids to select a partner.
- Partners will stand, facing each other, with their hands behind their backs.
- Say: "On your marks, get set, SHOW!"
- On "SHOW!" each kid is to hold up one to five fingers on one hand.
- The other hand is to remain behind their back.
- Pairs will add up the two hands (one from each player). If the total for both is seven, that pair is out and must sit down.
- For example: If one kid holds up three fingers and their partner holds up four fingers for a total of seven, the pair is out.
- Repeat with remaining pairs, calling out: "Ready, Set, SHOW!" for each round, as time and interest allow.

What You Say:

"What number were you trying to avoid? (*Pause for responses.*) Yes! The number seven. Pay close attention to our Bible Story today to find out why seven is the wrong answer."




5 min

Bible Story Review

5 min

23 – You Break It, I Fix It | Made to Play *Uses Minimal Supplies*

What You Need

 Bible	1
 Jenga® or wooden blocks	1
 EveryChild Supplies: Soft foam blocks	1

Creating a Safe Place to Connect

What You Do:

During the Activity:

- Open your Bible to Matthew 18:21-35, and show the kids where the Bible Story is.
- Review the story with the kids. Share these main points:
 - Peter asked Jesus how many times he needed to forgive someone. Peter asked if the number was seven. Jesus said the amount was so much more than that.
 - Then, Jesus told a story to share how God's kingdom works.
 - In the story, a king decided to get everyone who owed him debts to pay him.
 - One servant had a huge debt and begged and begged the king for time to pay.
 - Instead of making the servant pay back the humongous debt, the king forgave it! Completely!
 - But that same servant had someone who owed him a little debt.
 - Instead of forgiving the person who owed him, like the servant had been forgiven, that servant put the person who owed him in prison and demanded that he pay him his tiny debt.
 - The king heard that the servant wouldn't forgive the person who owed him, and the king was so upset. He threw the servant in jail until he could pay his huge debt.
 - Jesus said that we should forgive people who hurt us because we have been forgiven of so much.
- Set up the Jenga® blocks for the kids to play the game, or encourage them to just stack the blocks to build the highest tower they can.
- When the tower or Jenga® game topples, encourage everyone in the group—EXCEPT for the person who caused the tower to fall—to clean it up and restack the blocks.
- Repeat for another round if time allows.

What You Say:

"Usually in life, when someone breaks something, we say, 'You break it, you fix it.' But that's not how God treats us. Because God loves us, He made a way for us to have a relationship with Him forever. It's like God said, 'This is broken, but I'll fix it! I'll send Jesus, My only Son, to fix this broken relationship and pay for your sins, so you can be forgiven.' Forgiveness is the way God chose to fix it! And the same is true for us. Forgiveness fixes it.

"How does knowing you've been forgiven help you forgive others? This week, if you're tempted to stay angry or you find yourself refusing to forgive, remember rebuilding this tower for someone else. Think about how God fixed our broken relationship with Him by sending Jesus to pay for our sins and choosing to forgive us. Remember, **[Bottom Line] God's kingdom grows when you forgive.**"




5 min

Application Activity

5 min

23 – Heavy or Light Backpack | Made to Move *Uses Minimal Supplies*

What You Need

-  Cones or pillows 1
-  Small backpacks 2
-  Heavy-but-safe items (like books or water bottles) 1



EveryChild tips

- For a kid in a wheelchair, place the backpack on their lap as they roll.
- Pair kids to do this challenge together.

Creating a Safe Place to Connect

What You Do:

Before the Activity:

- Set up two simple, similar paths across the room using cones or pillows. Space the two paths about three to five feet apart from each other.
- Put the heavy items in the backpacks.

During the Activity:

- Divide the group into two teams.
- Ask for two volunteers to put on the “heavy” backpacks.
- When you say: “Go!” have kids race their paths from one side of the room to the other.
- When the kids get back to the start, they will take off their backpacks and hand them to the next kid in line, then they’ll race down and back. Continue until each kid on the team has had a turn.
- Ask the teams: “Was that easy or hard?”
- Now, remove all the heavy items out of the backpacks, making them light.
- Encourage the teams to race again, but this time with the “light” backpacks.
- Ask: “Was that easier or harder?” (*Easier!*)

What You Say:

“It was so much easier to race when the backpack was light! When we don’t forgive someone, it can feel like carrying a heavy backpack. It makes our hearts feel heavy and sad. But when we forgive, God takes the heavy feeling away! He makes our hearts feel light.

“God is like the good king in the Bible Story who completely forgave the huge amount of money. When we trust that Jesus paid for our sin on the cross and choose to follow Him, God wipes out our sin debt. We were completely tied up in our sin, but now we’re free!

“Because God has forgiven us of such a giant sin debt, He wants us to pass that forgiveness on to the people around us. Like Jesus told Peter, we can continue to forgive without putting limits on it.

“Forgiving someone doesn’t mean what they did was okay or you should let them keep doing it. It doesn’t even mean you have to keep being friends with them. If someone hurts you or makes you uncomfortable, tell a grown-up you trust!

"Forgiving someone says you're trusting God to make things right. And when you forgive, it frees *you* from staying angry and becoming hard and bitter. Forgiveness isn't a feeling, it's a choice. And when you ask God for help and choose to forgive, you are showing your world God's good heart of forgiveness. And God will do great kingdom things when you choose to forgive. **[Bottom Line] God's kingdom grows when you forgive.**"











5 min

Memory Verse Activity

5 min

23 – Memory Verse Suncatcher | Made to Create

What You Need

	Bibles	1
	Paper	1
	Plastic tablecloth	1
	Baby oil	1
	Coated paper plates or bowls	1
	Crayons	1
	Cotton balls	1
	Paper towels	1
	Hand wipes	1
	EveryChild Supplies: Gloves	1



EveryChild tips

- Offer gloves for kids with sensory sensitivities.

Creating a Safe Place to Connect

What You Do:

Before the Activity:

- Print "Castle Window" on paper, one per kid.
- Spread out the tablecloth.

During the Activity:

- Give every kid a Bible, and direct them to look up Romans 14:17.
- Demonstrate how to look up the Memory Verse using the Bible Navigation Tips below:

Finding verses for 2nd-3rd graders: Guide them to open their Bibles to the front and find the table of contents. (Hold up a Bible opened to the table of contents to show the kids what the page looks like.) When the kids find the table of contents, lead them to find the name of the book in the list. When they find the book, lead them to look at the page number beside it. Explain that the number tells them on what page they can find that book. Help the kids find the page. When they find the book, explain that the big numbers on the page are the chapter numbers. Help them find the correct chapter. Then explain that the small numbers are verse numbers. Help them find the correct verse in that chapter.

- Repeat the Memory Verse out loud together several times.
- Review any words that might be unfamiliar to the kids.
- Invite the kids to set their Bibles aside.
- Pour a small amount of oil on each plate/bowl, one for every three kids.
- Give each kid a "Castle Window" Activity Page, and ask them to color all the white space.
- As they work, repeat the Memory Verse together: "God's kingdom is not about eating or drinking. It is about doing what is right and having peace and joy. All this comes through the Holy Spirit (Romans 14:17 NIV)."
- Once kids have finished coloring their paper, ask kids turn their paper over then dip their cotton ball into the oil and rub it over their paper. Encourage kids to blot their picture with a paper towel to absorb any excess oil.
- Set aside to dry.
- Give each kid a hand wipe to remove any oil on their hands.

What You Say:

"These stained-glass windows are beautiful! The light can shine right through them. When we forgive others, it's like we're letting God's light shine through us for all to see. God forgives, and it's a mark of His

kingdom—it is what is right, and it brings peace and joy, just like our Memory Verse says. When we forgive like God forgave us, we are pointing to God and His kingdom. ***[Bottom Line]*** **God's kingdom grows when you forgive."**






5 min

Prayer

5 min

23 – Pray and Dismiss | Made to Reflect *Uses Minimal Supplies*

What You Need

	Index cards	1
	Pencils	1
	Pink Pearl® erasers or similar	1
	EveryChild Supplies: Dry erase marker	1
	EveryChild Supplies: Whiteboard	1

Creating a Safe Place to Connect

What You Do:

During the Activity:

- Give each kid an index card, a pencil, and an eraser.
- Ask them to scribble all over the paper until it's very messy.
- Say: "This mess can be like the times we mess up or do something wrong."
- Say: "The king in our story forgave the man's big, messy debt. He wiped it all away, just like this!"
- Show them how to use the eraser to clean up a small spot on their messy paper.

What You Say:

"Every single one of us has sinned against God. We have done and said things that go against God and His ways—including His rules that He gave because He made us and loves us and knows the best way for us to live. God is so amazing and perfect and holy that any sin creates a giant debt, just like the money the first servant owed the king in the Bible Story. But Jesus loves us so much that He paid our giant debt we owed because of sin. Let's pray and thank God for His forgiveness and ask Him to help us forgive others."

Getting Ready | 23

Small Group

Here's everything you need to know to get ready for this week.

SOCIAL:

Opening Activity

Made to Play

What You Need:

- Offering container, one per Small Group

EveryChild Supplies:

- *Dice*

GROUPS:

Choose as many of these activities as you like.

1. You Break It, I Fix It

[Talk about God \ | Bible Story Review]

Made to Play

What You Need:

- Bible, one per Small Group
- Jenga® or wooden blocks, one set per Small Group

EveryChild Supplies:

- *Soft foam blocks*

2. Heavy or Light Backpack

[Live for God \ | Application Activity]

Made to Move

What You Need:

- Cones or pillows, several per Small Group
- Small backpacks, two per Small Group
- Heavy-but-safe items (like books or water bottles), several per Small Group

What You Do:

- Set up two simple, similar paths across the room using cones or pillows. Space the two paths about three to five feet apart from each other.
- Put the heavy items in the backpacks.

3. Memory Verse Suncatcher

[Hear from God \ | Memory Verse Activity]

Made to Create

What You Need:

- Bibles, one per kid
- "Castle Window" Activity Page, one per kid
- Paper, one piece per kid
- Plastic tablecloth, one per Small Group
- Baby oil, one bottle per Small Group
- Coated paper plates or bowls, one for every three kids
- Crayons, several per kid
- Cotton balls, one per kid
- Paper towels, one roll per Small Group
- Hand wipes, one package per Small Group

EveryChild Supplies:

- *Gloves*

What You Do:

- Print "Castle Window" on paper, one per kid.
- Spread out the tablecloth.

4. Pray and Dismiss

[Pray to God \ | Prayer Activity]

Made to Reflect

What You Need:

- Index cards, one per kid
- Pencils, one per kid
- Pink Pearl® erasers or similar, one per kid

EveryChild Supplies:

- *Dry erase marker*
- *Whiteboard*

HOME: Prompting Action Beyond the Experience

- Print on cardstock or email this week's devotionals and Parent Cue cards.
- Tell parents about our additional family resource: **Parent Cue App**.

Supplies:

- Offering container
- Bible
- Jenga® or wooden blocks
- Cones or pillows (several per Small Group)
- Small backpacks
- Heavy-but-safe items (like books or water bottles) (several per Small Group)
- Bibles
- "Castle Window" Activity Page

- Paper
- Plastic tablecloth
- Baby oil
- Coated paper plates or bowls (one for every three kids)
- Crayons (several per kid)
- Cotton balls
- Paper towels
- Hand wipes
- Index cards
- Pencils
- Pink Pearl® erasers or similar
- EveryChild Supplies: Dice
- EveryChild Supplies: Made to Play
- EveryChild Supplies: Soft foam blocks
- EveryChild Supplies: Made to Move
- EveryChild Supplies: Gloves
- EveryChild Supplies: Dry erase marker
- EveryChild Supplies: Whiteboard
- EveryChild Supplies: Print on cardstock or email this week's devotionals and Parent Cue cards

Supplies

23 Social Activity | Made to Play *Uses Minimal Supplies*

	Quantity
1. Offering container	1
2. EveryChild Supplies: Dice	1

23 – You Break It, I Fix It | Made to Play *Uses Minimal Supplies*

	Quantity
1. Bible	1
2. Jenga® or wooden blocks	1
3. EveryChild Supplies: Soft foam blocks	1

23 – Heavy or Light Backpack | Made to Move *Uses Minimal Supplies*

	Quantity
1. Cones or pillows	1
2. Small backpacks	2
3. Heavy-but-safe items (like books or water bottles)	1

23 – Memory Verse Suncatcher | Made to Create

	Quantity
1. Bibles	1
2. Paper	1
3. Plastic tablecloth	1
4. Baby oil	1
5. Coated paper plates or bowls	1
6. Crayons	1
7. Cotton balls	1
8. Paper towels	1
9. Hand wipes	1
10. EveryChild Supplies: Gloves	1

23 – Pray and Dismiss | Made to Reflect *Uses Minimal Supplies*

	Quantity
1. Index cards	1
2. Pencils	1
3. Pink Pearl® erasers or similar	1
4. EveryChild Supplies: Dry erase marker	1
5. EveryChild Supplies: Whiteboard	1