

# 2-3 | W4

## Today's Suggested Schedule—July 2026, Week 4

**Bible Story:** The Story of the Widow Who Would Not Give Up • *Luke 18:1-8*

**Bottom Line:** God's kingdom grows when you pray and don't give up.

**Monthly Memory Verse:** *God's kingdom is not about eating or drinking. It is about doing what is right and having peace and joy. All this comes through the Holy Spirit.* • Romans 14:17 NIV

Loud sounds, bright lights, and large groups can be overwhelming or overstimulating for some children. To create a more inclusive large group experience, consider offering adaptive tools like noise-canceling headphones, sunglasses, sensory-friendly items, or access to modified spaces.

### Prelude: Setting the Tone for the Experience

See the **Getting Ready** pages at the end of this document for a detailed description of what you'll need for today.

In the **Prelude** folder of your curriculum, you'll find a variety of other resources to help you prepare.

### Small Group (15 minutes)

#### Social: Providing Time for Fun Interaction

Opening Activity

### Large Group (35 minutes)

#### Story: Communicating God's Truth in Engaging Ways

#### Worship: Inviting People to Respond to God

Opener

Worship

Bible Story

Prayer

### Small Group (25 minutes)

#### Groups: Creating a Safe Place to Connect

Bible Story Review: Balloon People (K-1st grade), Judge Statue (2nd-3rd grade), Bible Story Extension and Discussion Questions (Preteen)

Application Activity: Keep On Knocking (K-1st grade), Yes, No, Not Yet (2nd-3rd grade), Take a Snapshot (Preteen)

Memory Verse Activity: Sticker Reward Bookmark (K-1st grade),

Memory Verse Tower (2nd-3rd grade), Verses to Take with You (Preteen)

Prayer Activity: Pray and Dismiss (K-1st grade, 2nd-3rd grade), Make It Personal with Prayer (Preteen)

### Home: Prompting Action Beyond the Experience

Parent Cue Card (Print or Email)

Devotionals for Kids

Parent Cue App



### Bible Story

The Story of the Widow Who Would Not Give Up  
• *Luke 18:1-8*

### Bottom Line

God's kingdom grows when you pray and don't give up.

### Conversation Starter

What do you need to keep doing?

### Monthly Memory Verse

*God's kingdom is not about eating or drinking. It is about doing what is right and having peace and joy. All this comes through the Holy Spirit.* • Romans 14:17 NIV

5 min

# Social

5 min

## 23 Social Activity | Made to Explore

### What You Need

|   |                                    |   |
|---|------------------------------------|---|
| 👤 | Offering container                 | 1 |
| 👤 | Plastic tablecloth                 | 1 |
| 👤 | Table                              | 1 |
| 👤 | Tray                               | 1 |
| 👤 | Large, clear jar with a wide mouth | 1 |
| 👤 | Peeled orange                      | 1 |
| 👤 | Water                              | 1 |

## Providing Time for Fun Interaction

### What You Do:

Before the Activity:

- Spread out the tablecloth on the table.
- Place the peeled orange in the jar and fill with water almost to the top.
- Place the jar on a tray set it in the middle of the tablecloth.

During the Activity:

- Welcome kids by name with a high-five, fist bump, smile, or wave as they arrive.
- Invite any kids who brought an offering to place it in the offering container.
- Gather the kids around the table. Show them the jar of water with the orange inside.
- Ask: "How can we get the orange out of the jar without spilling the water or reaching all the way to the bottom of the jar?"
- Let each kid take a turn trying to get the orange out.
- After each kid takes a turn, show them the "trick." Place your finger in the water and begin to stir it in a circle, faster and faster. The stirring will create a whirlpool that makes the orange rise.
- Once the orange rises to the top, you can easily grab it.

### What You Say:

"Wow, look at that! We had to keep stirring and not give up to make the orange come to the top. We had to be persistent! In our Bible Story today, we're going to hear about a woman who didn't give up when she needed help. Let's go find out what happened!"

5 min

# Bible Story Review

5 min

## 23 – Judge Statue | Made to Imagine \*Uses Minimal Supplies\*

### What You Need

-  Bible 1
-  Chair 1

## Creating a Safe Place to Connect

### What You Do:

#### During the Activity:

- Open your Bible to Luke 18:1-8, and show the kids where the Bible Story is.
- Review the Bible Story with the kids. Share the following points:
- Jesus wanted to tell a story about how we should pray and never give up.
- In His story, Jesus told about a widow who came over and over to an unfair judge and asked him to help her.
- The judge didn't care about God or what other people thought, but he finally helped the widow because she came to him over and over for help.
- Jesus told the story to teach us about God. Since an unfair, uncaring judge finally made things right, we can be absolutely sure that God, who loves us deeply, will help us when we ask.
- Ask for a volunteer to be the "Judge." Have them sit in the chair and make a very grumpy face. Explain that their job is to stay as still and as grumpy as a statue.
- Tell the rest of the kids they will be the "Widow."
- Have the "Widows" take turns walking up to the grumpy Judge and saying, "Please help me!"
- The first few times, the Judge should not move at all.
- Encourage the kids to keep going back. Say: "Don't give up! Go again!"
- Finally, after many kids have asked, tell the Judge to give a big sigh and finally nod their head "Yes."
- Celebrate that the persistence of the "Widows" worked. Switch roles, and play again if time allows.

### What You Say:

"You were great at not giving up! The widow in our Bible Story kept asking and asking, and the grumpy judge finally helped her. Jesus told this story to teach us about prayer. Is God like the grumpy judge? (*No!*) No! God is a loving Father! He loves it when we talk to Him. That's one of the ways we stay close to Him—we talk to Him about everything!

"God wants us to talk to Him and talk to Him and talk to Him about what we want and need. And He promises that He will do great kingdom things when we do! **[Bottom Line] God's kingdom grows when you pray and don't give up.**"

5 min

# Application Activity

5 min

## 23 – Yes, No, Not Yet | Made to Move \*Uses Minimal Supplies\*

### What You Need

 Floor tape

1

## Creating a Safe Place to Connect

### What You Do:

Before the Activity:

- Create three tape lines on the floor parallel to each other, a few feet apart.

During the Activity:

- Gather the kids near the tape lines.
- Point to the first line and say: "This is the 'Yes' line!"
- Point to the second line and say: "This is the 'No' line!"
- Point to the third line and say: "This is the 'Not Yet' line!"
- Explain that when we pray, God answers our prayers in one of these three ways.
- Tell the kids you are going to call out one of the answers, and they have to run to that line as fast as they can.
- Call out the answers in a random order: "Yes!", "No!", "Not Yet!", "Yes!"
- Keep the game moving quickly for a minute or two.

### What You Say:

"Great job running! Sometimes when we pray, God says, 'Yes!' right away. Sometimes He says, 'No' because He knows what's best for us. And sometimes He says, 'Not yet,' and we have to wait. The woman in our Bible Story had to wait! But did she give up? (*No!*) That's right! No matter how God answers, we can keep talking to Him.

"God loves it when we talk to Him about everything! One of the key parts of being someone's friend is talking to them. It's the same with God! He loves it when we talk to Him.

"When you keep praying—when you keep talking to God, and talking to God, and talking to God—it helps your heart stay close to God. And even when things are slow or hard, God is working. He is listening. He loves you so much and will always answer what you ask Him in a way that's best for you."




5 min

# Memory Verse Activity

5 min

## 23 – Memory Verse Tower | Made to Play

### What You Need

|  |         |
|--|---------|
|  Bibles         | 1       |
|  Plastic cups   | Several |
|  Ping-pong ball | 1       |

## Creating a Safe Place to Connect

### What You Do:

During the Activity:

- Give every kid a Bible, and direct them to look up Romans 14:17.
- Demonstrate how to look up the Memory Verse using the Bible Navigation Tips below:

**Finding verses for 2<sup>nd</sup> -3<sup>rd</sup> graders:** Guide them to open their Bibles to the front and find the table of contents. (Hold up a Bible opened to the table of contents to show the kids what the page looks like.) When the kids find the table of contents, lead them to find the name of the book in the list. When they find the book, lead them to look at the page number beside it. Explain that the number tells them on what page they can find that book. Help the kids find the page. When they find the book, explain that the big numbers on the page are the chapter numbers. Help them find the correct chapter. Then explain that the small numbers are verse numbers. Help them find the correct verse in that chapter.

- Repeat the Memory Verse out loud together several times.
- Review any words that might be unfamiliar to the kids.
- Invite the kids to set their Bibles aside.
- Give the kids a stack of plastic cups.
- Challenge them to work together to build a tall tower or castle.
- Once their tower is built, give them a ping-pong ball.
- Say: "Your challenge is to balance this ping-pong ball on the very top cup of your tower! Then, carefully move the cup with the ping-pong ball down to collect all the cups without the cups falling or the ping-pong ball falling off."
- This will take steady hands and patience. If the ping-pong ball or cups fall, encourage them to restack the cups and try again. Say: "Don't give up!"
- While they work, repeat the Memory Verse: "God's kingdom is not about eating or drinking. It is about doing what is right and having peace and joy. All this comes through the Holy Spirit" (Romans 14:17 NIV).

### What You Say:

"You did it! It wasn't easy, but you didn't give up. It's like that when we pray. Sometimes we have to keep asking and keep trusting God. When we do, God gives us peace and joy, just like our Memory Verse says. He will grow the good things of His kingdom in our hearts as we stay close to Him. **[Bottom Line]** God's kingdom grows when you pray and don't give up."



5 min

# Prayer

5 min

## 23 – Pray and Dismiss | Made to Reflect \*Uses Minimal Supplies\*

### What You Need

|   |   |
|---|---|
|  Cardstock         | 1 |
|  Coloring supplies | 1 |

## Creating a Safe Place to Connect

### What You Do:

Before the Activity:

- Print “My Persistent Prayer Calendar” on cardstock, one per kid.

During the Activity:

- Give each kid a “My Persistent Prayer Calendar” and coloring supplies.
- Read the simple prayer prompts for each day.
- Monday: Pray for a friend.
- Tuesday: Pray for your family.
- Wednesday: Pray for your school.
- Thursday: Say, “Thank You” to God.
- Friday: Pray for someone who is sick.
- Let them circle the day/days or color a picture for the day/days they want to remember to pray this week.

### What You Say:

“This little calendar can help us remember to be like the woman in our Bible Story: to keep asking and not give up! Talking to God over and over strengthens your relationship with Him. God wants to hear your heart because He is your friend. Let’s pray together right now.”

# Getting Ready | 23

## Small Group

Here's everything you need to know to get ready for this week.

### SOCIAL:

#### Opening Activity

##### Made to Play

##### What You Need:

- Offering container, one per Small Group
- Plastic tablecloth, one per Small Group
- Table, one per Small Group
- Tray, one per Small Group
- Large, clear jar with a wide mouth, one per Small Group
- Peeled orange, one per Small Group
- Water, one per Small Group

##### What You Do:

- Spread out the tablecloth on the table.
- Place the peeled orange in the jar and fill with water almost to the top.
- Place the jar on a tray set it in the middle of the tablecloth.

### GROUPS:

Choose as many of these activities as you like.

#### 1. Judge Statue

##### [Talk about God \ | Bible Story Review]

##### Made to Imagine

##### What You Need:

- Bible, one per Small Group
- Chair, one per Small Group

#### 2. Yes, No, Not Yet

##### [Live for God \ | Application Activity]

##### Made to Move

##### What You Need:

- Floor tape, one roll per Small Group

##### What You Do:

- Create three tape lines on the floor parallel to each other, a few feet apart.

### 3. Memory Verse Tower

#### [Hear from God \ | Memory Verse Activity]

##### Made to Play

##### What You Need:

- Bibles, one per kid
- Plastic cups, thirty-six cups per Small Group
- Ping-pong ball, one per Small Group

### 4. Pray and Dismiss

#### [Pray to God \ | Prayer Activity]

##### Made to Reflect

##### What You Need:

- "My Persistent Prayer Calendar" Activity Page, one per kid
- Cardstock, one per kid
- Coloring supplies, several per kid

##### What You Do:

- Print "My Persistent Prayer Calendar" on cardstock, one per kid.

### HOME: Prompting Action Beyond the Experience

- Print on cardstock or email this week's devotionals and Parent Cue cards.
- Tell parents about our additional family resource: Parent Cue App.

##### Supplies:

- Offering container
- Plastic tablecloth
- Table
- Tray
- Large, clear jar with a wide mouth
- Peeled orange
- Water
- Bible
- Chair
- Made to Move
- Floor tape
- Bibles
- Plastic cups, thirty-six cups per Small Group
- Ping-pong ball
- Made to Reflect
- "My Persistent Prayer Calendar" Activity Page
- Cardstock
- Coloring supplies (several per kid)

# Supplies

## 23 Social Activity | Made to Explore Quantity

|    |                                    |   |
|----|------------------------------------|---|
| 1. | Offering container                 | 1 |
| 2. | Plastic tablecloth                 | 1 |
| 3. | Table                              | 1 |
| 4. | Tray                               | 1 |
| 5. | Large, clear jar with a wide mouth | 1 |
| 6. | Peeled orange                      | 1 |
| 7. | Water                              | 1 |

## 23 – Judge Statue | Made to Imagine \*Uses Minimal Supplies\* Quantity

|    |       |   |
|----|-------|---|
| 1. | Bible | 1 |
| 2. | Chair | 1 |

## 23 – Yes, No, Not Yet | Made to Move \*Uses Minimal Supplies\* Quantity

|    |            |   |
|----|------------|---|
| 1. | Floor tape | 1 |
|----|------------|---|

## 23 – Memory Verse Tower | Made to Play Quantity

|    |                |         |
|----|----------------|---------|
| 1. | Bibles         | 1       |
| 2. | Plastic cups   | Several |
| 3. | Ping-pong ball | 1       |

## 23 – Pray and Dismiss | Made to Reflect \*Uses Minimal Supplies\* Quantity

|    |                   |   |
|----|-------------------|---|
| 1. | Cardstock         | 1 |
| 2. | Coloring supplies | 1 |