

Preschool

calvary  
kids

One Year,  
One Story!

# 1 Samuel

**Major Themes:** God's way is better than our way.  
God is ultimately in control.  
God can work powerfully through children and youth.

calvary  
church  
colorado



Scan QR Code  
for parent directions.

**Dear Adults,**

We are reading... \_\_\_\_\_

Use the sheet with your child to study the passage in 1 Samuel this week. Each of you has a part to complete. Pass it back and forth.

**Stuck? You can always ask your child:**

Where did you "read" about beginnings or major mistakes?

Where did you "see" beginnings or major mistakes?

**Bring this back to church and show your teacher it's done!  
Receive a punch on your bookmark towards a prize.**

**Adult:**

Write a note to your child about what your hopes are for this time.

---

---

---

**Child:**

Draw a picture of you and your adult reading the Bible together. How does it make you feel?

A large, empty rectangular box with a black border, intended for a child to draw a picture of themselves and an adult reading the Bible together.

**PRESCHOOL**

# Day 1

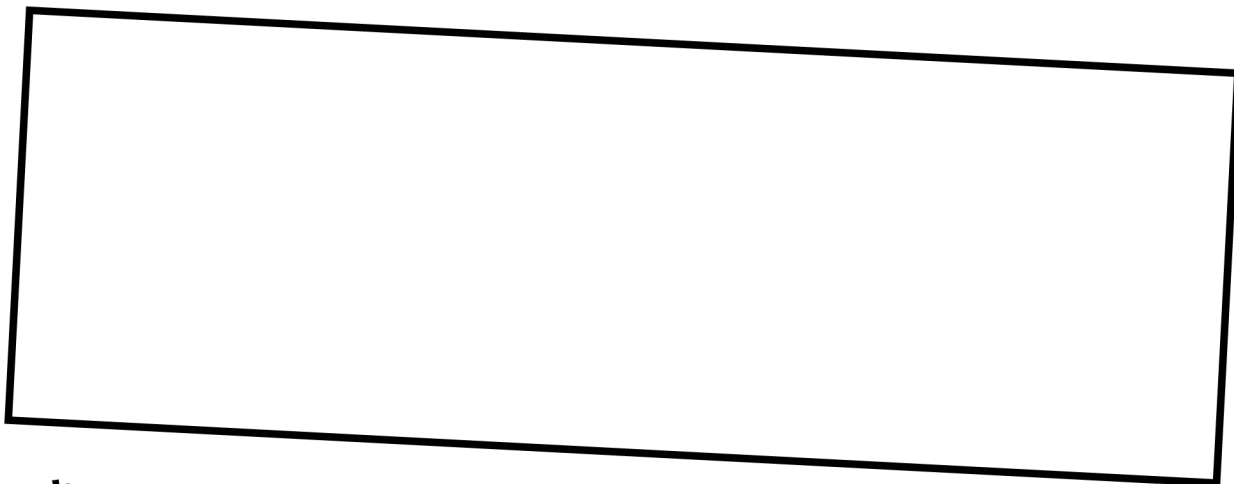
## **Adult:**

Read the story to your child. Read it in a storybook Bible that has pictures.

Ask: Who is the story mostly about?


## **Child:**

While your adult reads, you are going to listen and stop them when they read the part that matches the picture on the page. At the end, draw your own picture of the story.



## **Adult:**

Draw your own picture that wasn't included, but should have been.



## **Child:**

Find the part of the story where your adult's illustration should go.

# **PRESCHOOL** Day 2


## **Adult:**

Reread the story aloud in a storybook Bible.

Ask: Who is the story mostly about?


## **Child:**

While your adult reads, make a face. Pretend to be one of the people in the story and make a face for how they are feeling! Draw a picture of the story.



## **Adult:**

Draw your own picture of the person's face during one part of the story.



## **Child:**

Find the part of the story where your adult's face should go.

# **PRESCHOOL** Day 3

**Adult:**

Have your child draw the picture first! Then reread the story.

**Child:**

Do you remember what happens? Before you read the story, draw a picture of what you remember.



**Adult:**

Write a note to your child about your time together. Then read it to your child.

---

---

---

---

---

---

---