



Preschool Lesson



Lesson 2: Suffering



Whatchagaddaknow:

“No Matter What Happens, Jesus Gives Me Peace!”



Power Verse:

“I have told you all this so that you may have peace in me. Here on earth you will have many trials and sorrows. But take heart, because I have overcome the world.”
- **John 16:33**

Before the Lesson

- * Collect the items for the activities you plan to use, referring to the Classroom Supplies and Lesson Manual Supplies listed in the chart.
- * Pray for your students and for God’s direction in teaching the class.

This Lesson at a Glance

Activity	Classroom Supplies	Lesson Manual Supplies
Bible Story – This week, the kids will learn from the story of Stephen’s death. (Acts 6-7).		Bible Story Pictures (pg. 5-8)
Hands-On-Learning – The kids will learn that we can have God’s peace no matter what!	Fake spider	
Craft Option #1 – Bible Story Coloring Page	Crayons or markers	Bible Story Coloring Page Print Piece (pg. 9)
Craft Option #2 - P Is For Peace Craft	Watercolor paints, cardstock	P Is For Peace Craft Print Piece (pg. 10)
Craft Option #3 – Jesus & Kids Coloring Page	Crayons or markers	Jesus & Kids Coloring Page Print Piece (pg. 11)



Bible Story

Supplies Needed: Bible Story Pictures (provided on pg. 5-8)

Teacher Instruction: Before class begins, print the Bible Story Pictures. Have the children gathered around so they can see the pictures.

Say- This story happens not long after Jesus went up to Heaven. The apostles were busy telling everyone the good news—that Jesus is alive and loves us very much!

Say- Many people listened and believed, and more leaders began helping the church grow. One of those helpers was a man named Stephen. (*show pic*)

Say- Stephen loved Jesus. He told people all about Him, and he prayed for others to know Jesus, too. He was kind and full of God’s power. But not everyone liked what Stephen was saying.

Say- Some important leaders were not happy. They didn’t want people to follow Jesus. They were afraid that if everyone listened to Stephen, they wouldn’t be in charge anymore. (*show pic*)

Say- So, these leaders made a sneaky plan to trap Stephen. They got people to tell lies about him—things that weren’t true at all. That wasn’t fair, was it?

Say- Stephen had to stand in front of the Sanhedrin—a big group of religious leaders who asked him questions. The high priest said, “Stephen, is this true?”

Say- Stephen answered them by talking about how Jesus came to help people know God. He even told the leaders that they were the ones who hurt Jesus. Uh oh... The leaders didn’t like that. They got really, really angry!

Say- They didn’t want to hear about Jesus or to believe the truth. They closed their ears and hearts.

Say- (*show pic*) They rushed toward Stephen and dragged him out of the city. That’s a very scary thing.

Say- But even though this was a hard moment, Stephen looked up to Heaven. Do you know what he saw? Stephen saw Heaven open and saw Jesus standing there, waiting for him! Wow!

Say- Even when Stephen was hurting, he still showed love. He said, “Lord, do not hold this sin against these people.” (*show pic*)

Say- Stephen forgave them—just like Jesus forgives us. And then, Stephen went to be with Jesus in Heaven. Stephen trusted Jesus, even when things were scary.

Pray



Hands-On Learning

Supplies Needed: Fake spider

Teacher Instruction: *Before class begins, gather classroom materials. Have the children gathered around so they can see any illustration materials.*

Say- It's easy to feel happy and sure of Jesus' love when everything is going great—like when we get ice cream or play with our friends!

Say- But what about when scary things happen? Is Jesus with us even when we're scared?

Say- There are so many things that can feel scary sometimes. I don't know what you're scared of, but I am REALLY scared of spiders. YUCK! *(Show the fake spider)*

Say- When I see a spider, I want to run away screaming like a baby monkey! EEEE OOOHHH! *(Encourage the kids to make a monkey sound too)*

Say- What about the dark? It can feel scary in the dark! Or thunder? BOOM! Or big dogs that bark loudly? Or going to a new class and not knowing anyone?

Ask- Can you think of something that makes you feel scared?

-Allow time for response-

Say- There are a lot of scary things in the world. But guess what? I have great news for you!

Say- Jesus is with you even when you're scared! Whew! That makes me feel so much better.

Say- Not only is Jesus with you, but He will never, ever leave you—even during scary times.

Say- Stephen, our friend from the Bible, went through something very scary. People lied about him. The crowd turned on him. The leaders got really mad. That would be so scary.

Say- But guess what? Jesus was right there with Stephen. He gave Stephen something very special... peace.

Say- Peace means we are calm on the inside, even if things are loud and scary on the outside.

Say- We don't have to be afraid because Jesus gives us peace—no matter what!

Say- Say this with me: No matter what happens, Jesus gives me peace! *(Say the phrase aloud with the kids)*



Craft #1: Bible Story Coloring Page

Supplies Needed: Bible Story Coloring Page Print Piece (provided on pg. 9); Crayons or markers

Teacher Instruction: Before class begins, print the Bible Story Coloring Page Print Piece. Make sure you have enough for each kid to have one. Gather the classroom materials as well. Have the kids sit in an area that is appropriate for coloring.

How To Do Craft - Kids can color freely as they choose.



Craft #2: P Is For Peace Craft

Supplies Needed: P Is For Peace Craft Print Piece (provided on pg. 10); Watercolor Paints; Cardstock

Teacher Instruction: Before class begins, print the P Is For Peace Craft Print Pieces. Make sure you have enough craft pages for each kid to have one. This will work best if printed on cardstock. Gather the classroom materials as well. Have the kids sit in an area that is appropriate for crafting.

How To Do Craft - Allow the kids to decorate the design using watercolor paints. As you help the kids with the craft, talk about how we can have peace from God, no matter what!





Craft #3: Jesus & Kids Coloring Page


Supplies Needed: Jesus & Kids Coloring Page Print Piece (provided on pg. 11); Crayons or markers

Teacher Instruction: Before class begins, print the Jesus & Kids Coloring Page Print Pieces. Make sure you have enough for each kid to have one. Gather the classroom materials as well. Have the kids sit in an area that is appropriate for coloring.

How To Do Craft - Kids can color freely as they choose.








**LORD, DO NOT
HOLD THIS SIN
AGAINST THESE
PEOPLE!**






**STEPHEN WENT THROUGH VERY BAD TIMES,
BUT JESUS GAVE HIM PEACE!**

P IS FOR PEACE!



NO MATTER WHAT HAPPENS, JESUS GIVES ME PEACE!



NO MATTER WHAT HAPPENS, JESUS GIVES ME PEACE!