




# Preschool Lesson



## Lesson 4: Separation

 **Whatchagaddaknow:**  
“I Won’t Live Like The World!”

 **Power Verse:**  
“...come out from among unbelievers, and separate yourselves from them’, says the Lord.”  
- 2 Corinthians 6:17a

### Before the Lesson

- \* Collect the items for the activities you plan to use, referring to the Classroom Supplies and Lesson Manual Supplies listed in the chart.
- \* Pray for your students and for God’s direction in teaching the class.

### This Lesson at a Glance

Activity	Classroom Supplies	Lesson Manual Supplies
Bible Story – This week, the kids will learn from the story of Ananias & Sapphira and how they lied to God & Peter (Acts 5:1-11).		Bible Story Pictures (pg. 6-11)
Hands-On-Learning – The kids will learn that we as followers of God we should talk & act different than the world!	Fruit picture, robot picture, people picture	Hands-On Learning Pictures (pg. 12-14)
Craft Option #1 – Bible Story Coloring Page	Crayons or markers	Bible Story Coloring Page Print Piece (pg. 15)
Craft Option #2 - Alien Headband Craft	Crayons or markers, cardstock, scissors, tape	Alien Headband Craft Print Piece (pg. 16-17)
Craft Option #3 – Kids & Aliens Coloring Page	Crayons or markers	Kids & Aliens Coloring Page Print Piece (pg. 18)



# Bible Story

**Supplies Needed:** Bible Story Pictures (provided on pg. 6-11)

**Teacher Instruction:** Before class begins, print the Bible Story Pictures. Have the children gathered around so they can see the pictures.

**Say-** Today's Bible Story happened when the early church was just getting started. Lots of people were choosing to follow Jesus! They were so excited to love God and help others. Some people even sold things they owned and gave the money to the church so no one would go without.

**Say-** Among those people were a husband and wife named Ananias and Sapphira. (*show pic*) They sold a piece of land that they owned. At first, they wanted to give the money to the church, but then they came up with a sneaky plan.

**Say-** They decided to tell a lie. Oh no! They said they would give ALL the money they got from selling the land, but they secretly kept some for themselves. (*show pic*)

**Say-** Ananias brought the money to the church and gave it to Peter, one of Jesus' helpers. He said, "This is ALL the money we got from selling our land."

**Ask-** Was Ananias telling the truth?

**-Allow time for response-**

**Say-** No way! Ananias was not telling the truth. He was lying. And Peter knew it. (*show pic*) Peter said, "Why would you do such a thing? You didn't just lie to us, you lied to God!"

**Say-** As soon as Ananias heard Peter say this, (*show pic*) he fell down and died.

**Say-** Some men came, picked up Ananias' body, and carried him away to bury him. About three hours later, his wife, Sapphira, came in. She didn't know what had happened to her husband.

**Say-** Peter asked her, "Is this all the money you got from the land?"

**Say-** (*show pic*) Sapphira decided to lie too. She said, "Yes, this is ALL the money." (*show pic*) Right away, Sapphira fell to the ground and died, just like Ananias.

**Say-** Oh no! That's so sad. Ananias and Sapphira chose to lie instead of telling the truth. God wants His people to be honest. He wants us to tell the truth and do what's right. God's people should live differently from the rest of the world!

**Pray**



# Hands-On Learning

*Supplies Needed: Fruit picture; robot picture; people picture (provided on pg. 12-14)*

*Teacher Instruction: Before class begins, gather classroom materials. Have the children gathered around so they can see any illustration materials.*

**Say-** Today, we are learning how Christians should live differently than the rest of the world. But first, I have a little game for you! Let’s see how you do... *(Show fruit picture)*

**Ask-** One of these fruits doesn’t belong in the group. It’s different. Can you tell which one?

**-Allow time for response-**

**Say-** That’s right! It’s the banana! The banana doesn’t look or taste like the apples. It’s totally different! Let’s try another one. *(Show robot picture)*

**Ask-** Which one of these robots doesn’t belong in the group?

**-Allow time for response-**

**Say-** You got it! The red robot is different from the rest. One more round! *(Show the people picture)*

**Ask-** Which one doesn’t belong in the group?

**-Allow time for response-**

**Say-** You’re right—it’s the alien! Now guess what? Did you know the Bible says Christians are like aliens, too? Isn’t that funny?

**Say-** YOU are an alien! I’m an alien! Do you know why? Because this world is not our forever home. Our true home is in Heaven! One day, we’ll live with God forever in Heaven, and that’s what makes us different!

**Say-** Because we love Jesus and follow Him, we are called Christians. Can you say that word with me? *(Say “Christians” together with the kids)*

**Say-** Remember how easy it was to find the thing that didn’t belong in the pictures? Well, Christians should be easy to spot, too! How should a Christian be different? Let’s talk about that!

**Say-** Christians should TALK differently than people who don’t know Jesus. Let’s point to our mouths! *(Point with the kids)*

*(Continued on next page)*



# Hands-On Learning

*(Continued)*

**Say-** We should not say mean things, tell lies, or use bad words. Our words should be full of love, just like Jesus!

**Say-** Christians should also ACT differently! The things we do, the places we go, and the way we treat others should be different, too. Christians should always be friendly, be honest, obey God, and help others.

**Say-** Everything we SAY and DO is a chance to show people the love of Jesus!

**Say-** Say this with me: I won't live like the world! *(Say the phrase aloud with the kids)*



## Craft #1: Bible Story Coloring Page

*Supplies Needed: Bible Story Coloring Page Print Piece (provided on pg. 15); Crayons or markers*

*Teacher Instruction: Before class begins, print the Bible Story Coloring Page Print Piece. Make sure you have enough for each kid to have one. Gather the classroom materials as well. Have the kids sit in an area that is appropriate for coloring.*

**How To Do Craft** - Kids can color freely as they choose.



## Craft #2: Alien Headband Craft

*Supplies Needed: Megaphone Craft Print Piece (provided on pg. 16-17); Cardstock; Scissors; Tape*

*Teacher Instruction: Before class begins, print the Alien Headband Craft Print Pieces. Make sure you have enough craft pages for each kid to have one. This will work best if printed on cardstock. Gather the classroom materials as well. Have the kids sit in an area that is appropriate for crafting.*

**How To Do Craft** - Allow the kids to decorate their headbands. Cut out the design and fold so the two ends meet to form a headband shape. Place a piece of tape inside the headband where the ends meet to hold it closed. As you help the kids with the craft, talk about how we must live differently from the world!



## Craft #3: Kids & Aliens Coloring Page

*Supplies Needed: Kids & Aliens Coloring Page Print Piece (provided on pg. 18); Crayons or markers*

*Teacher Instruction: Before class begins, print the Kids & Aliens Coloring Page Print Pieces. Make sure you have enough for each kid to have one. Gather the classroom materials as well. Have the kids sit in an area that is appropriate for coloring.*

**How To Do Craft** - Kids can color freely as they choose.






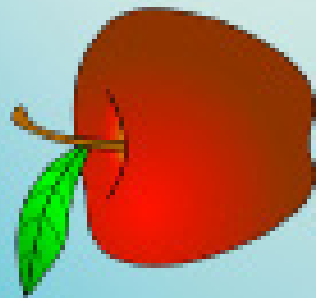

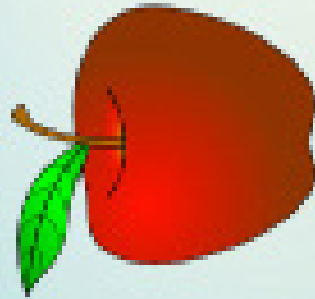


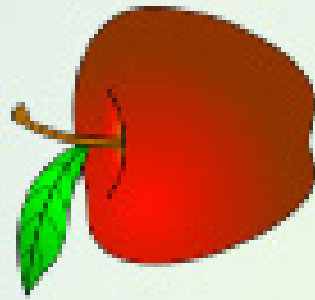
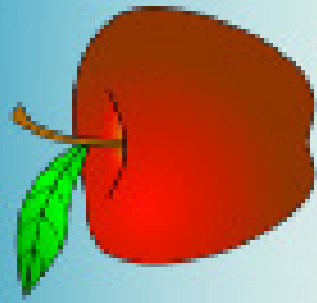


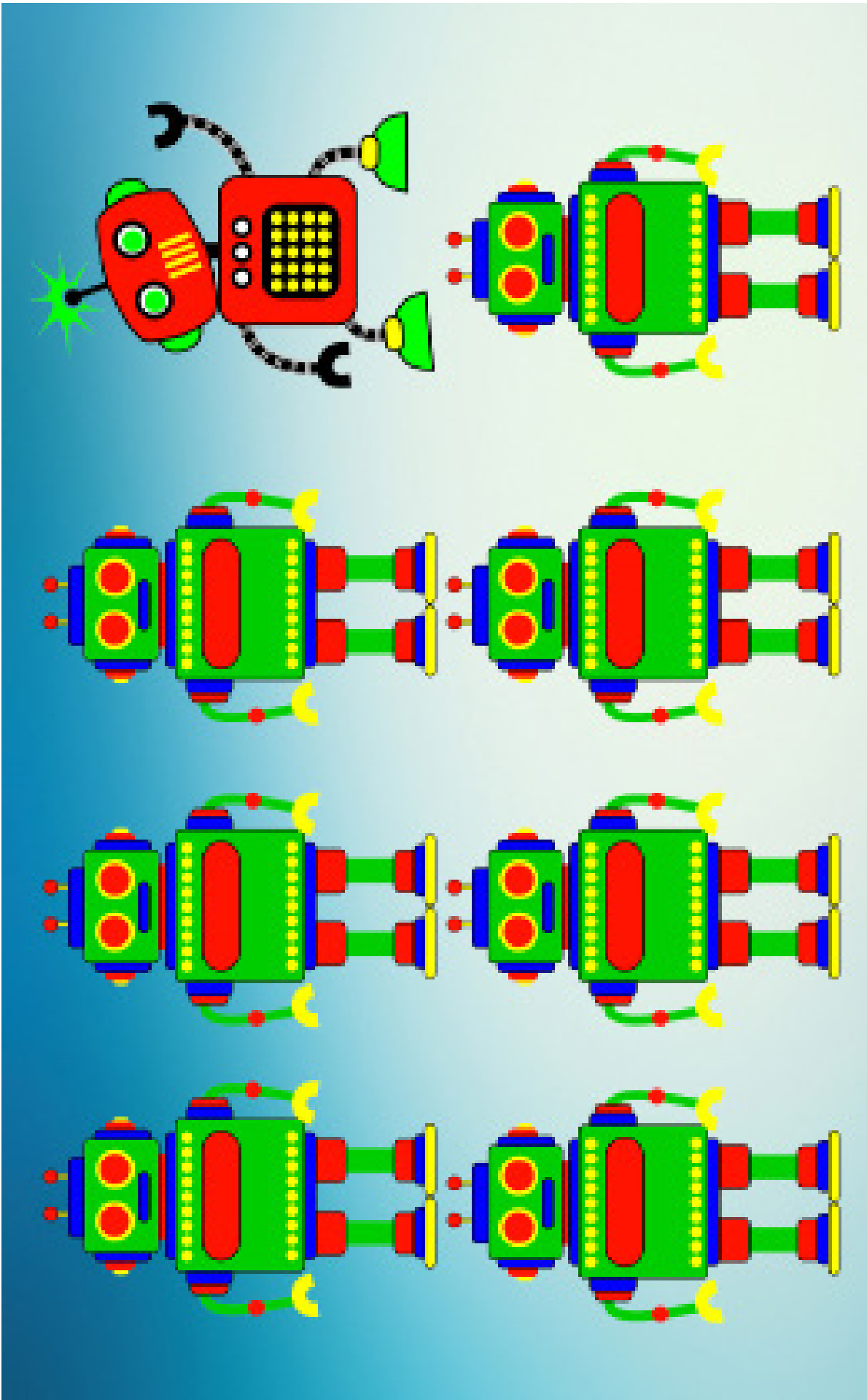





Yes, this is  
**ALL** the  
money.












**ANANIAS AND SAPPHIRA DECIDED TO LIE TO PETER AND TO GOD. THEY MADE A BAD CHOICE!**




**I Won't Live Like The World.**

**I Will Live For God!**




A large dashed rectangular box containing two smaller dashed rectangular boxes stacked vertically, intended for cutting out the pieces.

**Cut out the pieces and attach them together to create a headband.**




**I Won't Live Like The World.**

**I Will Live For God!**



**Cut out the pieces and attach them together to create a headband.**



**I WON'T LIVE LIKE THE WORLD. I WILL LIVE FOR GOD!**