



IN THIS ISSUE:

Water Quality Report2-3

Terms Defined 4

Test Result Tables4-7

Conservation Plan 8

A PUBLICATION OF THE WATERWORKS BOARDS OF SECTION AND DUTTON

Progress and professionalism

Despite the pandemic and supply chain uncertainty, the dedicated employees of the Waterworks Board of Section and Dutton have continued system improvements and regional expansions, says General Manager Jerry Hammon.

From Moore's Crossroads to the Geraldine area, the utility added about 5 miles of 8-inch water main to increase water flow, an effort requiring three months of work. This expansion supported the existing 6-inch water main, doubling the flow of water into Geraldine and the surrounding area. The project will help during times of high use, such as the summer.

During this past fiscal year, the Waterworks Board added nearly 170 new service locations. The expansion shows the growth in the region. For example, many of the new service locations were in the city of Rainsville, where multiple subdivisions were constructed in the last several years.

The pace of work is not expected to slow as work crews modernize a main line along County Road 395 from Section to Dutton. The original 3-inch line dates to 1963, when the area was rural farmland. To better serve those farms and handful of residences, the line will be upgraded to an 8-inch PVC pipe, which will produce enough flow and pressure to include fire hydrants.

The board also has plans to upgrade small lines in the Taco-Bet area on Highway 40, Jackson County Road 223 and Jackson County Road 224. Those roadways will also see new fire hydrants.

The Jackson County Water Authority received tobacco tax funds, which contribute to a portion of these line upgrades. "We thank them for overseeing this program for the good of the citizens of Jackson County," Hammon says. "A similar program is set up for the Dekalb system and is funded through a tag fee." 💧



Section and Dutton have experienced steady growth in recent years, including a Mennonite community that bought 500 acres recently.

Setting the standard for success


The Waterworks Sewer and Gas Board of Section received two industry awards, including the 19th consecutive recognition for the Area-Wide Optimization Program. The goal of this effort is to reduce the potential for bacteria and to improve overall water quality.

Additionally, the system was again awarded the CDC Water Fluoridation Quality Award, a federal recognition of water systems that maintain the optimal fluoridation range for its water supply.

"Our employees and our WWBSD Board take great pride in maintaining this level of excellence each year and providing excellent water to our customers," says Gerald Shankles, assistant manager at WWBSD. 💧

Stories by Matt Ledger

Photography contributed by WWBSD



Employee Excellence

The Waterworks Sewer and Gas Board of Section experienced a few personnel changes during the past year.

Brian Jones was promoted to the position of Section and Dutton Water Treatment Plant manager. "Brian has many years of service as a water treatment plant operator and has shown leadership ability through his hard work and dedication throughout that time," says Gerald Shankles, assistant manager at WWBSD.

Also, Water Treatment Plant Operator Shannon Myers is working toward filling the new position of compliance officer, as he is training his replacement for the shift he works at the Section and Dutton Water Treatment Plant.

"Together, these two employees have almost 54 years of combined service within our system," Shankles says. 💧

Waterworks Boards of Section & Dutton

Mailing Address

P.O. Box 1159 • Rainsville, AL 35986

Location

87 Circle Drive • Rainsville, AL 35986

Office Hours

Monday-Friday • 7:30 a.m. to 4 p.m.

Phone

Office: 256-638-2119

Toll Free: 866-801-8201

Treatment Plant: 256-228-4242

Web

sectionduttonwaterworks.com

Customer Contact

Lynn Carter, Office Manager

To provide you with water service, we need:

- Signed, completed application for utility service
- Rental agreement or receipt (if applicable)
- Photo ID (such as driver's license)
- Water meter number
- 911 address

The annual 3% rate increase will be effective on July 1, 2022.

Cost of New Service (3/4 inch)

Section Water Board

New Service Fee	\$500
Security Deposit	\$35
New Service Total	\$535

Dutton Water Board

New Service Fee	\$500
Security Deposit	\$35
New Service Total	\$535

Cost of Reconnection

Reconnection/Transfer Fee	\$10
Security Deposit	\$35
Reconnection Total	\$45
Collection Fee	\$25
Non Payment Cutoff Fee	\$50
After-Hours Reconnect Fee	\$100

Produced for The Waterworks Boards by:

WORDSOUTH
A PIONEER UTILITY RESOURCES COMPANY

We are pleased to present to you this year's Annual Water Quality Report. This report is designed to inform you about the quality of water and services we deliver to you every day. **Our constant goal is to provide you with a safe and dependable supply of drinking water.** We want you to understand the continual efforts we make to improve the water system, treatment process and protection of our water resources because we are committed to ensuring the quality of your water.

Our water source is the Tennessee River. In emergency situations, water may be sold to or purchased from the North Jackson, Sand Mountain and/or Northeast Alabama Water Systems as needed.

The water treatment process includes mixing, flocculation, sedimentation and filtration, with chemical additions, such as disinfection, at various points in the process.

We are pleased to report that our drinking water is safe and meets federal and state requirements.

This report is designed to show the quality of our water and what it means to you, the customer. If you have any questions about this report or your water utility, please contact the Section and Dutton Water Boards at 256-638-2119 or 866-801-8201. Your call will be directed to Gerald Shankles, water treatment plant manager. We want our valued customers to be informed about their water utility.

To meet state and federal regulations, the Section and Dutton Water Systems routinely monitor for more than one hundred (100) constituents and parameters in your drinking water, and one (1) fecal sample is taken monthly from the untreated water before the water enters our water treatment plant. The table in this report includes the detected contaminants from the monitoring period of Jan. 1, 2021, to Dec. 31, 2021.

Included is a table in which you will find many terms and abbreviations unfamiliar to you. To help you better understand these terms, we've provided the following definitions:

- **Non-Detects (ND)** – Laboratory analysis indicates that the constituent is not present.
- **Parts per million (ppm) or Milligrams per liter (mg/l)** – One part per

SECTION WATER BOARD

The Section Board meets on the last Monday of each month at 6 p.m. at the Section Water Office next to the Section Town Hall.
Work session 5-6 p.m.
(unless otherwise posted)

BOARD OF DIRECTORS

Steven Durham, Chairman
Harlon Dukes
Teresa McCrary
Rick Hanback
Lowell Ray Barron

DUTTON WATER BOARD

The Dutton Board meets on the third Monday of each month at 5 p.m. November-February and at 7 p.m. March-October at the Dutton Fire Hall.
(unless otherwise posted)

BOARD OF DIRECTORS

Trent Gilley, Chairman
Mike Graden
Billy Myers
Larry Holland
Bobby Sutton

million corresponds to one minute in two years or a single penny in \$10,000.

- **Parts per billion (ppb) or Micrograms per liter** – One part per billion corresponds to one minute in 2,000 years or a single penny in \$10,000,000.
- **Parts per trillion (ppt) or Nanograms per liter (nanograms/l)** – One part per trillion corresponds to one minute in 2,000,000 years, or a single penny in \$10,000,000,000.
- **Parts per quadrillion (ppq) or Pico-grams per liter (picograms/l)** – One part per quadrillion corresponds to one minute in 2,000,000,000 years or one penny in \$10,000,000,000,000.
- **Picocuries per liter (pCi/L)** – Measure of the radioactivity in water.
- **Millirems per year (mrem/yr)** – Measure of radiation absorbed by the body.
- **Million Fibers per Liter (MFL)** – Measure of the presence of asbestos fibers that are longer than 10 micrometers.
- **Nephelometric Turbidity Unit (NTU)** – Measure of the clarity of water. Turbidity in excess of 5 NTU is just noticeable to the average person.
- **Variances & Exemptions (V&E)** – State or EPA permission not to meet an MCL or a treatment technique under certain conditions.
- **Action Level** – The concentration of a contaminant that, if exceeded, triggers treatment or other requirements that a water system must follow.
- **Treatment Technique (TT)** – A required process intended to reduce the level of a contaminant in drinking water.
- **Maximum Contaminant Level** – The highest level of a contaminant that is allowed in drinking water. MCLs are set as close to the MCLGs as feasible using the best available treatment technology.
- **Maximum Contaminant Level Goal** – (mandatory language) – The level of a contaminant in drinking water below which there is no known or expected risk to health. MCLGs allow for a margin of safety. Based on a study conducted by the department with the approval of the EPA, a statewide waiver for the monitoring of asbestos and dioxin was issued. Thus, monitoring for any of these contaminants was not required.

MCLs are set at very stringent levels. The following statement is given to help you understand the possible health effects described for many regulated constituents. A person would have to drink 2 liters of water at the MCL level every day for a lifetime to have a one-in-a-million chance of having the described health effect.

- **Total Coliform** – The Total Coliform Rule requires water systems to meet a stricter limit for coliform bacteria. Coliform bacteria are usually harmless, but their presence in water can be an indication of disease-causing bacteria. When coliform bacteria are found, special follow-up tests are done to determine if harmful bacteria are present in the water supply. If this limit is exceeded, the water supplier must notify the public by newspaper, television or radio. To comply with the stricter regulation, we have increased our ability to monitor the average amount of chlorine in the distribution system.
- **Arsenic** – Some people who drink water that contains arsenic in excess of the MCL over many years could experience skin damage or problems with their circulatory system and may have an increased risk of getting cancer.
- **Copper** – This is an essential nutrient, but some people who drink water containing copper in excess of the action level over a relatively short amount of time could experience gastrointestinal distress. Some people who drink water containing copper in excess of the action level over many years could suffer liver or kidney damage. People with Wilson's Disease should consult their personal doctor.
- **Lead** – If present, elevated levels of lead can cause serious health problems, especially for pregnant women and young children. Lead in drinking water is primarily from materials and components associated with service lines and home plumbing. The Section and Dutton Water Systems are responsible for providing high-quality drinking water but cannot control the variety of materials used in plumbing components. When your water has been sitting for several hours, you can

minimize the potential for lead exposure by flushing your tap for 30 seconds to 2 minutes before using water for drinking or cooking. If you are concerned about lead in your water, you may wish to have your water tested. Information on lead in drinking water, testing methods and steps you can take to minimize exposure is available from the Safe Drinking Water Hotline or at epa.gov/safewater/lead.

- **Nitrate** – Infants below the age of 6 months who drink water containing nitrate in excess of the MCL could become seriously ill and, if untreated, may die. Symptoms include shortness of breath and blue-baby syndrome.

The sources of drinking water (both tap water and bottled water) include rivers, lakes, streams, ponds, reservoirs, springs and wells. As water travels over the surface of the land or through the ground, it dissolves naturally occurring minerals and radioactive material, and it can pick up substances resulting from the presence of animals or from human activity.

[Some people may be more vulnerable to contaminants in drinking water than the general population. Immuno-compromised persons such as persons with cancer undergoing chemotherapy, persons who have undergone organ transplants, people with HIV/AIDS or other immune system disorders, some elderly, and infants can be particularly at risk from infections. These people should seek advice about drinking water from their health care providers. EPA/CDC guidelines on appropriate means to lessen the risk of infection by cryptosporidium and other microbiological contaminants are available from the Safe Drinking Water Hotline \(800-426-4791\).](#)

Thank you for allowing us to continue providing your family with clean, quality water. We work hard to provide quality water to every tap. We ask that all our customers help us protect our water sources, which are the heart of our community, our way of life and our children's future. 💧

– Jerry Hammon,
General Manager

Understanding your Water Quality Report

On the pages that follow, you will find several tables. These represent our test results for 2021. This key will help you understand the information found in the charts.

Reasonably, all drinking water, including bottled water, may be expected to contain at least small amounts of some contaminants. The presence of contaminants does not necessarily indicate that the water poses a health risk. More information about contaminants and potential health effects can be obtained by calling the Environmental Protection Agency's Safe Drinking Water Hotline at 1-800-426-4791.

ADEM: Alabama Department of Environmental Management

AL: Action Level

EPA: Environmental Protection Agency

HARA: Highest Annual Rolling Average

MCL: Maximum Contaminant Level

MCLG: Maximum Contaminant Level Goal

MRDL: Maximum Residual Disinfection Level

MFL: Million fiber per liter

mg/l: milligrams per liter, or parts per million

mrem/year: millirems per year (a measure of radiation absorbed by the body)

NTU: Nephelometric Turbidity Unity

N/A: Not Applicable

ND: Non Detect

pCi/l: picocuries per liter (a measure of radioactivity)

ppb: parts per billion or micrograms per liter

ppm: parts per million or milligrams per liter

ppq: parts per quadrillion or pictograms per liter

ppt: parts per trillion or nanograms per liter

su: standard unit

TT: Treatment Technique

90th Percentile: 90% of samples are equal to or less than the number in the chart

The water boards of Section and Dutton completed a level one assessment in July of 2021. If you have any questions, you may call plant manager Brian Jones at 256-599-5898.

Section-Dutton Water 2022 CCR						
2021 Test Results Table of Detected Contaminants						
Of the many contaminants tested, only these few were at levels of detection. All test results are from the 2021 monitoring year unless otherwise noted. ¹						
CONTAMINANT	MCLG	MCL	Unit	Highest Amount Detected	Range Detected	Likely Source of Contamination
Microbiological						
Turbidity	N/A	TT	NTU	0.09	0.02 - 0.09	Soil runoff.
Radiological						
Alpha Emitters (2021) ¹	0	15	pCi/L	0.92+/-0.41	NA	Naturally present in the environment.
Radium 228 (2021) ¹	0	5	pCi/L	0.70+/-0.41	NA	Naturally present in the environment.
Inorganic Contaminants						
Nitrate	10	10	ppm	0.37	single sample	Runoff from fertilizer use; Leaching from septic tanks; Erosion of natural deposits.
Copper (2019)	1.3	AL=1.3	ppm	.12 90th percentile	ND-.12	Corrosion of household plumbing systems; erosion of natural deposits; leaching from wood preservatives.
Lead (2019)	0	AL=15	ppb	ND 90th percentile	ND	Corrosion of household plumbing systems, erosion of natural deposits. One site above the Action Level.
Fluoride	4	4	ppm	0.62	.30 - .90	Erosion of natural deposits; Water additive which promotes strong teeth; Discharge from fertilizer and aluminum factories.
Organic Contaminants						
Haloacetic Acids (HAA5)	N/A	60	ppb	19.9 HARA	3.3 - 32.0	By-product of drinking water chlorination.
Total Trihalomethanes (TTHM)	N/A	80	ppb	25.1 HARA	12.0 - 41.0	By-product of drinking water chlorination.
Total Organic Carbon	N/A	TT	ppm	0.8	0.51 - 1.0	Naturally present in the environment.
Chlorine	MRDLG=4	MRDL=4	ppm	2.6	2.5 - 2.7	Water additive used to control microbes.
Unregulated Contaminants						
Bromodichloromethane	N/A	N/A	ppb	0.0095	.0016 - .0095	By-product of drinking water chlorination.
Chloroform	N/A	N/A	ppb	0.039	.0038-.039	By-product of drinking water chlorination.
Dichloroacetic Acid	N/A	N/A	ppb	0.026	.0020-.026	By-product of drinking water chlorination.
Trichloroacetic Acid	N/A	N/A	ppb	0.021	.0013-.021	By-product of drinking water chlorination.
Dibromochloromethane	N/A	N/A	ppb	0.0024	ND-.0024	By-product of drinking water chlorination.
Non-Compliance Monitoring (DSE)(2018)						
Total Trihalomethanes (TTHM) (2018) ¹	N/A	80	ppb	22.7	6.53-22.7	By-product of drinking water chlorination.
Haloacetic Acids (HAA5) (2018) ¹	N/A	60	ppb	19	4.70-19.0	By-product of drinking water chlorination.
Non-Compliance Microbiological (LT2EWTR)(2017)						
Cryptosporidium	0	TT	oocysts/L	0.29	ND-0.29	Wildlife and/or human activity.
E. coli	0	TT	#/100mL	9	ND - 9	Wildlife and/or human activity.
Giardia	0	TT	cysts/L	0.19	ND - 0.19	Wildlife and/or human activity.
Total Coliform	0	TT	#/100mL	1733	72 - 1733	Wildlife and/or human activity.
Turbidity(Raw)	0	TT	NTU	36.00	2.00 - 36.00	Soil Runoff.




WAYS TO PAY

YOUR WATER BILL

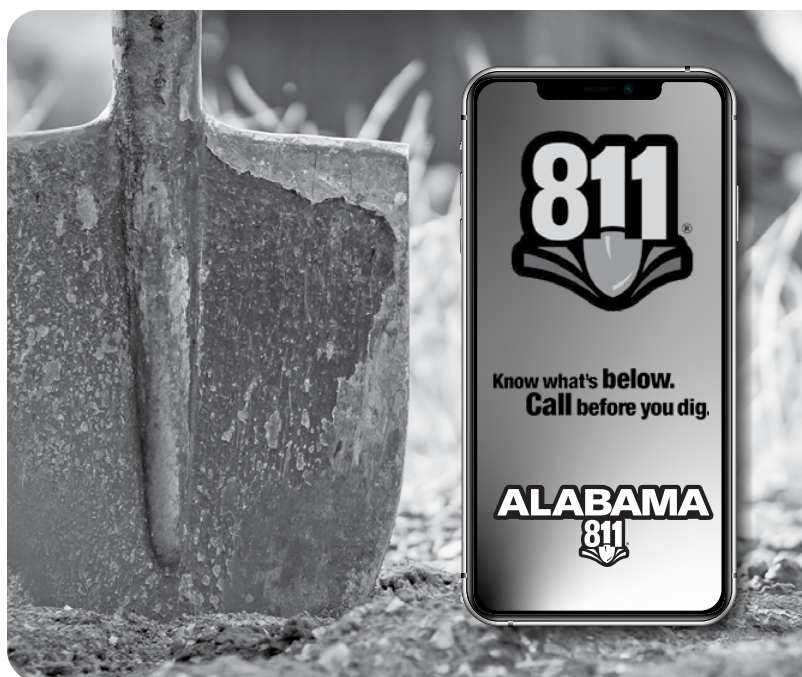
PAY IN PERSON AT THESE LOCATIONS:

- Reeds Grocery in Dutton
- Haynes Furniture in Section
- Sylvania Pharmacy in Sylvania
- Geraldine Town Hall in Geraldine
- Main Office in Rainsville

MEMBERS CAN ALSO PAY HERE:

-  Night Drop at the Main Office
-  Online at: sectionduttonwaterworks.com
-  By Bank Draft

Section-Dutton Water 2022 CCR						
2021 Test Results Table of Detected Contaminants (continued)						
Of the many contaminants tested, only these few were at levels of detection. All test results are from the 2021 monitoring year unless otherwise noted. ¹						
CONTAMINANT	MCLG	MCL (ug/L)	Unit	Highest Amount Detected	Range Detected	Likely Source of Contamination
Non-Compliance Monitoring (UCMR4)(2019)						
Maganese	N/A	0.4	ppb	0.43	ND-0.43	Naturally present in the environment / Industrial waste
Germanium	N/A	0.3	ppb	ND	ND	Naturally present in the environment / Industrial waste
Cylindrospermopsin	N/A	0.03	ppb	ND	ND	Naturally present in the environment / Industrial waste
Anatoxin-a	N/A	N/A	ppb	ND	ND	Naturally present in the environment / Industrial waste
Total Microcystin	N/A	0.3	ppb	ND	ND	Naturally present in the environment / Industrial waste
HAA5	N/A	60	ppb	25	10.95-25	Naturally present in the environment / Industrial waste
HAA6Br	N/A	N/A	ppb	8.93	5.2-8.93	Naturally present in the environment / Industrial waste
HAA9	N/A	N/A	ppb	31.92	15.7-31.92	Naturally present in the environment / Industrial waste
Alpha-hexachlorocyclohexane	N/A	0.01	ppb	ND	ND	Naturally present in the environment / Industrial waste
Chlorpyrifos	N/A	0.03	ppb	ND	ND	Naturally present in the environment / Industrial waste
Dimethipin	N/A	0.2	ppb	ND	ND	Naturally present in the environment / Industrial waste
Ethoprop	N/A	0.03	ppb	ND	ND	Naturally present in the environment / Industrial waste
Oxyfluorfen	N/A	0.05	ppb	ND	ND	Naturally present in the environment / Industrial waste
Profenofos	N/A	0.3	ppb	ND	ND	Naturally present in the environment / Industrial waste
Tebuconazole	N/A	0.2	ppb	ND	ND	Naturally present in the environment / Industrial waste
Total Permethrin	N/A	0.04	ppb	ND	ND	Naturally present in the environment / Industrial waste
Tribufos	N/A	0.07	ppb	ND	ND	Naturally present in the environment / Industrial waste
Butylated Hydroxyanisole	N/A	0.03	ppb	ND	ND	Naturally present in the environment / Industrial waste
o-Toluidine	N/A	0.007	ppb	ND	ND	Naturally present in the environment / Industrial waste
Quinoline	N/A	0.02	ppb	ND	ND	Naturally present in the environment / Industrial waste
1-butanol	N/A	2	ppb	ND	ND	Naturally present in the environment / Industrial waste
2-Methoxyanisole	N/A	0.4	ppb	ND	ND	Naturally present in the environment / Industrial waste
2-propen-1-ol	N/A	0.5	ppb	ND	ND	Naturally present in the environment / Industrial waste
Microcystin-LA	N/A	0.008	ppb	ND	ND	Naturally present in the environment / Industrial waste
Microcystin-LF	N/A	0.006	ppb	ND	ND	Naturally present in the environment / Industrial waste
Microcystin-LR	N/A	0.02	ppb	ND	ND	Naturally present in the environment / Industrial waste
Microcystin-LY	N/A	0.009	ppb	ND	ND	Naturally present in the environment / Industrial waste
Microcystin-RR	N/A	0.006	ppb	ND	ND	Naturally present in the environment / Industrial waste
Microcystin-YR	N/A	0.02	ppb	ND	ND	Naturally present in the environment / Industrial waste
Nodularin	N/A	0.005	ppb	ND	ND	Naturally present in the environment / Industrial waste



Safe digging is no accident

All it takes to identify underground utilities is one free, easy call or online request.

- » Call 811 at least three days before you plan to dig.
- » WWBSD will mark all underground water mains and service lines to protect you from injury and expense. Please contact our office at 256-638-2119.
- » Utility operators will respond to your request, marking where their lines are buried.
- » Dig carefully. Avoid digging within 24 inches on all sides of painted lines which indicate buried lines below. You may have to consider moving your project to another part of your yard.

Volatile Organic Chemicals (VOCs)

In addition to the primary drinking water contaminants, Section-Dutton Water also monitors for some of the following unregulated contaminants as required by ADEM and EPA.

CONTAMINANT	AMOUNT DETECTED	CONTAMINANT	AMOUNT DETECTED
1,1,1-Trichloroethane	ND	1,3-Dichloropropane	ND
1,1,2-Trichloroethane	ND	1,3-Dichloropropene	ND
1,1-Dichloroethene	ND	1,3,5-Trimethylbenzene	ND
1,2,4,-Trichlorobenzene	ND	2,2-Dichloropropane	ND
1,2-Dichloroethane	ND	Bromobenzene	ND
1,2-Dichloropropane	ND	Bromochloromethane	ND
Benzene	ND	Bromodichloromethane	0.003
Carbon tetrachloride	ND	Bromoform	ND
cis-1,2-Dichloroethene	ND	Bromomethane	ND
Ethylbenzene	ND	Chloroethane	ND
Methylene chloride	ND	Chloroform	0.0057
Chlorobenzene	ND	Chloromethane	ND
1,2-Dichlorobenzene	ND	Dibromochloromethane	ND
1,4-Dichlorobenzene	ND	Dibromomethane	ND
Styrene	ND	Dichlorodifluoromethane	ND
Trichloroethene	ND	Hexachlorobutadiene	ND
Tetrachloroethene	ND	Isopropylbenzene	ND
Toluene	ND	1,3-Dichlorobenzene	ND
trans-1,2-Dichloroethene	ND	Methyl tert-butyl ether	ND
Vinyl Chloride	ND	n-Butylbenzene	ND
Xylenes	ND	Naphthalene	ND
1,1-Dichloropropene	ND	n-Propylbenzene	ND
1,1,1,2-Tetrachloroethane	ND	2-Chlorotoluene	ND
1,1,2,2-Tetrachloroethane	ND	4-Chlorotoluene	ND
1,1-Dichloroethane	ND	4-Isopropyltoluene	ND
1,2,3-Trichlorobenzene	ND	sec-Butylbenzene	ND
1,2,3-Trichloropropane	ND	tert-Butylbenzene	ND
1,2,4-Trimethylbenzene	ND	Trichlorofluoromethane	ND

Secondary Contaminants

CONTAMINANT	AMOUNT DETECTED	CONTAMINANT	AMOUNT DETECTED
Alkalinity, Total (mg/l)	43.2	Magnesium (mg/l)	4.1
Aluminum(mg/l)	0.013	Manganese	ND
Calcium (mg/l)	18.7	Odor (Threshold order number)	ND
Carbon Dioxide (mg/l)	ND	pH (su)	6.9
Chloride (mg/l)	ND	Silver	ND
Color	ND	Sodium (mg/l)	8.4
Copper	ND	Specific Conductance (mg/l)	171
MBAS	ND	Total Dissolved Solids (mg/l)	100
Hardness (mg/l)	63.8	Zinc	ND
Iron, as Fe	ND		

Table of Primary Contaminants

At high levels some primary contaminants are known to pose a health risk to humans. This table provides a quick glance of any primary contaminant detections. All tests are from the 2021 monitoring year unless otherwise noted.¹

CONTAMINANT	MCL	AMOUNT DETECTED	CONTAMINANT	MCL	AMOUNT DETECTED
Bacteriological			Endrin (ppb)	2	ND
Total Coliform Bacteria	< 5%	19	Epichlorohydrin	TT	ND
Turbidity	TT	0.09	Glyphosate (ppb)	700	ND
Fecal coliform and E. coli	< 5%	0	Heptachlor (ppt)	400	ND
Radiological			Heptachlor epoxide (ppt)	200	ND
Beta/photon emitters (mrem/yr)	4	ND	Hexachlorobenzene (ppb)	1	ND
Alpha emitters (pci/l) (2021) ¹	15	0.92+/-0.41	Hexachlorocyclopentadiene (ppm)	50	ND
Combined radium (pci/l)	5	ND	Chlorine(ppm)	MRDL=4	2.7
Uranium (ppb)	30	ND	Chlorine Dioxide (ppb)	800	ND
Inorganic			Lindane (ppt)	200	ND
Antimony (ppb)	6	ND	Methoxychlor (ppb)	40	ND
Arsenic (ppb)	10	ND	Oxamyl [Vydate] (ppb)	200	ND
Barium (ppm)	2	0.021	PCBs (ppt)	500	ND
Beryllium (ppb)	4	ND	Pentachlorophenol (ppb)	1	ND
Cadmium (ppb)	5	ND	Picloram (ppb)	500	ND
Chromium (ppb)	100	ND	Simazine (ppb)	4	ND
Copper (ppm)	AL=1.3	ND	Toxaphene (ppb)	3	ND
Cyanide (ppb)	200	ND	Benzene (ppb)	5	ND
Fluoride (ppm)	4	0.62	Carbon Tetrachloride (ppb)	5	ND
Lead (ppb)	AL=15	ND	Chlorobenzene (ppb)	100	ND
Mercury (ppb)	2	ND	Dibromochloropropane (ppt)	200	ND
Nickel, as Ni (ppm)	0.1	ND	0-Dichlorobenzene (ppb)	600	ND
Nitrate (ppm)	10	0.37	p-Dichlorobenzene (ppb)	75	ND
Nitrite (ppm)	1	ND	1,2-Dichloroethane (ppb)	5	ND
Selenium (ppb)	50	ND	1,1-Dichloroethylene (ppb)	7	ND
Sulfate, as SO ₄ (ppm)	500	11.4	Cis-1,2-Dichloroethylene (ppb)	70	ND
Thallium (ppb)	2	ND	trans-1,2-Dichloroethylene (ppb)	100	ND
Organic Chemicals			Dichloromethane (ppb)	5	ND
2,4-D (ppb)	70	ND	1,2-Dichloropropane (ppb)	5	ND
2,4,5-TP (Silvex) (ppb)	50	ND	Ethylbenzene (ppb)	700	ND
Acrylamide	TT	ND	Ethylene dibromide (ppt)	50	ND
Alachlor (ppb)	2	ND	Styrene (ppb)	100	ND
Benzo(a)pyrene [PHAs] (ppt)	200	ND	Tetrachloroethylene (ppb)	5	ND
Carbofuran (ppb)	40	ND	1,2,4-Trichlorobenzene (ppb)	70	ND
Chlordane (ppb)	2	ND	1,1,1-Trichloroethane (ppb)	200	ND
Dalapon (ppb)	200	ND	1,1,2-Trichloroethane (ppb)	5	ND
Di-(2-ethylhexyl)adipate (ppb)	400	ND	Trichloroethylene (ppb)	5	ND
Di(2-ethylhexyl)phthalates (ppb)	6	ND	TTHM (ppb)	80	41.0
Dinoseb (ppb)	7	ND	Toluene (ppb)	1	ND
Diquat (ppb)	20	ND	Vinyl Chloride (ppb)	2	ND
Dioxin[2,3,7,8-TCDD] (ppq)	30	ND	Xylenes (ppm)	10	ND
Chloramines (ppm)	4	ND	Total Organic Carbon (ppm)	TT	1.0
Chlorite (ppm)	1	ND	Bromate (ppb)	10	ND
Endothall (ppb)	100	ND	Total Haloacetic Acid (ppb)	60	32.0

Waterworks Boards of Section & Dutton

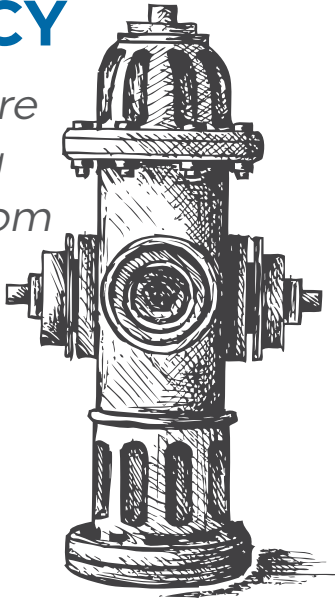
P.O. Box 1159

Rainsville, AL 35986

PSRST STD
U.S. POSTAGE
PAID
MAILED FROM
ZIP 35967
PERMIT #12

FIRE HYDRANT POLICY

*Procedure
for using
water from
hydrant*



It is the general policy of the Waterworks Board to provide quality water service to residents, businesses, farms and industry. The Board cannot permit free water from its fire hydrants to any such customers without an impact on the ability to maintain stable rates. IT IS ALSO UNLAWFUL TO OBTAIN WATER WITHOUT PAYMENT. Section 13A-8-23, Code of Alabama, provides if the value exceeds \$500.99, the theft is a felony. If under \$500, it is a Class A misdemeanor.

No one is authorized to obtain water from fire hydrants unless:

1. The user is a full-time or volunteer fire department responding to fire calls or drills.
2. A customer or entity has applied to the board at the main office in Rainsville, secured written authorization to use water from a fire hydrant, and made satisfactory financial arrangements for the payment of all such water.

The personnel of the Board is authorized to monitor and inspect hydrants to detect unauthorized water use. Frequently, damage occurs to fire hydrants if improper tools are used to operate them. Unauthorized use of fire hydrants will be pursued for payment of water used and/or damage to fire hydrants. The law enforcement and fire departments in each municipality and fire district are asked to enforce and report violations of this policy.

We solicit the cooperation of all our subscribers in helping to enforce this policy. Contact Jerry Hammon or Gerald Shankles (see Page 2 for numbers) should you have questions or wish to arrange for water use from a fire hydrant. 💧



Should the Waterworks Boards of Section and Dutton be placed under an Emergency Water Conservation Plan, all customers should adhere to the following guidelines:

- 💧 No lawn, landscape or other turf areas — including vegetable or flower gardens — shall be watered or irrigated.
- 💧 There shall be no washing of sidewalks, walkways, driveways or parking areas, except that flammable or dangerous substances be disposed of by direct hose flushing that benefits public health and safety.
- 💧 No water shall be used to clean, fill or maintain levels in swimming pools or decorative fountains unless such water is part of a recycling system.
- 💧 There shall be no washing of automobiles, trucks, tractors or any other vehicle until normal conditions are reinstated.
- 💧 No restaurant, hotel, cafe, cafeteria or public place where food is sold, served or offered for sale shall serve drinking water to customers unless expressly requested.
- 💧 Customers of the system must repair any water leak on his/her premises in a timely manner or be subject to all penalties. 💧