



PRESTONTRAIL
community church


EASTER ACTIVITY KIT



EASTER

BUCKET LIST

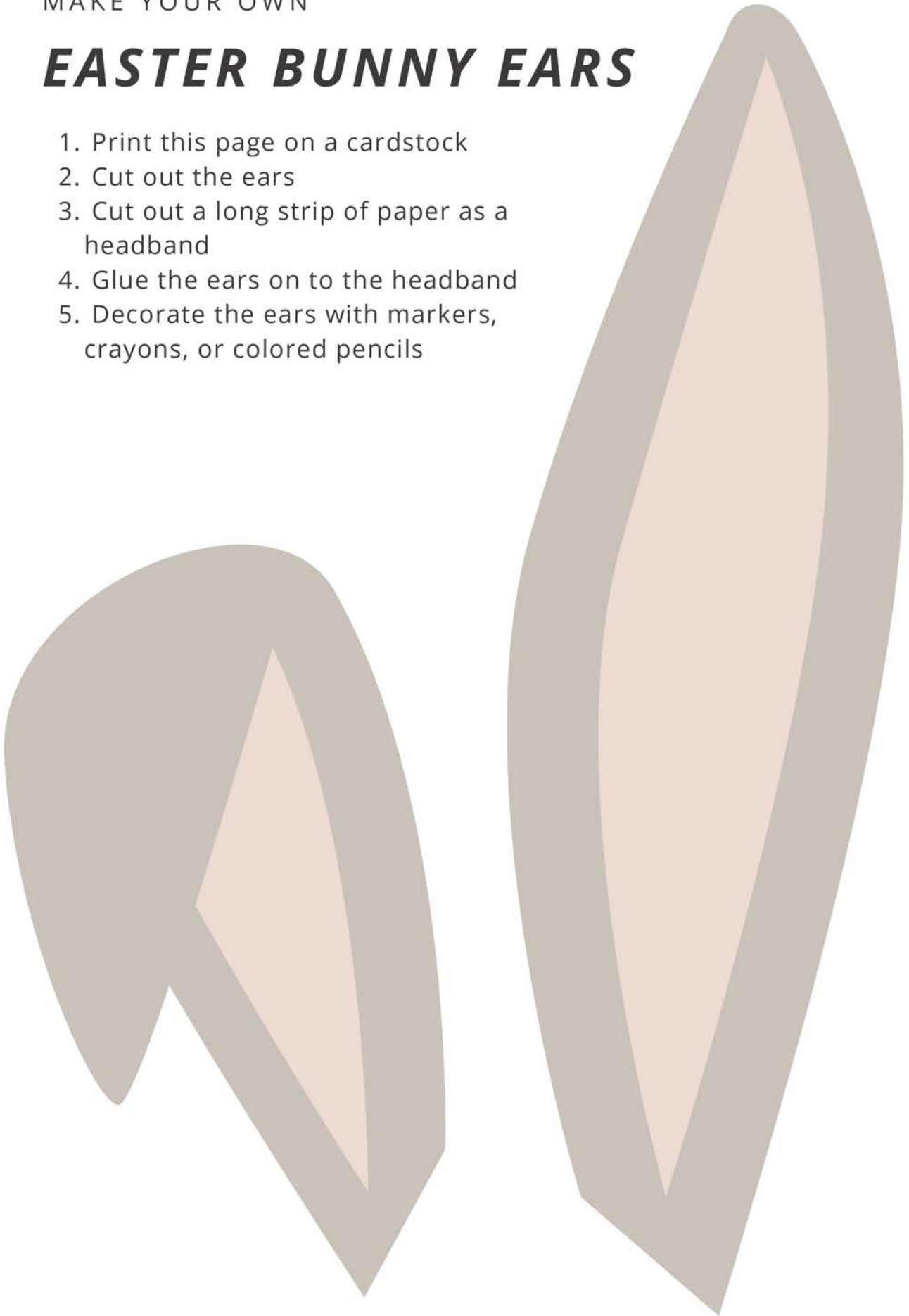
- DECORATE EASTER EGGS
- PLANT FLOWERS
- BAKE RESURRECTION ROLLS
Find instructions in this kit!
- READ THE EASTER STORY
John 18 -20 NIRV
- SPRING CLEAN THE HOUSE
- VISIT THE EASTER BUNNY
- INVITE A FRIEND TO CHURCH
- DANCE TO WORSHIP MUSIC
- "EGG" A NEIGHBOR'S HOUSE
Find instructions in this kit!
- EAT A CHOCOLATE BUNNY
- MAKE A PALM BRANCH
- WEAR BUNNY EARS
- FEED THE DUCKS AT THE PARK
- MAKE YOUR OWN RESURRECTION EGGS
- GO FOR A FAMILY WALK
- EAT JELLYBEANS
- DONATE GENTLY USED TOYS
- READ A STORY ABOUT EASTER
We love 'The Garden, the Curtain and the Cross' by Carl Laferton



MAKE YOUR OWN


EASTER BUNNY EARS

1. Print this page on a cardstock
2. Cut out the ears
3. Cut out a long strip of paper as a headband
4. Glue the ears on to the headband
5. Decorate the ears with markers, crayons, or colored pencils



Happy Easter

Which Easter Chick is looking in the wrong direction?





TELL THE EASTER STORY
WITH YOUR OWN

Resurrection Eggs

WHAT YOU'LL NEED

- EMPTY EGG CARTON
- 12 PLASTIC EASTER EGGS
- WHITE CARDSTOCK OR PRINTER PAPER
- PERMANENT MARKER

INSTRUCTIONS



1. PRINT THE ICONS AND STORY SHEET FROM THE NEXT PAGE
2. CUT OUT THE STORY ICONS
3. USING YOUR MARKER, NUMBER THE EGGS 1 THROUGH 12
4. PLACE THE ILLUSTRATION IN THE CORRESPONDING EGG
5. PUT ALL THE EGGS INSIDE THE CARTON
6. USE THE STORY SHEET TO HELP TELL THE EASTER STORY

OPTIONAL

INSTEAD OF USING THE PRINTABLES, PUT THESE SMALL ITEMS IN YOUR EGGS:

- | | |
|------------|------------------|
| 1. LEAF | 7. TWIG |
| 2. SPONGE | 8. NAIL |
| 3. CRACKER | 9. PURPLE FABRIC |
| 4. 3 DIMES | 10. LINEN CLOTH |
| 5. FLOWER | 11. STONE |
| 6. DICE | |

Resurrection Story Icons



Resurrection Story Cards



PALM SUNDAY - MATT 21:9
When the crowd heard that Jesus was coming to Jerusalem, they took palm branches and went to meet him. They shouted, "Hosanna! Blessed is he who comes in the name of the Lord"



CROWN OF THORNS - MATT 27:29
The soldiers made fun of Jesus. They made a crown out of thorns, placed it on his head, and shouted, "Hail, King of the Jews!"




BETRAYAL - MATT 26:14-16
One of the disciples, Judas, agreed to help the Romans capture Jesus. They paid Judas 30 pieces of silver so he would betray his friend.



THE CROSS - LUKE 23:33
Jesus was sentenced to die like a criminal. He was beaten and nailed to a wooden cross for all to see.



FEET WASHING - JOHN 13:5
Jesus gathered his disciples together, poured water in a bowl, and washed their feet. Jesus sets an example for how we can serve others.



TEMPLE CURTAIN - LUKE 23:44-46
When Jesus took his last breath, the temple curtain that separated people from the presence of God was torn. It was finished. Jesus had died for our sins.



LAST SUPPER - MATT 26:26-28
Jesus shared a final meal with his disciples. He knew what was about to happen and wanted his friends to know how to remember him.



BURIAL - MATT 27:57-59
Jesus' friends took his body and wrapped him in linen cloths so he could be buried.



THE GARDEN - MATT 26:36,39
Jesus went to the Garden of Gethsemane to pray before he was arrested. Jesus asked God to help him.



THE STONE - MATT 27:59-66
They placed Jesus in the tomb and rolled a big stone in front of it so no one could enter.



THE SOLDIERS - JOHN 19:23-24
The soldiers arrested Jesus. They didn't believe he was God's son. They made fun of him and played games to divide up his clothes.



THE EMPTY TOMB - LUKE 24:4-6
On the third day, Jesus' friends went to visit the tomb but found the stone was rolled away. Jesus wasn't there. He had risen - just like he said he would!

Easter



Word Search

C Y R Z F G Z F Q Y I C S N E
A E C E U B M A N F H S O X M
B S L Z T W M N S O O I B E I
C G F E D S U O C R T T S L T
W U O K B B A O C I T K S X G
J F J O T R L E D E B C H H N
W D A E D A A A W E R H E O I
M I T I T I R T A A I I E L R
J Y I E T T E K I O S C J I P
H H G Y K H H S M O E K S D S
T U L I P S D L Z I N S G A G
L I S U N D A Y M E C V G Y O
J P I U H P H B F L O W E R S
C D W S F M R H K F J E S U S
H T R I B E R I W A F U K H M

BASKET

RISEN

BUNNY

JESUS

CELEBRATION

CHICKS

CHOCOLATE

SUNDAY

EASTER

EGGS

PALM

FLOWERS

GOODIES

HOLIDAY

CROSS

REBIRTH

SPRINGTIME

TRADITION

TULIPS

FAITH



PALM SUNDAY











CUT OUT THE PALM BRANCH, TAPE
IT TO A POPSICLE STICK, AND
WAVE IT IN THE AIR SHOUTING

"HOSANNA!"

Easter Coloring

Color & create the most amazing Easter Eggs



Egg Your Neighbors!


Surprise your neighbors by scattering treat-filled Easter eggs all over their lawn.


Cut out the attached door hanger and include a handwritten note inviting them over for lunch or to Easter services at church.

You've Been Egged!



Happy Easter!





Easter

WORD SCRAMBLE



Unscramble the following Easter words

ESTEAR GEG

BNYUN

CEHLAOCOT

BKSTEA

CHKIC

GEG HNUIT

SEH LAIEV

CRROTA

HYLO WEKE

LMAB

SYNUDA

HLIODYA

RESURRECTION ROLLS

Ingredients:

- 1 (10 ounce) can refrigerated crescent rolls
- 2 tablespoons white sugar
- 2 tablespoons ground cinnamon
- 8 large marshmallows
- $\frac{1}{4}$ cup melted butter

Instructions:

1. Preheat the oven to 400 degrees F.
2. Lightly grease a baking sheet.
3. Separate crescent rolls into individual triangles.
4. Mix sugar and cinnamon together in a small bowl.
5. Dip a marshmallow into the $\frac{1}{4}$ cup of melted butter, then roll in sugar mixture. Place marshmallow into the center of a crescent roll triangle. Carefully wrap dough around marshmallow. Pinch the seams together tightly to seal in the marshmallow as it melts. Place roll on a baking sheet; repeat.
6. Bake in the preheated oven until golden brown, about 15 minutes.



The Story:

The marshmallow represents Jesus. It's pure, sinless and perfect. Even though he never did anything wrong, some people didn't like Jesus because he said he was God's son. So they put him to death on the cross.

Jesus' friends rubbed oils and spices (*butter and cinnamon sugar*) on his body to get him ready to be buried. Then they wrapped Jesus in special clothes (*dough*) and laid him in the tomb. Soldiers sealed the tomb with a big stone and guarded it day and night. Three days later, a miracle happened. The stone was rolled away and the tomb was empty! Jesus was alive!

JOIN US FOR



EASTER

WITH
PRESTON
TRAIL

Saturday, April 4 | 1, 3 & 5 P.M.

Sunday, April 5 | 9, 11 A.M. & 1 P.M.



prestontrail.org/easter



Friday, April 3 | 5:30 & 7 P.M.

GIVE YOUR KIDS THE EXPERIENCE OF A TRULY JOYOUS EASTER CELEBRATION



TODDLERS & PRESCHOOLERS LOVE OUR BUBBLE BASH CELEBRATING JESUS IS ALIVE!

ELEMENTARY KIDS GET TO WORSHIP THE RISEN SAVIOR WITH A FULL GLOW PARTY!



EASTER WITH PRESTON TRAIL
PRESTONTRAIL.ORG/EASTER

KID'S CLUBHOUSE

 **PRESTONTRAIL**
community church

FREE

INDOOR PLAYGROUND



FREE!
Ages 10 & Under

OPEN
Mon - Thurs
10 - 2 p.m.

Preston Trail
8055 Independence Pkwy
Frisco, TX 75035



LEARN MORE

PRESTONTRAIL.ORG/PLAYGROUND

Be sure to visit our website for current hours and closure updates.