Financial Report to the CCPC Congregation
First Quarter FY 2027
Three Months ending 9/30/26
(Unaudited)

Our Ministry Integration team is pleased to provide you with this summary financial report for the first quarter of fiscal year 2027. The church's financial condition is **excellent** with **$1.1 million** of **unrestricted cash and investments.** We are thankful for God's continuing blessing and for the members of our congregation that continue to give faithfully to support CCPC's mission.

Summary

The church had a **net operating deficit** of $(39,878) versus a **budgeted deficit** of $(190,057), a **significant improvement** of $150,179. The first quarter of the fiscal year is typically the lowest quarter for tithes and gift revenues. However, this quarter giving exceeded the budget by $184,763. The increase allowed for better-than budgeted financial performance even though expenses slightly exceeded the budget. The reasons for these variances are discussed in this report.

Balance Sheet Activity – Unrestricted Cash Position

Unrestricted cash (available for operations) was $1.1 million at September 30th, which is $281,968 **higher** than at 6/30/26, as shown below. This increase was due to collecting a $285,000 receivable from the EPC in reimbursement of certain expenses for the 2026 General Assembly.

Operating Cash Position Comparison

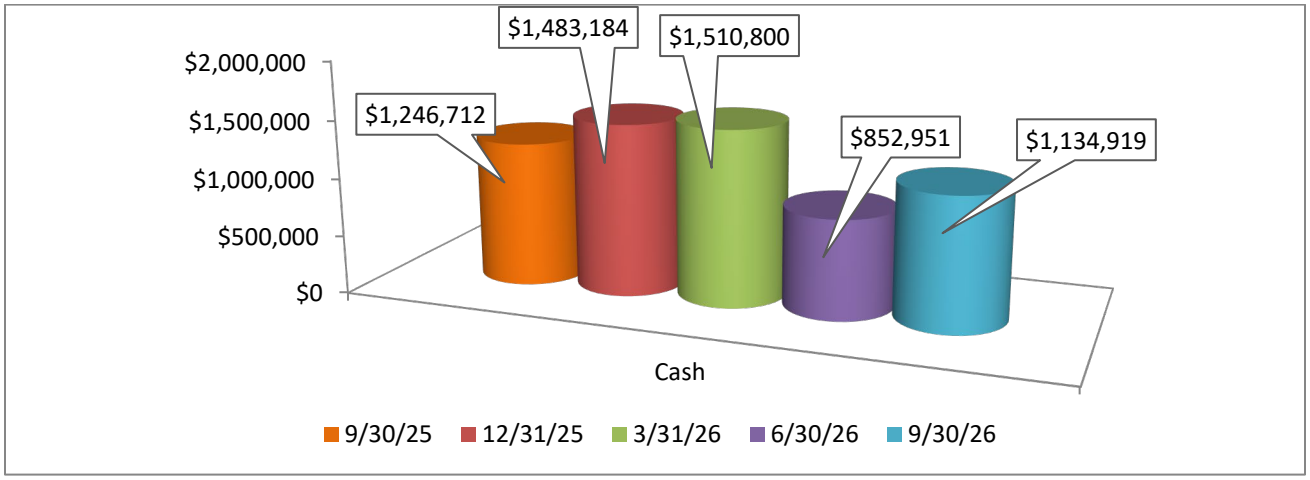

December 31st is usually the high point for operating cash and September 30th the low point during a fiscal year, primarily due to the giving patterns of the church, as demonstrated in the graph above. Spending, however, tends to be constant throughout the year.

At 9/30/26 there was no short-term debt and $367,266 of long-term debt outstanding that is supported by $10.2 million of unrestricted assets. The long-term debt consists entirely of the outstanding balance on the mortgage loan for the Community Center. This loan bears a fixed interest rate of 3% and has a repayment schedule which will retire the debt on October 1, 2027.

Long-Term Debt Comparison

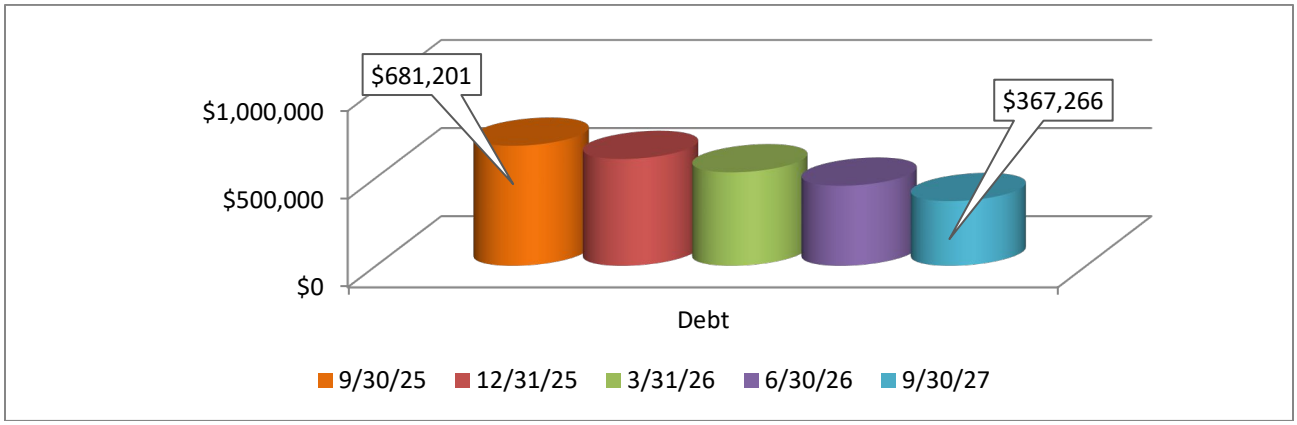

Principal and interest payments on the long-term debt totaled $80,850 for the first quarter.

Operating Revenues & Expense – Three Months Ending 9/30/26.

Revenues of $1,349,954 were $172,424 **higher** than the budget based on giving that exceeded the budget by $184,763. Pre/play school and miscellaneous revenue were $(12,339) **less** than the budget. Operating expenses totaled $1,389,832 which was $20,142 **higher** than the budget, resulting in a $(39,878) **deficit** versus the budgeted **deficit** of $(190,057), an **improvement** of $150,179.

Revenue & Expense Comparison

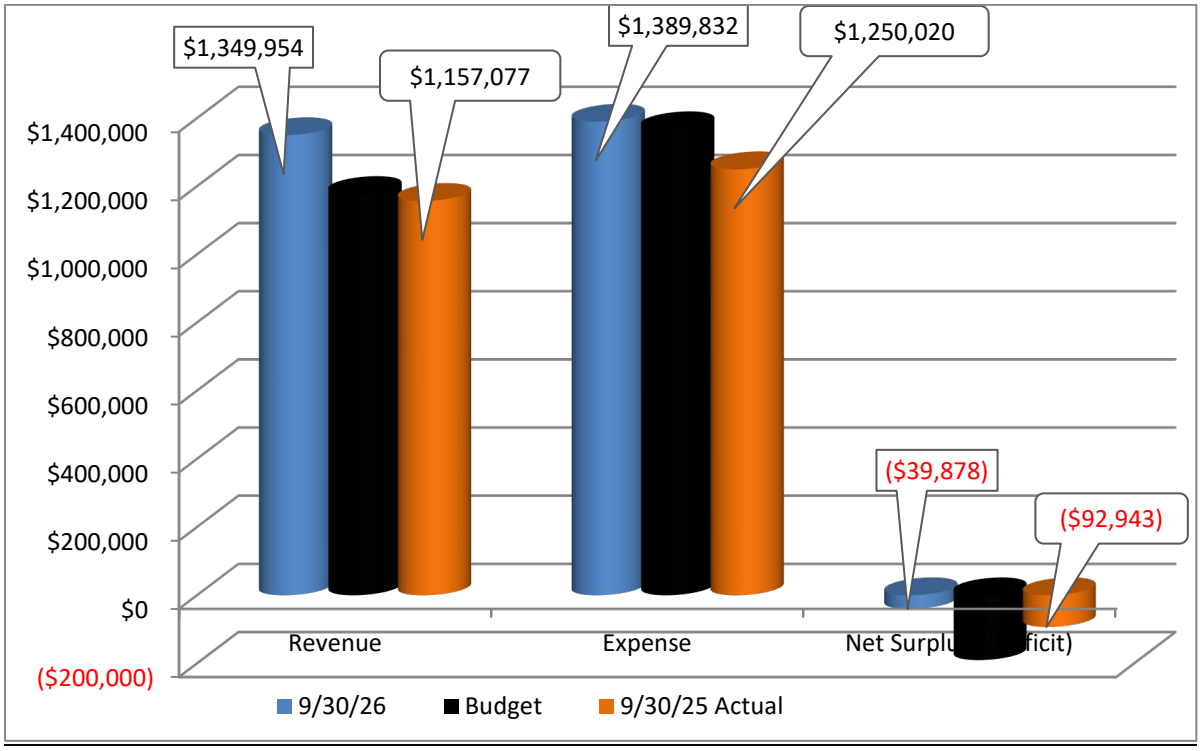

Giving was $ 184,763 **higher** than the budget and $200,091 **higher** than one year ago, as a large gift was received during the quarter.

Tithes & Gifts Comparison

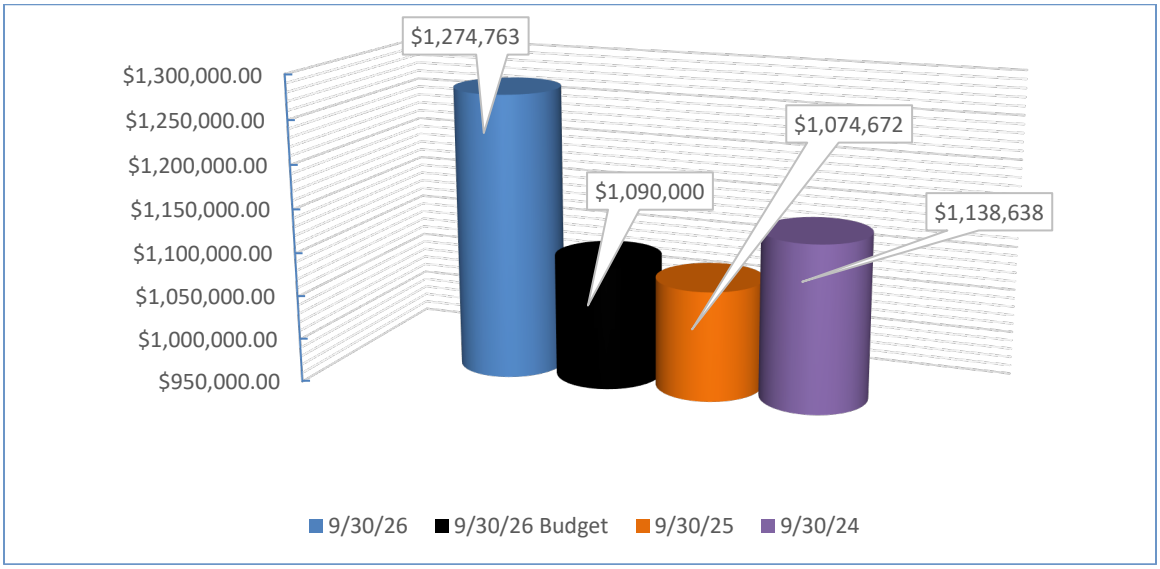

Miscellaneous revenue was $(16,151) **less** than the budget, as less interest income was received in the quarter than budgeted, which is a timing difference versus the budget. Pre/playschool revenue was $3,812 **higher** than the budget. Expenses exceeded the budget as facilities maintenance expenses were $40,082 **higher** due to unexpected and non-budgeted maintenance expenses. This **negative** variance was partially offset by net favorable variances in the other expense categories.

Firm Foundation Update

Revenue and expenses for the "Firm Foundation" fund are separate from the operating results of the church. Below is a summary of that activity **as of September 30, 2026**:

Donations Received	$2,775,737
Expenditures	1,692,651
Contracts Payable	303,873
Balance 9/30/26	**$779,213**

Significant expenditures includes reserving 20% of donations received for mission giving ($555,147), sound and visual upgrades to the sanctuary, gym and FUEL, safety and security improvements, sanctuary organ renovation, Cherry Bowl and Youth renovations and new appliances. Beyond completed or projects in process there are needs that exceed the remaining balance of the fund by $1.54 million, as reported in Pastor Brad's recent update to the congregation.

Session Designated Funds

Periodically the Session will set aside or designate funds from the operating account to fund specific projects or maintenance of church facilities that are **not** recorded as operating expenses. The following recaps the flow of funds with this restriction for the last ninety days:

Balance 6/30/26	**$ 1,259,942**
Additions-4Q26	10,940
Expenditures- 4Q26	(31,061)
Balance 3/31/26	**$ 1,239,921**

The addition for the quarter was entirely from columbarium niche sales. Expenses for the quarter were primarily (96%) facility maintenance items that are charged to this fund, not the operating fund.

The Ministry Integration team appreciates your outstanding support in raising Kingdom resources to fund the ministry work of CCPC. Please let us know if you have any questions about the information contained in this report.

Respectfully submitted,

Gary Hein
Executive Pastor

Richard Staky
Treasurer

Wade Pursell
Elder

Will Barnes
Elder

Brad Strait
Senior Pastor