

# 2-3 | W4

## Today's Suggested Schedule—June 2026, Week 4

**Bible Story:** The Stories of the Hidden Treasure and the Pearl • *Matthew 13:44-46 (Supporting: Matthew 4:18-22)*

**Bottom Line:** Loving God and His kingdom is most important.

**Monthly Memory Verse:** "May your kingdom come. May what you want to happen be done on earth as it is done in heaven." • *Matthew 6:10 NIV*

Loud sounds, bright lights, and large groups can be overwhelming or overstimulating for some children. To create a more inclusive large group experience, consider offering adaptive tools like noise-canceling headphones, sunglasses, sensory-friendly items, or access to modified spaces.

### Prelude: Setting the Tone for the Experience

See the **Getting Ready** pages at the end of this document for a detailed description of what you'll need for today.

In the **Prelude** folder of your curriculum, you'll find a variety of other resources to help you prepare.

### Small Group (15 minutes)

#### Social: Providing Time for Fun Interaction

Opening Activity

### Large Group (35 minutes)

#### Story: Communicating God's Truth in Engaging Ways

#### Worship: Inviting People to Respond to God

Opener

Worship

Bible Story

Prayer

### Small Group (25 minutes)

#### Groups: Creating a Safe Place to Connect

Bible Story Review: Find the Pearl (K-1st grade), Hidden Message (2nd-3rd grade), Bible Story Extension and Discussion Questions (Preteen)

Application Activity: What Would You Do? (K-1st grade), What's Worth More? (2nd-3rd grade), Take a Snapshot (Preteen)

Memory Verse Activity: Memory Verse Treasure Chest (K-1st grade), Memory Verse Showdown (2nd-3rd grade), Verses to Take with You (Preteen)

Prayer Activity: Pray and Dismiss (K-1st grade, 2nd-3rd grade), Make It Personal with Prayer (Preteen)

### Home: Prompting Action Beyond the Experience

Parent Cue Card (Print or Email)

Devotionals for Kids

Parent Cue App



### Bible Story

The Stories of the Hidden Treasure and the Pearl  
• *Matthew 13:44-46 (Supporting: Matthew 4:18-22)*

### Bottom Line

Loving God and His kingdom is most important.

### Monthly Memory Verse

"May your kingdom come. May what you want to happen be done on earth as it is done in heaven." • *Matthew 6:10 NIV*




5 min

# Social

5 min

## 23 Social Activity | Made to Play

### What You Need

-  Offering container 1
-  Deck of playing cards, one pack for every 1 two kids
-  EveryChild Supplies: Oversized Several cards



### EveryChild tips

- Use oversized cards to make them easier to handle and see.

### What You Do:

During the Activity:

- Greet each kid by name with a fist bump, high-five, smile, or wave as they arrive.
- Invite any kids who brought an offering to place it in the offering container.
- Divide the kids into groups of two.
- Give each pair of kids a deck of cards. Help them divide the deck evenly between the two players, keeping the cards face down.
- Explain how to play "Slap the Heart."
- On the count of three, both players flip over their top card.
- If either card is a heart, the first person to slap the heart card wins that pile of cards.
- If neither card is a heart, they leave the cards and flip the next top card from their deck. The winner of the next "slap" gets the cards in the played pile.
- The person with the most cards at the end wins.
- Shuffle, reset, and repeat.

### What You Say:

"Great job! You had to be fast to slap that heart! We use hearts to talk about things we love. A favorite pet, good snacks, a great book, soccer, dance, or a stuffed animal. Every single one of those things is good. God made you to love them. But none of them is the most important thing. In our Bible Story today, Jesus tells a story about finding something so important, so valuable, that it is the most important thing in the whole world. Let's go find out what it is!"





5 min

# Bible Story Review

5 min

## 23 – Hidden Message | Made to Create

### What You Need

 Bible	1
 Paper	1
 Coloring supplies	Several
 "Hidden Message" Activity Page	1

### What You Do:

Before the Activity:

- Print "Hidden Message" on paper, one per kid.

During the Activity:

- Open the Bible to Matthew 13:44-46.
- Read the passage out loud.
- Review the stories of the hidden treasure and the pearl.
- Ask: "What can you tell me about the parable of the hidden treasure?" (*There was a man who found a treasure hidden in a field. He sold absolutely everything and bought that field!*)
- Ask: "What can you tell me about the parable of the pearl?" (*There was a pearl trader who found a very valuable pearl. He sold everything to buy that pearl!*)
- Emphasize how the men in the stories gave up everything they had to get the one treasure.
- Give each kid a "Hidden Message" Activity Page.
- First, let the kids color the treasure chest on every other section as it appears on their paper, and color in the letters appearing on the other sections.
- Then, guide them through the folding steps. Show them how to fold the paper on the fold lines to reveal the hidden message: "God's kingdom."

### What You Say:

"Wow, look at that! When you folded the paper just right, a secret message appeared! It says, 'God's kingdom.' That's what the treasure in our story is all about.

"One day, Jesus taught a great crowd along the Sea of Galilee. He used stories called parables to explain what God's kingdom is like and how it grows. Afterward, back at the house where they were staying, Jesus' closest friends wanted to know more. Jesus told them that His kingdom was more precious than hidden treasure or the most valuable, valuable pearl.

"Jesus said that truly finding God's kingdom is more exciting and more valuable than treasure. In fact, it's worth giving up all the other important things to keep this one thing. **[Bottom Line] Loving God and His kingdom is most important.**"




5 min

# Application Activity

5 min

## 23 – What's Worth More? | Made to Play

### What You Need

 Cardstock	1
 Scissors	1
 "What's Worth More?" Activity Page	1

### What You Do:

Before the Activity:

- Print "What's Worth More?" on cardstock and cut, one set per Small Group.

During the Activity:

- Show the kids one set of pictures at a time and ask, "What's worth more?"
- Hold up the pictures of the quarter and the penny. Ask, "What's worth more? The quarter or the penny?" (*the quarter*)
- Hold the pictures of the dollar bill and the five-dollar bill. Ask, "What's worth more? The dollar bill or the five-dollar bill?" (*the five-dollar bill*)
- Hold the pictures of the gold and the silver. Ask, "What's worth more? Gold or silver?" (*gold, at the time of publishing*)
- Finally, hold up the picture of the toy and the picture of Jesus.
- Ask, "What's worth more? What is the most important thing to love?" (*God/Jesus*)

### What You Say:

"You are so smart! You know that some things are worth more than others. Jesus' stories about the treasure and the pearl teach us that God's kingdom is the most valuable, most special treasure of all. Nothing is better or more important.

"That's why you should make getting to know God and His kingdom the most important thing in your life. You can do this by making spending time with God the most important thing you do. You can make it a priority to spend time with God every day—and you can get to know who He is by reading the Bible.

"And go through every day with Him as your closest friend too. Since God is the most important, talk to Him about absolutely everything. As you go through life, you can say, 'God, I loved that breakfast so much,' Or, 'God, I'm really nervous about swim practice.' Or, 'God, is there anything You would like me to do here?'

"Since Jesus is an exact picture of what God is like, we can make God's kingdom most important when we live like Jesus. Since Jesus is loving, joyful, just, compassionate, trustworthy, and kind, then God's kingdom is like that too. We can be loving, joyful, just, compassionate, trustworthy, and kind everywhere we go to show that God's kingdom is the most important.

“Invite God to be part of everything in your life—at home, at school, or wherever you are—because **[Bottom Line]** loving God and His kingdom is most important.”






5 min

# Prayer

5 min

## 23 – Pray and Dismiss | Made to Reflect \*Uses Minimal Supplies\*

### What You Need

 Paper chain from Weeks One	1
 Construction paper	Several
 Scissors	1
 Coloring supplies	1
 Clear tape	1

### What You Do:

Before the Activity:

- Cut paper into one-inch to two-inch wide strips, one per kid.

During the Activity:

- Give each kid a strip of paper, and ask them to think of and write or draw one way they can love God and His kingdom this week. (e.g., "I can pray," "I can be kind," "I can listen to my mom/dad.")
- Go around the circle. As each kid shares their idea, take one strip of paper at a time and loop it through one of the end circles of the paper chain from Week Three, form it into a circle, and tape it closed.
- Take the next kid's strip of paper and loop it through the first circle before taping it, adding to the chain.
- Continue with each kid's strip of paper.

### What You Say:

"Our prayer chain is so long and beautiful! It's full of ways we can love God and His kingdom. When Jesus first called them, Peter, Andrew, James, and John all left their nets and boats and followed Jesus immediately. They knew in their hearts, if not yet in their minds, that Jesus is worth everything. These men left their families and their jobs behind in order to follow Jesus and help spread the news of God's great love and His kingdom. God has offered this priceless treasure of following Him and being His friend in your life too. Let's make **[Bottom Line] loving God and His kingdom most important** this week! Let's pray together."

# Getting Ready | 23

## Small Group

### GETTING READY

Here's everything you need to know to get ready for this week.

### SOCIAL:

#### Opening Activity

#### Made to Play

#### What You Need:

- Offering container, one per Small Group
- Deck of playing cards, one pack for every two kids

#### *EveryChild Supplies:*

- *Optional: Oversized cards*

### GROUPS:

Choose as many of these activities as you like.

#### 1. Hidden Message

[Talk about God | Bible Story Review]

#### Made to Create

#### What You Need:

- Bible, one per Small Group
- "Hidden Message" Activity Page, one per kid
- Paper, one piece per kid
- Coloring supplies, several per kid

#### What You Do:

- Print "Hidden Message" on paper, one per kid.

#### 2. What's Worth More?

[Live for God | Application Activity]

#### Made to Play

#### What You Need:

- "What's Worth More?" Activity Page, one per Small Group
- Cardstock, four pieces per Small Group
- Scissors, one pair per Small Group

#### What You Do:

- Print "What's Worth More?" on cardstock and cut, one set per Small Group.

#### 3. Memory Verse Showdown

[Hear from God | Memory Verse Activity]

#### Made to Move

#### What You Need:

- Bibles, one per kid

#### 4. Pray and Dismiss

[Pray to God | Prayer Activity]

#### Made to Reflect

#### What You Need:

- Paper chain from Weeks One, Two, and Three; one per Small Group
- Construction paper, several sheets per Small Group

- Scissors, one pair per Small Group
- Coloring supplies, one per kid
- Clear tape, one roll per Small Group

**What You Do:**

- Cut paper into one-inch to two-inch wide strips, one per kid.

**HOME: Prompting Action Beyond the Experience**

- Print on cardstock or email this week's devotionals and Parent Cue cards.
- Tell parents about our additional family resource: **Parent Cue App**.

# Supplies

## 23 Social Activity | Made to Play Quantity

- |    |  |         |
|----|--|---------|
| 1. | Offering container                                 | 1       |
| 2. | Deck of playing cards, one pack for every two kids | 1       |
| 3. | EveryChild Supplies: Oversized cards               | Several |

## 23 – Hidden Message | Made to Create Quantity

- |    |                                |         |
|----|--------------------------------|---------|
| 1. | Bible                          | 1       |
| 2. | Paper                          | 1       |
| 3. | Coloring supplies              | Several |
| 4. | "Hidden Message" Activity Page | 1       |

## 23 – What's Worth More? | Made to Play Quantity

- |    |                                    |   |
|----|------------------------------------|---|
| 1. | Cardstock                          | 1 |
| 2. | Scissors                           | 1 |
| 3. | "What's Worth More?" Activity Page | 1 |

## 23 – Memory Verse Showdown | Made to Move \*Uses Minimal Supplies\* Quantity

- |    |        |   |
|----|--------|---|
| 1. | Bibles | 1 |
|----|--------|---|

## 23 – Pray and Dismiss | Made to Reflect \*Uses Minimal Supplies\* Quantity

- |    |                            |         |
|----|----------------------------|---------|
| 1. | Paper chain from Weeks One | 1       |
| 2. | Construction paper         | Several |
| 3. | Scissors                   | 1       |
| 4. | Coloring supplies          | 1       |
| 5. | Clear tape                 | 1       |