

# 2s | W3

## Today's Suggested Schedule—May 2026, Week 3

### Today's Bible Story: Zacchaeus • Luke 19:1-10

Jesus cares about you no matter what.

**Key Question:** Who does Jesus care about?

**Bottom Line:** Jesus cares about everyone.

**Memory Verse:** *How wide and long and high and deep is the love of Christ.* • Ephesians 3:18 NIV

*Note: This leader guide is designed to be inclusive of children with a special need, learning difference, or disability who attend a group with their peers. See highlighted sections below for additional EveryChild tips. Check out the additional Special Needs resources included.*

### Prelude: Setting the tone for the experience

See the **Getting Ready** pages at the end of this document for a detailed description of what you'll need for today.

### Small Group (15 minutes)

#### Social: Providing time for fun interaction

Grow, Grow, Grow

Find Zacchaeus

I Spy

### Large Group (20 minutes)

#### Worship: Inviting people to respond to God

#### Story: Communicating God's truth in engaging ways

Worship

Bible Story

Prayer

### Small Group (25 minutes)

#### Groups: Creating a safe place to connect

Climb the Verse

Zacchaeus Sing Along

On the Way to Zacchaeus' House

Z's Story Tree

### Home: Prompting action beyond the experience

Going Home

Memory Verse Card

Parent Cue App

### \*Allergy Alert



### Bible Story

Zacchaeus • Luke 19:1-10

Jesus cares about you no matter what.

### Key Question

Who does Jesus care about?

### Bottom Line

Jesus cares about everyone.

### Memory Verse







*How wide and long and high and deep is the love of Christ.* • Ephesians 3:18 NIV

5 min

## Z's Story Tree | Made to Create

### \*Uses Minimal Supplies

#### What You Need

	"Z's Story Tree" Activity Page	1
	Cardstock	2
	Crayons or washable markers	Several
	Green tissue paper squares	10
	Glue sticks	1
	Permanent marker	1



- Use green circle stickers for leaves for easier handling.

#### What You Do:

*Before the Activity:* Print "Z's Story Tree" on cardstock, one per child. Write each child's name on their paper.

*During the Activity:* Encourage children to color their pictures, then glue tissue paper squares to the tree.

*After the Activity:* Connect the Bottom Line to the Bible Story.

#### What You Say:

*Before the Activity:* "Look at your paper! Who's that up in that tree in the branches? *(Pause for responses.)* It's Zacchaeus! And who's standing next to the tree? *(Pause for responses.)* That's right! It's Jesus!"

*During the Activity:* "Color your paper. *(Pause.)* Great job! These green tissue paper squares remind me of leaves. Glue some to your paper to hide Zacchaeus in the tree. *(Pause.)* You're doing such a great job adding leaves to the tree. In our Bible Story, Zacchaeus climbed a fig tree so he could see Jesus because he was too short to see over the crowd."

*After the Activity:* "Jesus walked by the tree and saw Zacchaeus. Jesus called Zacchaeus by name and said, 'Come down, I want to go to your house today.' Zacchaeus was so surprised and so happy! Jesus knew Zacchaeus had made wrong choices, but Jesus still wanted to be his friend. That's because **[Bottom Line] Jesus cares about everyone**, no matter what! Can you say that with me? **[Bottom Line] Jesus cares about everyone!**"

# Getting Ready | 2's Small Group

## GETTING READY

Here's everything you need to know to get ready for this week.

### Social

#### 1. Grow, Grow, Grow

*Made to Move*

##### What You Need:

- Optional: Watering can
- Optional: Large picture of a sun

#### 2. Find Zacchaeus

*Made to Play*

##### What You Need:

- "Find Zacchaeus" Activity Page, one per Small Group
- Cardstock, one per Small Group
- Brown butcher paper, one per Small Group
- Green sticky notes, one pad per Small Group
- Painter's tape, one roll per Small Group
- Scissors, one per Small Group
- Permanent marker, one per Small Group

##### What You Do:

- Print "Find Zacchaeus" on cardstock and cut, one cutout per Small Group.
- Cover the table with butcher paper and secure with tape.
- Draw a tree trunk on the paper and tape Zacchaeus on the paper above the tree trunk.
- Cover the picture with green sticky notes.
- Add more sticky notes around them to create a tree canopy.

#### 3. I Spy

*Made to Explore*

##### What You Need:

- Shallow plastic bin, one per Small Group
- Paper shreds, two or more bags per Small Group
- Artificial leaf, one per Small Group
- Little People® figure, one per Small Group
- Large, play coin, one per Small Group
- Foam heart, one per Small Group
- Small toy house, one per Small Group

##### What You Do:

- Place all the items in the bin and cover with paper shreds.

### Groups

#### 1. Climb the Verse

##### Hear from God | Memory Verse Review

*Made to Move*

##### What You Need:

- No supplies needed

## 2. Zacchaeus Sing Along

### Talk about God | Bible Story Review

*Made to Move*

#### What You Need<sup>9</sup>

- "Zacchaeus Was a Wee Little Man" (available on APlay with Amazing Music)

## 3. On the Way to Zacchaeus' House

### Live for God | Application Activity

*Made to Move*

#### What You Need:

- "On the Way to Zacchaeus' House" Activity Page, one per Small Group.
- Cardstock, one per Small Group.
- Painter's tape, one roll per Small Group.
- *Optional: Toy Jesus*

#### What You Do:

- Print "On the Way to Zacchaeus' House" on cardstock, one per Small Group.
- Tape the picture of the house to a wall at child's height.
- Create a tape path on the floor leading to the picture of the house.

## 4. Z's Story Tree

### Live for God | Application Activity

*Made to Create*

#### What You Need:

- "Z's Story Tree" Activity Page, one per child
- Cardstock, one piece per child
- Crayons or washable markers, several per child
- Green tissue paper squares, ten or more per child
- Glue sticks, one per child
- Permanent marker, one per Small Group

#### What You Do:

- Print "Z's Story Tree" on cardstock, one per child.
- Write each child's name on their paper.

### Home: Prompting Action Beyond the Experience

- Make copies on cardstock or email this week's Parent Cue Card.
- Print the Memory Verse Card to hand out or make available to parents.
- Print "Going Home" and hang it on the door where Small Group Leaders can reference and remind parents of the Bottom Line and Memory Verse as parents pick up their children.
- Tell parents about our additional family resource, the **Parent Cue App** and **ParentCue.org**.

### First Look Pinterest Page

Preschool

First Look

May - Week 3

Visit our Pinterest page to see craft samples and suggested supplies.  
[bit.ly/FL\\_HatsOff](https://bit.ly/FL_HatsOff)

# Supplies

## Grow, Grow, Grow | Made to Move \*Uses Minimal Supplies

- |                                     | Quantity |
|-------------------------------------|----------|
| 1. Optional: Watering can           | 1        |
| 2. Optional: Large picture of a sun | 1        |

## Find Zacchaeus | Made to Play \*Uses Minimal Supplies

- |                                   | Quantity |
|-----------------------------------|----------|
| 1. "Find Zacchaeus" Activity Page | 1        |
| 2. Cardstock                      | 1        |
| 3. Brown butcher paper            | 1        |
| 4. Green sticky notes pad         | 1        |
| 5. Painter's tape                 | 1        |
| 6. Scissors                       | 1        |
| 7. Permanent marker               | 1        |

## I Spy | Made to Explore \*Uses Minimal Supplies

- |  | Quantity |
|--|----------|
| 1. Shallow plastic bin                                     | 1        |
| 2. Paper shreds bags                                       | 2        |
| 3. Artificial leaf   | 1        |
| 4. Little People® figure                                   | 1        |
| 5. Large, play coin  | 1        |
| 6. Foam heart,   | 1        |
| 7. Small toy house   | 1        |
| 8. Optional EveryChild Supplies Gloves, scoopers, or tongs | Several  |

## Zacchaeus Sing Along | Made to Move \*Uses Minimal Supplies

- |   | Quantity |
|---|----------|
| 1. "Zacchaeus Was a Wee Little Man" (available on APlay with Amazing Music) | 1        |

## On the Way to Zacchaeus' House | Made to Move \*Uses Minimal Supplies

- |   | Quantity |
|---|----------|
| 1. "On the Way to Zacchaeus' House" Activity Page | 1        |
| 2. Cardstock                                      | 1        |
| 3. Painter's tape                                 | 1        |
| 4. Optional: Toy Jesus                            | 1        |

## Z's Story Tree | Made to Create \*Uses Minimal Supplies

- |                                   | Quantity |
|-----------------------------------|----------|
| 1. "Z's Story Tree" Activity Page | 1        |
| 2. Cardstock                      | 2        |
| 3. Crayons or washable markers    | Several  |
| 4. Green tissue paper squares     | 10       |
| 5. Glue sticks                    | 1        |
| 6. Permanent marker               | 1        |