

2-3 | W5

Today's Suggested Schedule—May 2026, Week 5

Bible Story: Heaven • *Revelation 21:3-5*

Bottom Line: God will make everything right in the end.

Monthly Memory Verse: *Let us not become tired of doing good. At the right time we will gather a crop if we don't give up.* • Galatians 6:9 NIV

Loud sounds, bright lights, and large groups can be overwhelming or overstimulating for some children. To create a more inclusive large group experience, consider offering adaptive tools like noise-canceling headphones, sunglasses, sensory-friendly items, or access to modified spaces.

Prelude: Setting the Tone for the Experience

See the **Getting Ready** pages at the end of this document for a detailed description of what you'll need for today.

In the **Prelude** folder of your curriculum, you'll find a variety of other resources to help you prepare.

Small Group (15 minutes)

Social: Providing Time for Fun Interaction

Opening Activity

Large Group (35 minutes)

Story: Communicating God's Truth in Engaging Ways

Worship: Inviting People to Respond to God

Opener

Worship

Bible Story (sections from God's Big Story are listed as optional)

Prayer

Small Group (25 minutes)

Groups: Creating a Safe Place to Connect

Bible Story Review: Remove the Tears (K-1st grade), Finish the Drawing (2nd-3rd grade)

Application Activity: Refract the Light (K-1st grade), Broken to New (2nd-3rd grade)

Memory Verse Activity: Cross the Finish Line (K-1st grade), Pass the Verse (2nd-3rd grade)

Prayer Activity: Pray and Dismiss

Home: Prompting Action Beyond the Experience

Parent Cue Card (Print or Email)

Devotionals for Kids

Parent Cue App



Bible Story

Heaven • *Revelation 21:3-5*

Conversation Starter

What do you think heaven will be like?

Bottom Line

God will make everything right in the end.

Monthly Memory Verse

Let us not become tired of doing good. At the right time we will gather a crop if we don't give up. • Galatians 6:9 NIV



5 min

Social

5 min

23 Social Activity | Made to Explore

What You Need

-  Offering container 1
-  EveryChild Supplies: Crepe paper Several



EveryChild tips

- Have some kids hold a crepe paper streamer to be the finish line in place of being part of the caterpillar.

What You Do:

During the Activity:

- Welcome kids by name with a high-five or fist bump.
- Invite any kids who brought an offering to place it in the offering container.
- Divide the kids into teams of five or six.
- Have each team line up with one person ("the finish line") standing several feet away.
- Explain that they are going to play a game called "Human Caterpillar."
- Demonstrate how to play the game by positioning two kids on the other side of the room, opposite the "finish line." The other two kids will be positioned a foot or two from the first pair. Ask this pair to hold arms and squat down. Now that everyone is in position, have the first two kids walk holding each other's arms and pass over the squatting pair, then they will squat. The original squatting pair will stand and walk until they pass over the squatting pair. This will continue until the team makes it to the team member at the end.
- Explain the rules: The teams will race, passing over each other, until their caterpillar reaches their "finish line" teammate.
- The first team to reach their "finish line" wins.

What You Say:

"Great job, caterpillars! It took a lot of teamwork and perseverance to get to the finish line. You had to keep going, even when it was tricky. Today, we're going to hear about the amazing finish line God has planned for all of us. It's the best ending ever! Let's go find out about it."

Kids

252 Kids And Preteen

May - Week 5





5 min

Bible Story Review

5 min

23 – Finish the Drawing | Made to Create *Uses Minimal Supplies*

What You Need

 Bible	1
 Paper	1
 Coloring supplies	Several
 EveryChild Supplies Stickers or stamps	Several



EveryChild tips

- For kids who have trouble drawing, they can use stickers or stamps to add to their letter "N."

What You Do:

During the Activity:

- Open your Bible and read Revelation 21:3-5 out loud to the kids.
- Share the following points:
 - This is your future that's coming!
 - God is going to move His home, heaven, down to earth, and we will live with Him forever!
 - There will be no more sadness, crying, or pain in our forever home.
 - God's going to fix everything that's broken to make it new!
- Give each kid a piece of paper and a marker.
- Say, "Our story today is about our forever home! There are a lot of things that we don't know about our forever home. But God did tell us some things about it in these verses! We do know that God is going to fix what's broken and make it new! 'New' starts with the letter N! On this piece of paper, draw the letter N."
- Say, "Now use your imagination and turn your letter N into something brand new!"
- Give the kids a few minutes to use their imagination.
- Let the kids who want to share show their new drawing to the group.
- Remember, our forever home is the new earth where God has fixed what is broken. And the New Jerusalem has come down too!"

What You Say:

"Wow, look at all these creative pictures! They look brand new! They don't even look like the letter N anymore!"

"Our true story from the Bible tells us that in our forever home, there will be no more crying or sadness. One of our Bible verses from today says, *He who was sitting on the throne said, 'I am making everything new!' (Revelation 21:5a NIV)*. How incredible is that? At the end of time, God's rescue plan will be complete. He will make things exactly as He always wanted. God will live with people, just like in the Garden of Eden! And God will take away all the sadness, sickness, and death that entered the world after the fall. He will wipe away every tear from our eyes. Everything that's hard and painful will be made right again. **[Bottom Line] God will make everything right in the end.**"

Kids

252 Kids And Preteen

May - Week 5

5 min

Application Activity

5 min

23 – Broken to New | Made to Explore

What You Need

 Stickers

1

What You Do:

Before the Activity:

- Crumple one sticker per kid.

During the Activity:

- Give each kid a crumpled-up sticker.
- Talk about how the sticker is wrinkled and not perfect. Say, "Sometimes things in our lives can feel broken or sad, kind of like this wrinkly, crumpled sticker."
- Ask another leader or volunteer to stand on the other side of the room holding new, uncrumpled stickers.
- One at a time, have the kids run, hop, skip, or move down to the leader/volunteer.
- When they get there, have them trade in their crumpled sticker for a new, perfect one.
- Celebrate with them as they get their new sticker.

What You Say:

"It feels so good to trade something old and broken for something brand new and perfect, doesn't it? That's what's going to happen in our future because of Jesus!

"In the book of Revelation, we see that we're still living in the part of God's story between when Jesus returned to heaven and the time when He will come back to earth again. And this part of the story is hard. People still get sick and hurt and sad. But we have God's Holy Spirit with us every step of the way! He can help us get through all of the hard things until we get to our forever home.

"And in the end, when Jesus returns, God will make every single wrong thing right. We'll get to actually SEE God with our eyes and be His close friends forever, just like He's always wanted. It's the best ending to the story we can imagine.

"Let your forever future help you to press on right now! Because we know **[Bottom Line] God will make everything right in the end.**"

Kids

252 Kids And Preteen

May - Week 5

5 min

Prayer

5 min

23 – Pray and Dismiss | Made to Reflect

What You Need

- Prop from Large Group stage or a special 1 "prayer item," like a cross

What You Do:

During the Activity:

- Invite the kids to sit in a circle.
- Hold the special prayer item.
- Say, "Our story today tells us about heaven. What is one thing you're excited about when you think about heaven?"
- Share your answer first. (e.g., "I'm excited that there will be no more sadness.")
- Pass the item to the next person and let them share what they're excited about.
- Continue around the circle, letting everyone who wants to share have a turn.

What You Say:

"It is so exciting to think about heaven and all the wonderful things God has promised. God will take away all the sadness, sickness, and death that entered the world after the fall. He will wipe away every tear from our eyes. Everything that's hard and painful will be made right again. And the best part, God's rescue plan will be complete! Followers of Jesus will get to live with God forever. Let's thank God for that promise."

Prayer:

"Dear God, thank You for the promise of heaven. Thank You that one day, You will get rid of all the sad and broken things in our world. Help us to remember that promise when we feel like giving up. We love You, and we pray these things in Jesus' name. Amen."

[As adults arrive to pick up, encourage kids to remember that God will make everything right in the end, so don't give up!]

Getting Ready | 23

Small Group

GETTING READY

Here's everything you need to know to get ready for this week.

SOCIAL:

Opening Activity

Made to Move

What You Need:

- Offering container, one per Small Group

EveryChild Supplies

- *Crepe paper*

GROUPS:

Choose as many of these activities as you like.

1. Finish the Drawing

[Talk about God | Bible Story Review]

Made to Create

What You Need:

- Bible, one per Small Group
- Paper, one piece per kid
- Coloring supplies, several per Small Group

EveryChild Supplies

- *Stickers or stamps*

2. Broken to New

[Live for God | Application Activity]

Made to Move

What You Need:

- Stickers, two per kid

What You Do:

- Crumple one sticker per kid.

3. Pass the Verse

[Hear from God | Memory Verse Activity]

Made to Play

What You Need:

- Bibles, one per kid
- Balloons, one per Small Group
- Paper straws or chopsticks, two per kid

What You Do:

- Inflate the balloon and tie a knot.

4. Pray and Dismiss

[Pray to God | Prayer Activity]

Made to Reflect

What You Need:

- Prop from Large Group stage or a special "prayer item," like a cross

HOME: Prompting Action Beyond the Experience

- Print on cardstock or email this week's devotionals and Parent Cue cards.
- Tell parents about our additional family resource: **Parent Cue App**.

Supplies

23 Social Activity | Made to Explore Quantity

- | | | |
|----|----------------------------------|---------|
| 1. | Offering container | 1 |
| 2. | EveryChild Supplies: Crepe paper | Several |

23 – Finish the Drawing | Made to Create Quantity *Uses Minimal Supplies*

- | | | |
|----|--|---------|
| 1. | Bible | 1 |
| 2. | Paper | 1 |
| 3. | Coloring supplies | Several |
| 4. | EveryChild Supplies Stickers or stamps | Several |

23 – Broken to New | Made to Explore Quantity

- | | | |
|----|----------|---|
| 1. | Stickers | 1 |
|----|----------|---|

23 – Pass the Verse | Made to Play Quantity

- | | | |
|----|----------------------------|---|
| 1. | Bibles | 1 |
| 2. | Balloons | 1 |
| 3. | Paper straws or chopsticks | 2 |

23 – Pray and Dismiss | Made to Reflect Quantity

- | | | |
|----|--|---|
| 1. | Prop from Large Group stage or a special "prayer item," like a cross | 1 |
|----|--|---|