

Preteen | W1

Today's Suggested Schedule—May 2026, Week 1

Bible Story: Peter and John Are Taken to the Sanhedrin • Acts 3–4:22

Bottom Line: Keep going because of what God has done.

Conversation Starter: What have you seen God do?

Monthly Memory Verse: *Let us not become tired of doing good. At the right time we will gather a crop if we don't give up.* • Galatians 6:9 NIRV

Loud sounds, bright lights, and large groups can be overwhelming or overstimulating for some children. To create a more inclusive large group experience, consider offering adaptive tools like noise-canceling headphones, sunglasses, sensory-friendly items, or access to modified spaces.

Prelude: Setting the Tone for the Experience

See the **Getting Ready** pages at the end of this document for a detailed description of what you'll need for today.

In the **Prelude** folder of your curriculum, you'll find a variety of other resources to help you prepare.

Small Group (15 minutes)

Social: Providing Time for Fun Interaction

Opening Activity

Large Group (35 minutes)

Story: Communicating God's Truth in Engaging Ways

Worship: Inviting People to Respond to God

Opener

Worship

Bible Story (sections about God's Big Story are included as optional)

Prayer

Small Group (25 minutes)

Groups: Creating a Safe Place to Connect

Application Activity: Take a Snapshot

Bible Story Review: Bible Story Extension and Discussion Questions

Memory Verse Activity: Verses to Take with You

Prayer Activity: Make It Personal with Prayer

Home: Prompting Action Beyond the Experience

Parent Cue Card (Print or Email)

Devotionals for Kids

Parent Cue App



Bible Story

Peter and John Are Taken to the Sanhedrin • Acts 3–4:22

Conversation Starter

What have you seen God do?

Bottom Line

Keep going because of what God has done.

Monthly Memory Verse

Let us not become tired of doing good. At the right time we will gather a crop if we don't give up. • Galatians 6:9 NIRV






5 min

Social

5 min

Preteen Social Activity | Made to Play

What You Need

 Offering container	1
 "Codebreaker Message" Activity Page	2
 "Codebreaker Key" Activity Page	1
 Paper	2
 Writing supplies	Several

What You Do:

Before the Activity:

- Print "Codebreaker Message" on paper, two per Small Group.
- Print "Codebreaker Key" on paper, one per Small Group.

During the Activity:

- Divide the group into two teams.
- Give each team a "Codebreaker Message" Activity Page and writing supplies.
- Explain that the page contains a secret message from today's Bible Story written in a simple code.
- Challenge each team to work together to crack the code and discover Peter's bold message. The first team to decode it wins and gets to announce the message: *"We have to speak about the things we've seen and heard."*

What You Say:

"Great work, codebreakers! You uncovered Peter's message. Today, we're going to hear more about this message and what Peter meant when he said, *"We have to speak about the things we've seen and heard"* (Acts 4:20b NIV). Peter and John were ordinary men with no special training, but they had amazing boldness! Let's go learn how we can be bold and persevere when things get tough, just like Peter and John."

5 min

Bible Story Review

5 min

Preteen – Bible Story Extension | Made to Create *Uses Minimal Supplies*

What You Need

No supplies needed

What You Do:

During the Activity:

- Instruct the kids to pair up.
- Explain the "Shadow Walking Challenge." One person in the pair is the "Leader," and the other is the "Shadow."
- The Leader walks around the room, and the Shadow must follow as closely as possible, mimicking all the Leader's movements—walking, stopping, turning, maybe even doing a silly dance move.
- After a minute, instruct the kids to switch roles.
- For the final round, encourage everyone to find a new partner and play again.

What You Say:

"That was fun! It takes a lot of focus to be a good shadow, right? This activity reminds us of how Peter and John followed the lead of the Holy Spirit. They just did whatever He led them to do. We don't know for sure what the Holy Spirit led Peter and John to do, but talking about Jesus sure does sound like something He'd lead people to do. And that's what they did after God healed the man! Then, when the religious leaders tried to stop them, Peter and John refused to listen, even though they were in a dangerous situation—Jesus had been handed over to die by these very same religious leaders. But even knowing this, Peter and John were bold. They trusted God and followed the lead of the Holy Spirit. They were able to **[Bottom Line] keep going because of what God has done** and what God was continuing to do through His Spirit."

5 min

Application Activity

5 min

Preteen – Take a Snapshot | Made to Explore

What You Need

 Floor tape

0

What You Do:

Before the Activity:

- Create a straight line down the center of the activity area with floor tape.

During the Activity:

- Divide the group into two teams. Designate one side of the room as “Bold for Jesus” and the other side as “Not Bold.”
- Read one scenario below at a time.
- Each team will discuss the scenario and send one representative to stand on the side of the room that they think best describes the action.
- After each team has sent their representative, discuss with the group why each action is bold or not bold.
- **Scenarios:**
- You see a friend being made fun of, and you walk away so it doesn't happen to you. (*Not Bold*)
- Your friend asks you what you did over the weekend, and you mention you went to church. (*Bold*)
- Someone asks you why you're always so positive, and you tell them it's because of your hope in Jesus. (*Bold*)
- You know something is wrong, but you stay quiet because you don't want to cause trouble. (*Not Bold*)

What You Say:

“It's not always easy to be bold, is it? Sometimes it can feel scary. But Peter and John's story shows us where our boldness comes from. It doesn't come from being the strongest or the loudest. It comes from being convinced about what we've experienced and heard God do.

“God has done so much for you! God wants you to be close friends with Him so much that He worked for years and years throughout history to bring Jesus. And then Jesus died for your sins so that you could be close to God. Then, God sent the Holy Spirit, Jesus' very Spirit, so you can be closer than close with God. God goes through everything with you through His Spirit—what a close friend! And this friendship will last forever! Wow!

“Knowing that God loves us so much that He made a way for us to be friends with Him forever can make US bold too. It can help us keep going when things get tough. Maybe you feel like a coach is being totally unfair. Maybe you have to go to a new school where you don't know anyone. Or maybe you find out you have to go to a lot of doctors' appointments. You can trust that God is working in and through you so that you can keep going!

"You will face many things that make you want to give up. But when that happens, remember how much God loves you and all that God has done for you. Ask the Holy Spirit inside you for help. Then you can keep going, no matter what. When you focus on that, it makes it easier to **[Bottom Line] keep going because of what God has done!**"

[Make It Personal] (Share a time when you did something bold because you remembered God's great love for you. For example, you can share something like: "I remember a time when I was nervous to pray before a meal in a restaurant. It felt like everyone was watching. But then, I remembered how much God has done for me, and I realized that showing I'm thankful is more important than what other people might think. It was a small, bold step for me.")

5 min

Memory Verse Activity

5 min

Preteen – Verses to Take with You | Made to Move *Uses Minimal Supplies*

What You Need

 Bibles

1



- Encourage kids to select motions so all kids can participate.

What You Do:

During the Activity:

- Give each kid a Bible.
- Invite them to look up Galatians 6:9 using the Bible Navigation Tips below:

Finding verses with 4th-5th graders: Ask kids to tell you if the book of the Bible they're looking for is in the Old Testament or New Testament. If it's in the Old, instruct kids to flip slowly, starting at the front of the Bible and heading toward the back, until they find the book they're looking for. If it's in the New, instruct kids to start flipping from the back, going forward to find the book they're looking for. Once they find the book, explain that the big numbers on the page are the chapter numbers. First, have them find the chapter they're looking for. Then explain that the small numbers are verse numbers. Tell kids to find the verse within the chapter they've already found.

- Read the Memory Verse together out loud several times.
- Review any words that might be unfamiliar to the kids.
- Invite the kids to set their Bibles aside.
- Challenge the group to create their own motions for the verse as you review it again.
- Go through the verse phrase by phrase, and let the kids brainstorm and vote on a motion for each part.
- "Let us not become tired"
- "of doing good."
- "At the right time"
- "we will gather a crop"
- "if we don't give up."
- "Galatians 6:9!"

What You Say:

"Awesome job! You all created your own way to remember our Memory Verse. And it's so important to remember this verse because it's all about perseverance. It's a promise that when we keep doing the right thing, even when it's hard, there will be a good result. Peter and John were ordinary men with no special training, but they spoke with boldness. It was clear they had been with Jesus and had seen God do amazing things! God is with each of us and is working in each of our lives too. With the help of the Holy Spirit, we can be bold and share the good news about Jesus, just like Peter and John. This verse encourages us to **[Bottom Line] keep going because of what God has done** and what He promises He will do."

5 min

Discussion Questions

5 min

Preteen Discussion Questions

What You Need

No supplies needed

What You Do:

Ask these questions and discuss:

- Why do you think Peter and John were able to be so bold, even when the same leaders who killed Jesus were threatening them? What does that tell you about how the Holy Spirit helps us have courage today?
- The healed man didn't just walk—he leaped and praised God. What's something God has done in your life that makes you want to "leap," even if you don't always show it? What stops you from showing your thankfulness sometimes?
- Peter told the religious leaders, "*We have to speak about the things we've seen and heard*" (Acts 4:20b NIRV). What's something about Jesus you've "seen or heard" that you would find hard to stay quiet about?
- The religious leaders saw the miracle but still didn't want people talking about Jesus. Why do you think some people reject truth, even when it's right in front of them?
- When life gets hard, what helps you **[Bottom Line] keep going because of what God has done?** Can you think of a time when you wanted to give up, but remembering something God had done helped you keep moving?

Getting Ready | Preteen Small Group

GETTING READY

Here's everything you need to know to get ready for this week.

SOCIAL:

Opening Activity

Made to Play

What You Need:

- Offering container, one per Small Group
- "Codebreaker Message" Activity Page, two per Small Group
- "Codebreaker Key" Activity Page, one per Small Group
- Paper, two per Small Group
- Writing supplies, several per Small Group

What You Do:

- Print "Codebreaker Message" on paper, two per Small Group.
- Print "Codebreaker Key" on paper, one per Small Group.

GROUPS:

Choose as many of these activities as you like.

1. Take a Snapshot

[Live for God | Application Activity]

Made to Play

What You Need:

- Floor tape, one roll per Small Group

What You Do:

- Create a straight line down the center of the activity area with floor tape.

2. Bible Story Extension

Talk about God | Bible Story Review

Made to Move

What You Need:

- No supplies needed

3. Discussion Questions

Talk about God | Bible Story Review

Made to Connect

What You Need:

- No supplies needed

4. Verses to Take with You

Hear from God | Memory Verse Activity

Made to Move

What You Need:

- Bibles, one per kid

5. Make It Personal with Prayer

Pray to God | Prayer Activity

Made to Reflect

What You Need:

- No supplies needed

HOME: Prompting Action Beyond the Experience

- Print on cardstock or email this week's devotionals and Parent Cue cards.
- Tell parents about our additional family resource: **Parent Cue App**.

Supplies

Preteen Social Activity | Made to Play

	Quantity
1. Offering container	1
2. "Codebreaker Message" Activity Page	2
3. "Codebreaker Key" Activity Page	1
4. Paper	2
5. Writing supplies	Several

Preteen – Take a Snapshot | Made to Explore

	Quantity
1. Floor tape	0

Preteen – Verses to Take with You | Made to Move *Uses Minimal Supplies*

	Quantity
1. Bibles	1