

2s | W2

Today's Suggested Schedule—April 2026, Week 2

Today's Bible Story: Breakfast on the Beach • John 21:1-14

Jesus wants to be my friend forever.

Key Question: Who wants to be your friend forever?

Bottom Line: Jesus wants to be my friend forever.

Memory Verse: "I have called you friends." • John 15:15 NIV

Loud sounds, bright lights, and large groups can be overwhelming or overstimulating for some children. To create a more inclusive large group experience, consider offering adaptive tools like noise-canceling headphones, sunglasses, sensory-friendly items, or access to modified spaces.

Prelude: Setting the tone for the experience

See the **Getting Ready** pages at the end of this document for a detailed description of what you'll need for today.

In the **Prelude** folder of your curriculum, you'll find a variety of other resources to help you prepare.

Small Group (15 minutes)

Social: Providing time for fun interaction

Fish Toss

Touch Table

Cook It Up

Large Group (20 minutes)

Worship: Inviting people to respond to God

Story: Communicating God's truth in engaging ways

Worship

Bible Story

Prayer

Small Group (25 minutes)

Groups: Creating a safe place to connect

Flip the Fish Verse

Act It Out

Jesus Wants to Be Your Friend

Breakfast with Jesus Placemat

Home: Prompting action beyond the experience

Going Home

Memory Verse Card

Parent Cue Card (print or email)

Parent Cue App

*Allergy Alert



Bible Story

Breakfast on the Beach • John 21:1-14

Jesus wants to be my friend forever.

Key Question

Who wants to be your friend forever?

Bottom Line

Jesus wants to be my friend forever.






Memory Verse

"I have called you friends." • John 15:15 NIV

5 min

Breakfast with Jesus Placemat | Made to Create *Uses Minimal Supplies

What You Need

	"Breakfast with Jesus Placemat" Activity Page	1
	11-inch x 17-inch paper	1
	Crayons or dot markers	Several
	Stickers	Several
	Permanent marker	1



EveryChild tips

What You Do:

Before the Activity: Copy "Breakfast with Jesus Placemat" on 11-inch x 17-inch paper, one per child. Write each child's name on their paper.

During the Activity: Give each child a placemat. Encourage them to color the page and the items on it. Talk about the story of Jesus making breakfast for His friends as they decorate.

After the Activity: Connect the Bottom Line to the Bible Story.

What You Say:

Before the Activity: "Come and make a special placemat with me to help us remember today's story!"

During the Activity: "Jesus made a yummy breakfast for His friends. Can you color the plate on your paper? *(Pause.)* What else do you see? *(Pause for responses.)* A cup? *(Pause.)* A fork? *(Pause.)* Let's color everything! *(Pause.)* This placemat reminds us that Jesus loves His friends so much that He made breakfast on the beach for them. Jesus loves you so much and wants to be your friend forever!"

After the Activity: "Your placemats are beautiful! You can take them home to use for your breakfast. And every time you see it, you can remember that Jesus wants to be your friend forever. Who wants to be your friend forever? **[Bottom Line] Jesus wants to be my friend forever.**"