

3-5's April W4

Today's Suggested Schedule—April 2026, Week 4

Today's Bible Story: Heaven • John 14:3; Revelation 21, 22:1-5

Jesus is preparing a place for us.

Key Question: Who wants to be your friend forever?

Bottom Line: Jesus wants to be my friend forever.

Memory Verse: "I have called you friends." • John 15:15 NIV

Loud sounds, bright lights, and large groups can be overwhelming or overstimulating for some children. To create a more inclusive large group experience, consider offering adaptive tools like noise-canceling headphones, sunglasses, sensory-friendly items, or access to modified spaces.

Prelude: Setting the tone for the experience

See the **Getting Ready** pages at the end of this document for a detailed description of what you'll need for today.

In the **Prelude** folder of your curriculum, you'll find a variety of other resources to help you prepare.

Small Group (15 minutes)

Social: Providing time for fun interaction

Prepare for a Party

No More Tears

Build It

Large Group (20 minutes)

Worship: Inviting people to respond to God

Story: Communicating God's truth in engaging ways

Worship

Bible Story

Prayer

Small Group (25 minutes)

Groups: Creating a safe place to connect

Friends with Jesus

Yes or No

What Do You Think?

Happy News

Hooray Hats

Journal and Prayer

Home: Prompting action beyond the experience

Going Home

Memory Verse Card

Parent Cue Card (print or email)

Parent Cue App

***Allergy Alert**



Bible Story

Heaven • John 14:3; Revelation 21, 22:1-5

Jesus is preparing a place for us.

Key Question

Who wants to be your friend forever?

Bottom Line

Jesus wants to be my friend forever.

Memory Verse

"I have called you friends." • John 15:15 NIV





5 min

Social

5 min

Prepare for A Party | Made to Move *Uses Minimal Supplies

What You Need

 Crepe paper streamers	Several
 Party hats	Several
 Painter's tape	1
 Optional: Confetti	Several

What You Do:

Before the Activity: Place the party supplies ready in a central location.

During the Activity: Tell the children that you are getting ready for a very special party. Invite them to help you decorate the room. Give them pieces of streamers to tape to walls, chairs, or tables. Let them wear party hats and celebrate.

After the Activity: Introduce the Bible Story.

What You Say:

Before the Activity: "Hello, party people! I am so glad you're here. Our Bible Story today is about a place so special, it's going to be like the best party ever! Let's get our room ready to celebrate!"

During the Activity: Every party needs decorations! Here is a streamer. Where should we put it? *(Let child choose a spot and help them tape it.)* Great idea! Let's add more! *(Continue decorating.)* Our room is starting to look like a celebration!

After the Activity: "Our room looks amazing! All these decorations make me feel so happy. Our Bible Story today is about Heaven, the happy place Jesus is getting ready for all His friends. Heaven will be like a big celebration! Let's go hear about it!"





10 min

Groups

5 min

Hooray Hats | Made to Create *Uses Minimal Supplies

What You Need

	"Hooray Hats Sticker" Activity Page	1
	Avery® Labels #5163 or equivalent	1
	Paper party hats	1
	Stickers	Several

What You Do:

Before the Activity: Copy "Hooray Hats Sticker" on label paper, one sticker per child. Write each child's name on their party hat.

During the Activity: Encourage children to decorate their party hats with stickers, then assist each child in putting their party hats on.

After the Activity: Connect the Bottom Line to the Bible Story.

What You Say:

Before the Activity: "Let's make a celebration hat! Because we are celebrating the best news ever that **[Bottom Line] Jesus wants to be my friend forever!**" Hip, hip, hooray!"





During the Activity: "Decorate your party hat to make it look super special! Use all the fun stickers. (*Allow time to decorate.*) These look like celebration hats—hip, hip, hooray! Your hats say, 'Hip, Hip, Hooray! Say that with me. Hip, hip, hooray! (*With children.*) **[Bottom Line] Jesus wants to be my friend forever!**'"

After the Activity: "Now you can wear your hat to celebrate! When anyone asks what you're celebrating, you can tell them the happy news: **[Bottom Line] Jesus wants to be my friend forever!** We can wear the hats and celebrate that Jesus is preparing a place for His friends in Heaven so we can be together forever. And we want to celebrate because Heaven is the most special place with no more boo-boos and no more sadness. Who wants to be your friend forever? **[Bottom Line] Jesus wants to be my friend forever.**"

5 min

Journal and Prayer | Made to Reflect *Uses Minimal Supplies

What You Need

	"Memory Verse Card" from Week One in Bible	1
	Journal	1
	Fun-shaped pen	1
	Reward stamp/stickers	Several

What You Do:

Before the Activity: If you do not have the "Memory Verse Card" from Week One, copy "Memory Verse Card" from the Home folder on cardstock and cut one per Small Group. Place one card in your Bible at John 15:15.

Encourage the children to shout "hip, hip, hooray!" as you lead them to your Small Group spot. Sit down and gather the children around you.

During the Activity: Review the Bible Story and Memory Verse Hand Motions, then ask the children to help you make a list in the journal of special things.

After the Activity: Pray with the children using the list you made in the journal.

What You Say:

Before the Activity: "It's Small Group time! Today, we are going to shout 'hip, hip, hooray' and put our hands in the air as we celebrate! (*Demonstrate a fist pump in the air.*) Let's celebrate all the way to our Small Group spot. (*Shout and celebrate as you lead the children to your Small Group spot.*) Whew! We made it! Now we can sit down and talk about today's Bible Story. One, two, three, sit down with me!"

Dring the Activity: (*Open the Bible and lay it in front of the children.*) "In our Bible Story today, we heard all about a very special place that Jesus is preparing for us. Do you remember what that place is called? (*Pause for responses.*) Yes! Heaven! Jesus died on the cross and came back to life three days later so He could be our friend forever! Forever means you can live in Heaven with Jesus one day. The best part is that Heaven is the most special place ever. In Heaven, there are no more boo-boos, no sadness, no sickness, no more tears. Heaven is full of love and happiness! I am so glad that Jesus wants to be your friend forever and **[Bottom Line] Jesus wants to be my friend forever.**

"The Bible verse we are learning talks about how Jesus wants to be our friend. It says, 'I (*point up*) have called you (*point to others*) friends.' (*Hook index fingers twice.*) John 15:15. (*Open hands like a book.*) Did you hear that? Jesus called us His friend! Jesus called me friend, and Jesus called you, and you, and you friend! And that is the message we can share with everyone, everywhere! Jesus wants to be your friend forever, and **[Bottom Line] Jesus wants to be my friend forever too!** Let's stand up and say that Bible verse together! Just say what I say and do what I do! 'I (*point up*) have called you (*point to others*) friends.' (*Hook index fingers twice.*) John 15:15. (*Open hands like a book.*) I think you're ready to say that verse all by yourself. I want everyone to sit down, and we will take turns saying it. Who wants to go first? I have a sticker/stamp for everyone who tries to say the Bible verse! (*Hold up stamp/stickers.*) Way to go, [child's name]! (*Give two thumbs up.*) You get a stamp/sticker! (*Say and do this with each child as they try and say the Bible verse.*) I'm very proud of you for trying to say that Bible verse. When I count to three, I want everyone to stand up and point to your stamp/sticker. One, two, three! (*Pause to look.*) Yay! (*Clap.*)

"Yay! (Clap.) I'm so happy that **[Bottom Line] Jesus wants to be my friend forever!** Now let's sit down so we can write in our prayer journal and talk to God. (Open journal.) In our Bible Story, we heard that Jesus is preparing the most special place for us, called heaven. Let's make a list of special things. Then we can use the list when we pray. When I say your name, tell me one special thing, and I will write it in our journal." (Remember to print as you write in the journal so the children can recognize their names and the letters.)

After the Activity: "Those are some pretty special things! (Hold up journal.) Do you know what? Heaven is even more special than ALL those things on our list! And Jesus is preparing a place in Heaven for all of His friends! Let's pray and talk to God. Would anyone like to pray before I pray? (Give each child who wants to pray the opportunity to do so.) Dear God, thank You for giving us special things like (read the things on the list) and thank You for the most special place, heaven! Thank you, God, that Jesus wants to be our friend forever and ever! We love You. In Jesus' name, Amen."

Supplies

Prepare for A Party | Made to Move *Uses Minimal Supplies

	Quantity
1. Crepe paper streamers	Several
2. Party hats	Several
3. Painter's tape	1
4. Optional: Confetti	Several

Hooray Hats | Made to Create *Uses Minimal Supplies

	Quantity
1. "Hooray Hats Sticker" Activity Page	1
2. Avery® Labels #5163 or equivalent	1
3. Paper party hats	1
4. Stickers	Several

Journal and Prayer | Made to Reflect *Uses Minimal Supplies

	Quantity
1. "Memory Verse Card" from Week One in Bible	1
2. Journal	1
3. Fun-shaped pen	1
4. Reward stamp/stickers	Several