

K-3 April W2

Today's Suggested Schedule—April 2026, Week 2

Bible Story: On the Road to Emmaus • *Luke 24:13-35*

Bottom Line: You can have joy because there's a bigger story.

Monthly Memory Verse: *Always be joyful because you belong to the Lord. I will say it again. Be joyful!* • *Philippians 4:4 NlrV*

Loud sounds, bright lights, and large groups can be overwhelming or overstimulating for some children. To create a more inclusive large group experience, consider offering adaptive tools like noise-canceling headphones, sunglasses, sensory-friendly items, or access to modified spaces.

Prelude: Setting the Tone for the Experience

See the **Getting Ready** pages at the end of this document for a detailed description of what you'll need for today.

In the **Prelude** folder of your curriculum, you'll find a variety of other resources to help you prepare.

Small Group (15 minutes)

Social: Providing Time for Fun Interaction

Opening Activity

Large Group (35 minutes)

Story: Communicating God's Truth in Engaging Ways

Worship: Inviting People to Respond to God

Opener

Worship

Bible Story (sections from God's Big Story are listed as optional)

Prayer

Small Group (25 minutes)

Groups: Creating a Safe Place to Connect

Bible Story Review: Bigger Story Joy (K-1st grade), Two Kids and a Stuffie (2nd-3rd grade)

Application Activity: Walk the Walk (K-1st grade), Help to See (2nd-3rd grade)

Memory Verse Activity: Freeze Memory Verse (K-1st grade), Joy Uncovered (2nd-3rd grade)

Prayer Activity: Pray and Dismiss

Home: Prompting Action Beyond the Experience

Parent Cue Card (Print or Email)

Devotionals for Kids

Parent Cue App



Bible Story

On the Road to Emmaus • *Luke 24:13-35*

Conversation Starter

How does knowing that Jesus is alive bring you joy?

Bottom Line

You can have joy because there's a bigger story.

Monthly Memory Verse

Always be joyful because you belong to the Lord. I will say it again. Be joyful! • *Philippians 4:4 NlrV*



5 min

Social

5 min

23 Social Activity | Made to Explore

What You Need

-  Offering container 1
-  Prepared opaque bag with small objects inside (e.g., feather, glue bottle, crayon, miscellaneous items from your room) 1



EveryChild tips

- *For kids with sensory sensitivities who may not want to reach into a bag where they can't see, you can let them look in the bag before reaching inside.*

What You Do:

- Welcome kids by name with a high-five or fist bump.
- Invite any kids who brought an offering to place it in the offering container
- Encourage the kids to sit with you in a circle.
- Show kids the bag and tell them there are a bunch of different things inside.
- Let one kid reach in and grab an object *without* pulling it out or looking at it.
- Ask them to feel the object and guess what it is.
- Instruct them to pull it out to see if they were right.
- Pass the bag to the next kid.
- Continue until every kid has had a turn.

What You Say:

"You guys are great guessers! It was hard to know what the object was when you couldn't see it clearly. But once you pulled it out, you could see the whole thing! In our true story from the Bible today, two friends couldn't see clearly who was walking with them. But when they finally did, it turned their sadness into huge joy! Let's go see what happened."

5 min


Bible Story Review

5 min

23 – Two Kids and a Stuffy | Made to Move

What You Need

 Small stuffed animals (per pair of kids) 0

 Premarked start and finish line Several

What You Do:

- Divide the kids into pairs.
- Give each pair of kids a stuffed animal.
- Explain that they are to walk from the start line to the finish line and back, holding the stuffed animal between their backs the whole time.
- Encourage them to work together to keep it from falling!
- If it falls, allow them to pick it up again and keep going.
- After the race, gather the kids and ask:
 - "Is it easier to walk alone or with a friend?"
 - "In our story, who was walking with the two friends?" (*Jesus!*)
 - "Did they know it was Jesus at first?" (*No.*)
 - "How did they feel when they realized it was Him?" (*Joyful! Happy!*)

What You Say:

"Great teamwork! Walking with friends makes the journey better. Cleopas and his friend went on a seven-mile trek from Jerusalem to a town called Emmaus. They were sad at the beginning of their walk talking about how Jesus had died, then someone joined them. It was Jesus! But they didn't know it was Him. Jesus asked them, *"What are you talking about as you walk along?" (Luke 24:17 NIV)*. As they all walked together, Jesus explained the bigger story. He explained that He had to die and rise again to rescue everyone. When the friends understood the bigger story, they had so much joy! And just like them, **[Bottom Line] you can have joy because there's a bigger story.**"


5 min

Application Activity

5 min

23 – Help to See | Made to Connect

What You Need

 "Small Picture Answers" Activity Page 1
taped to the walls

What You Do:

- Show kids how to make binoculars with their hands and cup them around their eyes.
- Explain that you are going to ask a question, and the answer is hidden somewhere in the room. They are to use their binoculars to find the answer!
- Ask a question: "Who was walking with the two friends?" (*Find the "Jesus" picture.*)
- Ask a question: "What did Jesus and the two friends eat?" (*Find the "bread" picture.*)
- Ask a question: "What book tells us the true story of God?" (*Find the "Bible" picture.*)
- Ask: "Who died and came back to life?" (*Find the "Jesus" picture.*)

What You Say:

"You found all the answers! Sometimes when bad things happen, it's like we can't see clearly. We only see the sad part of the story. But God wants us to use our 'faith binoculars' to see the bigger story.

"And the bigger story that we are living in is this: Jesus gave His life to pay for sin, and in the end, He's going to make everything right. We can live with Him forever! That's the story that the two friends on the walk to Emmaus were living in, and it's the Big Beautiful Story that we are living in too!

"It's the best story that's ever been told. And it's all true. So when things get hard, and they will, remember that there is a bigger story! Ask Jesus to remind you that He is with you every step of the way, and ask Him to help you trust that the hard that you are going through right now!

"God is always working on His bigger story. He is working for good—a forever good. And let that bring you joy! **[Bottom Line] You can have joy because there's a bigger story."**




5 min

Prayer

5 min

23 – Pray and Dismiss | Made to Reflect

What You Need

	"Footprint" Activity Page	1
	Coloring supplies	Several
	Painter's tape	1



EveryChild tips

- In place of candy, use colored beads or stickers.

What You Do:

- Ask the kids to draw or write a short prayer on the footprint about something they want to thank God for this week.
- When they're done, help them tape their footprint to the wall or floor to create a "path" of footprints.
- Point out that we are all walking with Jesus together.

What You Say:

"Look at all these footprints! It reminds us that we never walk alone. Jesus made a way so we could be close to Him forever! Jesus is always with us, just like He was with the friends on the road to Emmaus. As Jesus broke bread with the two men, He gave thanks to God. Let's pray together and give thanks to God as well.

"Dear God, thank You that You're always with us. Thank You that even when we're sad or confused, You have a bigger story. Help us to trust You and to find joy in Your bigger story. We love You, and we pray these things in Jesus' name. Amen."

Supplies

23 Social Activity | Made to Explore Quantity

- | | | |
|----|--|---|
| 1. | Offering container | 1 |
| 2. | Prepared opaque bag with small objects inside (e.g., feather, glue bottle, crayon, miscellaneous items from your room) | 1 |

23 – Two Kids and a Stuffie | Made to Move Quantity

- | | | |
|----|--|---------|
| 1. | Small stuffed animals (per pair of kids) | 0 |
| 2. | Premarked start and finish line | Several |

23 – Help to See | Made to Connect Quantity

- | | | |
|----|--|---|
| 1. | “Small Picture Answers” Activity Page taped to the walls | 1 |
|----|--|---|

23 – Pray and Dismiss | Made to Reflect Quantity

- | | | |
|----|---------------------------|---------|
| 1. | “Footprint” Activity Page | 1 |
| 2. | Coloring supplies | Several |
| 3. | Painter’s tape | 1 |