

# 2-3 | W3

## Today's Suggested Schedule—April 2026, Week 3

**Bible Story:** Great Commission and Ascension • *Matthew 28:16-20, Acts 1:1-11*

**Bottom Line:** You can share the good news about Jesus.

**Monthly Memory Verse:** *Always be joyful because you belong to the Lord. I will say it again. Be joyful!* • *Philippians 4:4 NIV*

Loud sounds, bright lights, and large groups can be overwhelming or overstimulating for some children. To create a more inclusive large group experience, consider offering adaptive tools like noise-canceling headphones, sunglasses, sensory-friendly items, or access to modified spaces.

### Prelude: Setting the Tone for the Experience

See the **Getting Ready** pages at the end of this document for a detailed description of what you'll need for today.

In the **Prelude** folder of your curriculum, you'll find a variety of other resources to help you prepare.

### Small Group (15 minutes)

#### Social: Providing Time for Fun Interaction

Opening Activity

### Large Group (35 minutes)

#### Story: Communicating God's Truth in Engaging Ways

#### Worship: Inviting People to Respond to God

Opener

Worship

Bible Story (sections from God's Big Story are listed as optional)

Prayer

### Small Group (25 minutes)

#### Groups: Creating a Safe Place to Connect

Bible Story Review: Parachute Party (K–1st grade), Emoji Story (2nd–3rd grade)

Application Activity: Be a Smartie (K–1st grade), Spread the Joy (2nd–3rd grade)

Memory Verse Activity: Bubble Verse (K–1st grade), Unscramble the Relay (2nd–3rd grade)

Prayer Activity: Pray and Dismiss

### Home: Prompting Action Beyond the Experience

Parent Cue Card (Print or Email)

Devotionals for Kids

Parent Cue App



### Bible Story

Great Commission and Ascension • *Matthew 28:16-20, Acts 1:1-11*

### Conversation Starter

What does it mean to you that God is with you?

### Bottom Line

You can share the good news about Jesus.

### Monthly Memory Verse

*Always be joyful because you belong to the Lord. I will say it again. Be joyful!* • *Philippians 4:4 NIV*



5 min

# Social

5 min

## 23 Social Activity | Made to Explore

### What You Need

-  Offering container 1
-  Inflatable globe balls 1



### EveryChild tips

- *For kids with sensory sensitivities who may not want to reach into a bag where they can't see, you can let them look in the bag before reaching inside.*

### What You Do:

- Welcome kids by name with a high five or fist bump.
- Invite any kids who brought an offering to place it in the offering container.
- Encourage the kids to sit or stand in a circle on the floor.
- Explain that you are going to pass the "world" around the circle, but there's a catch! They cannot use their hands.
- They must use their feet, elbows, or knees to pass the globe to the person next to them.
- If the globe touches the ground, they can use their hands to pick it up and start again.
- See how many times they can get the globe all the way around the circle.

### What You Say:

"That was tricky but fun! We sent the world all around to all the people in our group. In our true story from the Bible today, Jesus gave His friends a very big job to do. He wanted them to take His message of love to everyone in the whole world! Let's go see what He said."




5 min

# Bible Story Review

5 min

## 23 – Emoji Story | Made to Play

### What You Need

-  Bible 1
-  "Emoji Story" Activity Page 1
-  Scissors 1



### EveryChild tips

- Begin by providing an example of the emojis in the correct order.
- Repeat the words slowly and several times to allow processing time.

### What You Do:

- Read Matthew 28:16-20 and Acts 1:4-11 out loud to the group. Tell the kids that they are two different, but very important, events!
- Give each kid a set of four emoji pictures.
- Tell the kids that these emojis help us remember and share the story of Jesus.
- Invite the kids to work together to place the emojis in the correct order as you talk through the Good News:
  - Heart: God loves us so much that He sent Jesus as His rescue plan.
  - Cross: Jesus died on the cross to take the punishment for our sins.
  - Empty Tomb: Jesus rose again on the third day. He is alive!
  - Heaven: When we choose to accept Jesus' gift of forgiveness, we can live with God forever in heaven.
- Once the emojis are in order, encourage kids to practice using the pictures to tell the story to a partner.
- Let them mix up the emojis and retell the story again.

### What You Say:

"These emojis help us remember the BEST story ever—the good news about Jesus! God loves us so much that Jesus came to rescue us. He died on the cross to pay for our sins so we could be close to God. And then Jesus rose from the dead! Now, anyone who chooses to accept what Jesus did on the cross can be God's friend forever!

"Jesus gave His friends, the disciples, a big job—a really big job! Jesus told His friends to tell everyone around the world about Him. You can use these emojis to share Jesus with everyone, everywhere you go, just like Jesus told His followers to do. **[Bottom Line] You can share the good news about Jesus.**"



5 min

# Application Activity

5 min

## 23 – Spread the Joy | Made to Create

### What You Need

	"JOY" Activity Page	1
	Cotton rounds	1
	Washable markers	Several
	Double-sided tape	1

### What You Do:

- Ask kids to color one side of the cotton round completely with lots of different colors.
- Use double-sided tape to stick the cotton round (colored side up) in between the J and Y on their paper.
- Explain that when they get home, they can take their colorful cotton round off their paper and place it on a plate with a thin layer of water. Watch as the colors on their cotton round do something special.

### What You Say:

"Your artwork looks so cool! It will be even cooler when you go home and put the cotton round in water. The water will make something special happen—the colors will spread all over in the water.

"Jesus wants us to spread His joy to everyone around us. He told us to go into all the world and tell people about Him and His great love. That means we can tell our neighbors, our friends, our teammates, and our family about Jesus. That means we can tell people about Jesus in our neighborhood, at school, at the grocery store, at practice, at the park, and on the bus. He loves them!

"And just like the water will help the colors from your cotton round spread, God is with us to help us spread His love and tell people about Him. Jesus said, *'And you can be sure that I am always with you, to the very end'* (Matthew 28:20b). And later Jesus explained what that meant—He told His followers that His very Spirit, the Holy Spirit, would help them! That promise was true then, and it's true for us today. Jesus is *always* with us. **[Bottom Line] You can share the good news about Jesus."**

5 min

# Prayer

5 min

## 23 – Pray and Dismiss | Made to Reflect

### What You Need

No supplies needed



### EveryChild tips

- In place of candy, use colored beads or stickers.

### What To Do:

- Invite the kids to sit in a circle.
- Ask, "Where is one place you will go this week?" (e.g., school, park, grandma's house, soccer practice)
- Go around the circle and let everyone answer.
- Then ask, "Who is one person you will see there?"
- Let everyone answer.

### What You Say:

"In all those places, God is with you! And you can tell all those people and more about Jesus."

"God, thank You that You are with us at school, at home, and everywhere we go. Please help us follow Jesus and share with everyone the truth about You and Your great love. When we do this, we can help people see how good and true and beautiful Jesus is, so they want to follow Him too. Thank You for giving us joy and being with us as we tell others about You. We love You, and we pray these things in Jesus' name. Amen."