

# 2-3 | W4

## Today's Suggested Schedule April 2026, Week 4

**Bible Story:** Pentecost / Fruit of the Spirit • Acts 2:1-41 (supporting: Galatians 5:22-23)

**Bottom Line:** The Holy Spirit gives you joy.

**Monthly Memory Verse:** *Always be joyful because you belong to the Lord. I will say it again. Be joyful!* • Philippians 4:4 NlrV

Loud sounds, bright lights, and large groups can be overwhelming or overstimulating for some children. To create a more inclusive large group experience, consider offering adaptive tools like noise-canceling headphones, sunglasses, sensory-friendly items, or access to modified spaces.

### Prelude: Setting the Tone for the Experience

See the **Getting Ready** pages at the end of this document for a detailed description of what you'll need for today.

In the **Prelude** folder of your curriculum, you'll find a variety of other resources to help you prepare.

### Small Group (15 minutes)

#### Social: Providing Time for Fun Interaction

Opening Activity

### Large Group (35 minutes)

#### Story: Communicating God's Truth in Engaging Ways

#### Worship: Inviting People to Respond to God

Opener

Worship

Bible Story (sections from God's Big Story are listed as optional)

Prayer

### Small Group (25 minutes)

#### Groups: Creating a Safe Place to Connect

Bible Story Review: Headband Story (K-1st grade), Sculpted Creations (2nd-3rd grade)

Application Activity: Grouped Together (K-1st grade), Jesus in Many Languages (2nd-3rd grade)

Memory Verse Activity: Joyful Jump (K-1st grade), To the Beat (2nd-3rd grade)

### Home: Prompting Action Beyond the Experience

Parent Cue Card (Print or Email)

Devotionals for Kids

Parent Cue App



### Bible Story

Pentecost / Fruit of the Spirit • Acts 2:1-41 (supporting: Galatians 5:22-23)

### Conversation Starter

When have you experienced joy in your life?

### Bottom Line

The Holy Spirit gives you joy.

### Monthly Memory Verse

*Always be joyful because you belong to the Lord. I will say it again. Be joyful!* • Philippians 4:4 NlrV






5 min

# Social

5 min

## 23 Social Activity | Made to Move

### What You Need

-  Offering container 1
-  Floor tape 1
-  Paper straws 1
-  Cotton balls 1
-  EveryChild Supplies: Paper plates 1



### EveryChild Tips

- If blowing through a straw is difficult for a kid, allow them to use a paper plate to fan the cotton ball across the line instead.

### What You Do:

- Welcome kids by name with a high five or fist bump.
- Invite any kids who brought an offering to place it in the offering container.
- Create a start line and a finish line on the floor with tape.
- Give each kid a straw and a cotton ball.
- Encourage the kids to line up at the start.
- Explain that they are to move their cotton ball to the finish line using only the "wind" from their straw. No hands allowed!
- On "Go," instruct them to blow their cotton balls across the floor.

### What You Say:

"That was a lot of huffing and puffing! You used your breath to make wind to move the cotton balls. In our true story from the Bible today, something happened that sounded like a mighty rushing wind! It was a very special gift from God. Let's go see what it was."




5 min

# Bible Story Review

5 min

## 23 – Sculpted Creations | Made to Create

### What You Need

-  Bible 1
-  Play-Doh® or air-dry clay 1
-  Paper plates 1



### EveryChild Tips

- Provide gloves for kids with sensory sensitivities.

### What You Do:

- Invite the kids to sit in a circle.
- Read Acts 2:1-4. Explain that this is part of the story of Pentecost!
- Give each kid a paper plate and a lump of dough/clay.
- Talk about the story of Pentecost: The sound of wind, the tongues of fire, people speaking different languages, and the church growing.
- Ask the kids to choose one part of the story to sculpt. They could make a flame, a person, a mouth (for speaking), or a heart (for the fruit of the spirit).
- Give them time to create.
- Go around the circle and let each kid show what they made and explain which part of the story it is.

### What You Say:

“These sculptures are awesome! You remembered so many details. The wind and fire were signs that each believer had been filled with the Holy Spirit. God gave another sign too: these men and women began speaking in languages that they hadn’t known before! A crowd gathered because they heard their own languages being spoken. They were hearing about God’s Big Story in a way they could understand! The most important part is that God sent His Holy Spirit, His very Spirit, to be with us. God is closer than close! The Holy Spirit helps us hear from God, know Him more, and gives us joy. **[Bottom Line] The Holy Spirit gives you joy.**”

5 min

# Application Activity

5 min

## 23 – Jesus in Many Languages | Made to Connect

### What You Need

No supplies needed



### EveryChild Tips

#### EveryChild Pro-Tips:

- Provide visual cue cards with each language printed and illustrated.
- If pronunciation is difficult for some kids, reassure them: "God understands every language perfectly!"

### EveryChild Supplies:

- Visual cue cards for every language

### What You Do:

- Gather the kids in a circle where everyone can see your hands and face.
- Say the word "Jesus" in English and ask the group to repeat it.
- Teach the three languages one at a time:
  - Spanish: Jesús (hay-SOOS). Say it slowly and let kids repeat.
  - French: Jésus (ZHAY-zoo). Say it together as a group.
  - ASL: Sign "Jesus" by touching the middle of each palm with the opposite middle finger.
- Invite kids to practice each version with a partner.
- Play a quick round of "Leader Says"—you say a language, and they respond in that language.

### What You Say:

"Awesome job, everyone! Did you notice something? No matter what language we used—Spanish, French, or Sign Language—we were still talking about Jesus. That's exactly what happened in today's Bible Story. At Pentecost, the Holy Spirit helped Jesus' followers speak in all kinds of languages so everyone could understand the good news that God loves them and Jesus came to rescue them.

"God wanted everyone to hear about His love! So the Holy Spirit gave Jesus' friends exactly what they needed so that the people there could hear about God's love. The Holy Spirit still helps us today! He goes through every single bit of life with you and will give you exactly what you need in that moment. He is God in you—He is God closer than close!

"If you need to hear God's love for you, ask the Holy Spirit to help you. If you need to know the words to speak to a friend, ask the Holy Spirit to give you the right words. If you need to be brave, and bold, and strong, ask God to help you. Go through life aware that the Holy Spirit is in you, and talk to Him about everything like you would your closest friend. God loves you so much that He has moved inside of you through His Holy Spirit. And He wants you to go through life knowing He is with you every step of the way!"





5 min

# Prayer

5 min

## 23 – Pray and Dismiss | Made to Reflect

### What You Need

-  Large, prepared paper with "JOY" written 1 on it in bubble letters
-  Ink pads (washable, various colors) 1
-  Baby wipes for cleanup 1
-  EveryChild Supplies: Gloves 1



### EveryChild Tips

- *Provide gloves for kids with sensory sensitivities.*

### What To Do:

- Invite the kids to press their finger onto an ink pad and then stamp it inside the letters J-O-Y.
- Let them fill the letters with colorful fingerprints.
- As they stamp, ask, "How can the Holy Spirit help you have joy this week?"
- Let them share ideas (helping me be nice, helping me not be scared).
- Clean hands with baby wipes.

### What You Say:

"This JOY sign is beautiful because it has a piece of all of you in it. Just like the Holy Spirit fills us up with joy, we filled these letters up with color. Let's pray.

"God, thank You for the gift of the Holy Spirit. Thank You that He lives in us and helps us. Teach us how to be His close friend. Please grow good fruit in our lives—like love, peace, and patience. And especially this week, we ask that the Holy Spirit gives us joy. We love You, and we pray these things in Jesus' name. Amen."