

Preteen | W4

Today's Suggested Schedule April 2026, Week 4

Bible Story: Pentecost / Fruit of the Spirit • Acts 2:1-41 (supporting: Galatians 5:22-23)

Bottom Line: The Holy Spirit gives you joy.

Monthly Memory Verse: *Always be joyful because you belong to the Lord. I will say it again. Be joyful!* • Philippians 4:4 NlrV

Loud sounds, bright lights, and large groups can be overwhelming or overstimulating for some children. To create a more inclusive large group experience, consider offering adaptive tools like noise-canceling headphones, sunglasses, sensory-friendly items, or access to modified spaces.

Prelude: Setting the Tone for the Experience

See the **Getting Ready** pages at the end of this document for a detailed description of what you'll need for today.

In the **Prelude** folder of your curriculum, you'll find a variety of other resources to help you prepare.

Small Group (15 minutes)

Social: Providing Time for Fun Interaction

Opening Activity

Large Group (35 minutes)

Story: Communicating God's Truth in Engaging Ways

Worship: Inviting People to Respond to God

Opener

Worship

Bible Story (sections from God's Big Story are listed as optional)

Prayer

Small Group (25 minutes)

Groups: Creating a Safe Place to Connect

Bible Story Review: Headband Story (K-1st grade), Sculpted Creations (2nd-3rd grade)

Application Activity: Grouped Together (K-1st grade), Jesus in Many Languages (2nd-3rd grade)

Memory Verse Activity: Joyful Jump (K-1st grade), To the Beat (2nd-3rd grade)

Home: Prompting Action Beyond the Experience

Parent Cue Card (Print or Email)

Devotionals for Kids

Parent Cue App



Bible Story

Pentecost / Fruit of the Spirit • Acts 2:1-41 (supporting: Galatians 5:22-23)

Conversation Starter

When have you experienced joy in your life?

Bottom Line

The Holy Spirit gives you joy.

Monthly Memory Verse

Always be joyful because you belong to the Lord. I will say it again. Be joyful! • Philippians 4:4 NlrV







5 min

Social

5 min

Preteen Social Activity | Made to Play

What You Need

	Offering container	1
	Plastic cups	1
	Ping-pong balls	1
	Party blowers	1
	Table	1
	Timer (or smartphone or watch)	1



EveryChild tips

Provide visual pictures to cue kids of an item for those who may struggle to think on the spot.

What You Do:

- Greet each kid by name with a fist bump, high five, smile, or wave as they arrive!
- Invite any kids who brought an offering to place it in the offering container.
- Divide the group into teams.
- Give each kid a party blower.
- Explain the challenge: Using *only* the air from the party blower (no hands!), they are to knock the ping-pong balls off the cups.
- They are to get close enough for the party blower to extend and hit the ball.
- Time each team to see how fast they can knock all three off.

What You Say:

"That was a blast! It took a lot of air power to play that game. In our true story from the Bible today, the disciples experienced a different kind of power, something that sounded like a mighty rushing wind. It was the arrival of the Holy Spirit! Let's go find out how that changed everything."




5 min

Bible Story Review

5 min

Preteen – Bible Story Extension | Made to Create

What You Need

 Bible	1
 "Pentecost Comic Strip" Activity Page	1
 Coloring supplies	Several



EveryChild tips

- Provide adaptive tools.
- Encourage kids to work in pairs and support one another.

What You Do:

- Read Acts 2:1-4 out loud to the group. Explain that this is part of the story of what happened at Pentecost when God sent His Holy Spirit.
- Give each kid a comic strip page from the "Pentecost Comic Strip" Activity Page.
- Instruct the kids to draw the pictures for each panel.
- The captions should outline the story:
 1. The disciples were waiting and praying together.
 2. Suddenly, a sound like a mighty wind filled the house!
 3. Something that looked like fire in the shape of tongues separated and came to rest on each of them.
 4. They started speaking in different languages!
 5. Peter told the crowd about Jesus.
 6. 3,000 people decided to follow Jesus that day!
- Encourage the kids to be creative with how they show the wind and fire.
- Let them share their comics with a partner.

What You Say:

"Your comics really bring the story to life! Can you imagine being there? It must have been so amazing. The Holy Spirit gave the disciples power to do things they couldn't do before—things like speaking new languages and being bold enough to preach to thousands.

"That same Holy Spirit, God's very Spirit, lives in us today! When you choose to follow Jesus, the Holy Spirit comes to live inside of you. But it takes practice to learn to listen and follow God's Spirit. Sometimes the Holy Spirit speaks to you in nudges throughout your day, sometimes He brings words to your mind, sometimes He will make words in the Bible jump right off the page, and you know they're just for you. Sometimes He speaks through worship song lyrics that shoot straight to your heart. "There are a lot of different ways that the God who goes with you everywhere will speak to you! He will send truths from heaven right to your heart! **[Bottom Line] The Holy Spirit gives you joy.**"



5 min

Application Activity

5 min

Preteen – Take a Snapshot | Made to Connect

What You Need

-  Prepared balloons (deflated with hearts drawn on them) 1
-  Prepared paper plates that are taped to the wall at different heights Several



EveryChild tips

- For kids with limited motor strength, allow a buddy to help hold or release the balloon.
- For kids who struggle blowing up balloons, pre-blow balloons and clip them so the kid can simply release them.
- Some kids may not want to participate or may need to leave the room for this activity if they are sensitive to balloons.

What You Do:

- Divide the kids into groups of three and assign each group a paper plate target.
- Show kids the paper plate targets across the room and explain that it represents people God wants us to reach with His love and joy.
- Give each kid a balloon and instruct kids to blow up their balloon until they see the special image—a heart!
- When everyone is ready, say: “On the count of three, let your balloon go and see if it can fly toward the target!”
- Allow several attempts so kids can adjust how much air they blow into the balloon and how they release it.

What You Say:

“Look at what happened every time you blew up your balloon. You saw the heart shape on the balloon, which reminds us of love. When you let the balloon go, it flew toward the target. Some balloons flew straight. Some spun around. Some went sideways. But eventually, they all moved because something inside them pushed them.

“That’s exactly what happened at Pentecost. Jesus’ followers were waiting and praying, and then the Holy Spirit filled them. When the Holy Spirit filled them, amazing things started happening. They had courage. They spoke languages they didn’t know. They shared Jesus boldly with people who had never heard the message of Jesus before.

“The Holy Spirit does the same thing in you. When you follow Jesus, the Holy Spirit lives inside you. He is God in you! He fills your heart with things you can’t create on your own—like love, peace, patience, and especially joy.

“Just like the balloon couldn’t move without something inside it, you can’t live out God’s purpose without the Holy Spirit helping you from the inside out. The more you rely on the Holy Spirit, the more His fruit, including joy, shows up in the way you live your life. You can ask the Holy Spirit to help you, guide you, and fill you with joy, because **[Bottom Line] the Holy Spirit gives you joy.**”




5 min

Memory Verse Activity

5 min

Preteen – Verses to Take with You | Made to Play

What You Need

	Bibles	1
	Sticky notes with parts of verse written on them	Several
	Blindfold	1



EveryChild tips

- Allow kids to participate without the blindfold or without spinning if that makes them uncomfortable.

What You Do:

- Give every kid a Bible.
- Invite them to look up Philippians 4:4 using the Bible Navigation Tips below.

Finding verses with 4th-5th graders: Ask kids to tell you if the book of the Bible they're looking for is in the Old Testament or New Testament. If it's in the Old, instruct kids to flip slowly, starting at the front of the Bible and heading toward the back, until they find the book they're looking for. If it's in the New, instruct kids to start flipping from the back, going forward to find the book they're looking for. Once they find the book, explain that the big numbers on the page are the chapter numbers. First, have them find the chapter they're looking for. Then explain that the small numbers are verse numbers. Tell kids to find the verse within the chapter they've already found.

- Read the Memory Verse together out loud several times.
- Review any words that might be unfamiliar to the kids.
- Invite the kids to set their Bibles aside.
- Blindfold one kid.
- Spin them around gently.
- The goal is for them to stick a "pointer" sticky note (or just their hand) onto the sticky notes on the wall that have phrases of the Memory Verse on them.
- Whatever note they touch, the group is to read that phrase loud and joyfully!
- Then, take the blindfold off, and continue the same process with another kid.
- After each kid who wants to has had a chance to go, encourage the group to work together to put the notes in the correct order on the wall.
- Read the whole verse together.

What You Say:

"Great teamwork! This verse is a command—'Be joyful!' But it's also a promise. We can be joyful because we belong to the Lord. It's not about forcing a smile when we're sad; it's about knowing deep down that God loves us and He is with us. It's easy to forget that we have such an amazing Helper, but remember this: the same Holy Spirit who raised Jesus from the dead is at work in you. It's breathtaking! And the more that you remember that the Holy Spirit is with you, the more your life will be filled with joy ... even in the middle of difficult times. God's Spirit gives you joy that lasts."

5 min

Discussion Questions

5 min

Preteen Discussion Questions

What You Need

No supplies needed

What You Do:

Ask:

- What's the difference between being happy and having joy?
- What's one thing you want to ask the Holy Spirit to help you with today?
- Before that Pentecost when God sent the Holy Spirit, the believers were waiting without knowing what would happen. How would YOU feel waiting for something God promised but didn't explain?
- Why does God choose to work through us instead of doing everything Himself?
- Since the Holy Spirit lives in you as a follower of Jesus, what are some ways you hear His voice?