

# Preteen | W3

## Today's Suggested Schedule—April 2026, Week 3

**Bible Story:** Great Commission and Ascension • *Matthew 28:16-20, Acts 1:1-11*

**Bottom Line:** You can share the good news about Jesus.

**Monthly Memory Verse:** *Always be joyful because you belong to the Lord. I will say it again. Be joyful!* • *Philippians 4:4 NIV*

Loud sounds, bright lights, and large groups can be overwhelming or overstimulating for some children. To create a more inclusive large group experience, consider offering adaptive tools like noise-canceling headphones, sunglasses, sensory-friendly items, or access to modified spaces.

### **Prelude: Setting the Tone for the Experience**

See the **Getting Ready** pages at the end of this document for a detailed description of what you'll need for today.

In the **Prelude** folder of your curriculum, you'll find a variety of other resources to help you prepare.

### **Small Group (15 minutes)**

#### **Social: Providing Time for Fun Interaction**

Opening Activity

### **Large Group (35 minutes)**

#### **Story: Communicating God's Truth in Engaging Ways**

#### **Worship: Inviting People to Respond to God**

Opener

Worship

Bible Story (sections from God's Big Story are listed as optional)

Prayer

### **Small Group (25 minutes)**

#### **Groups: Creating a Safe Place to Connect**

Bible Story Review: Parachute Party (K–1st grade), Emoji Story (2nd–3rd grade)

Application Activity: Be a Smartie (K–1st grade), Spread the Joy (2nd–3rd grade)

Memory Verse Activity: Bubble Verse (K–1st grade), Unscramble the Relay (2nd–3rd grade)

Prayer Activity: Pray and Dismiss

### **Home: Prompting Action Beyond the Experience**

Parent Cue Card (Print or Email)

Devotionals for Kids

Parent Cue App



### **Bible Story**

Great Commission and Ascension • *Matthew 28:16-20, Acts 1:1-11*

### **Conversation Starter**

What does it mean to you that God is with you?

### **Bottom Line**

You can share the good news about Jesus.

### **Monthly Memory Verse**

*Always be joyful because you belong to the Lord. I will say it again. Be joyful!* • *Philippians 4:4 NIV*

5 min

# Social

5 min

## Preteen Social Activity | Made to Play

### What You Need

 Offering container

1



### EveryChild tips

Provide visual pictures to cue kids of an item for those who may struggle to think on the spot.

### What You Do:

- Welcome kids by name as they arrive with a high five, fist bump, or a wave.
- Invite any kids who brought an offering to place it in the offering container.
- Instruct the group to sit in a circle.
- Play a classic game of "Telephone."
- Whisper a phrase related to the story into the ear of the first student.
  - *Phrase ideas:* "Go and make disciples of all nations." "I am always with you, to the very end." "Jesus was taken into heaven."
- That student whispers what they heard to the next person, and so on.
- The last person says the phrase out loud.
- See how much the message changed!

### What You Say:

"That message got a little mixed up! Passing a message along can be tricky. Today, we'll see that Jesus entrusted His followers with the most important message of all, and He gave them a special promise to help them deliver it. Let's go!"



5 min

# Bible Story Review

5 min

## Preteen – Bible Story Extension | Made to Create

### What You Need

- |  |   |
|--|---|
|  Bible                                | 1 |
|  "Bible Story Pictures" Activity Page | 2 |



### EveryChild tips

- Provide gloves for kids with sensory sensitivities.

### What You Do:

- Read Matthew 28:16-20, and Acts 1:4-11 out loud to the group. Explain that these are two separate, but very important events!
- Pair kids up and have them sit facing the same direction—one behind the other.
- Give the kid in the back a card from the "Bible Story Pictures" Activity Page. Tell them to study the picture quietly.
- Then instruct them to use their finger to "draw" the picture on their partner's back, without saying what the picture is.
- Give examples like:
  - "Draw a tall shape with a point at the top."
  - "Make a circle, then draw smaller circles inside it."
- The front partner tries to guess what part of the Bible Story the drawing represents.
- After a minute, let them turn around, compare the card with what they guessed, and explain what that picture represents in the story.
- Then have partners switch roles and repeat with a new picture.

### What You Say:

"Great job reviewing the Bible Story with pictures! Jesus gave us all a very important job to do! We are to go into all the world to share the message of Jesus! That's an epic job! You worked very hard to decipher what your partner was drawing on your back. The disciples couldn't see Jesus anymore after He went to heaven, but they still trusted His promise—that He would always be with them. Even though we can't see Him with our eyes, Jesus is guiding us every day through His Word and His Spirit. He will help us to know what to say or do when we are sharing God's great love with others! **[Bottom Line] You can share the good news about Jesus.**"




5 min

# Application Activity

5 min

## Preteen – Take a Snapshot | Made to Connect

### What You Need

 Device to play audio/video	1
 Paper	Several
 Writing supplies	Several



### EveryChild tips

- *Remind kids to select a motion that all kids in the group are able to do.*

### What You Do:

- Cue a video of ASL of Jesus.
- Teach the kids how to say "Jesus" or "God is with you" in three different languages.
  - **Spanish:** Jesús (Hay-soos) / Dios está contigo.
  - **Mandarin Chinese:** Yēsū (Yeah-soo).
  - **American Sign Language (ASL):** Touch the middle finger of your right hand to the center of your left palm, then the middle finger of your left hand to the center of your right palm.
- Encourage the kids to practice saying/signing these.
- Give them paper and markers to make a small card with one of these phrases to give to someone.

### What You Say:

"Jesus told His friends to go to all nations. That means people who speak every language! It's cool to know that people all over the world are praising Jesus today. No matter where we go or what language we speak, **[Bottom Line] you can share the good news about Jesus.**"



5 min

# Memory Verse Activity

5 min

## Preteen – Verses to Take with You | Made to Play

### What You Need

-  Bibles 1
-  Whiteboard, dry-erase marker, and dry-erase eraser 1



### EveryChild tips

- Use a stop sign or other visual cue to signal when it is time to stop.

### What You Do:

- Give every kid a Bible.
- Invite them to look up Philippians 4:4 using the Bible Navigation Tips below.

**Finding verses with 4th-5th graders:** Ask kids to tell you if the book of the Bible they're looking for is in the Old Testament or New Testament. If it's in the Old, instruct kids to flip slowly, starting at the front of the Bible and heading toward the back, until they find the book they're looking for. If it's in the New, instruct kids to start flipping from the back, going forward to find the book they're looking for. Once they find the book, explain that the big numbers on the page are the chapter numbers. First, have them find the chapter they're looking for. Then explain that the small numbers are verse numbers. Tell kids to find the verse within the chapter they've already found.

- Read the Memory Verse together out loud several times.
- Review any words that might be unfamiliar to the kids.
- Invite the kids to set their Bibles aside.
- Read the Memory Verse together as a group that you've written on the whiteboard: "Always be joyful because you belong to the Lord. I will say it again. Be joyful! —Philippians 4:4"
- Ask a volunteer to come up and erase one word (or two).
- Read the verse together again, filling in the missing word from memory.
- Invite another student to erase another word.
- Continue until the board is blank, and the group is saying the entire verse from memory!

### What You Say:

"You guys have that verse memorized! Awesome job! What a joy to know you belong to God. We can share that joy wherever we go by loving like Jesus. When you're kind like Jesus, the world sees Him. When you're honest like Jesus, the world sees Him. When you're forgiving like Jesus, the world sees Him. When you follow Jesus, God sends the Holy Spirit to live in you. The Spirit goes with you everywhere and can give you ideas about how to live like Jesus and share who He is. You carry Jesus' love at every moment! When you are kind and loving like Jesus, when you show your world who He is, people will want to know more about Him! And in those moments, you're not alone. God will help you find the right words to tell people about Him and His great love. You have a big assignment, but you are not alone, so remember, **[Bottom Line] you can share the good news about Jesus.**"

5 min

# Discussion Questions

5 min

## Preteen Discussion Questions

### What You Need

No supplies needed

### What You Do:

#### Ask:

- If you had been standing on the mountain listening to Jesus give His instructions about sharing His love with the world, what would you have felt? Excited? overwhelmed? scared?
- Why do you think Jesus wants His followers to tell every nation about Him—not just one group of people?
- What part of Jesus' mission feels the hardest for you?
- What do you think it means that the Holy Spirit gives us "power"?
- Since the Holy Spirit is with you and speaking to you, what do you think it feels like or sounds like when He is guiding you to share the good news about Jesus?
- What is ONE way you can share Jesus this week—through kindness, honesty, forgiveness, or words?