

# 2026-4- Toddlers | W1

Today's Suggested Schedule—April 2026, Week 1

**Monthly Bible Story:** Easter • Matthew 26:31-32, 36, 47-50; 27:1-2, 11-66; 28:1-8

**Bible Words:** *"I have called you friends."* • John 15:15 NIV

**Bottom Line:** Jesus wants to be your friend forever.



## Monthly Bible Story

Easter • Matthew 26:31-32, 36, 47-50; 27:1-2, 11-66; 28:1-8

## Bible Words

*"I have called you friends."* • John 15:15 NIV

## Bottom Line

Jesus wants to be your friend forever.

# Story Time

## Story Time

### What You Need

 Preschool Bible 1

*Gather children on a rug or in a specific area of the classroom to tell the story. Some children (especially the younger ones) may wander. That's okay. They're still listening and learning!*

**LEADER:** "Hello, friends! I'm so glad to see you today. Come sit with me on the floor. Today's true story from the Bible (*hold up the Bible*) is the Easter story. The Easter story shows us how much Jesus loves us and that Jesus wants to be your friend forever!


"One night, Jesus was with His friends, the disciples. Jesus told them He had to go away, but He promised He would come back. Jesus was taken by some soldiers and put on a cross. Jesus' friends were so very sad. Jesus was placed in a tomb and a big stone was rolled in front of it.


"One ... two ... three days went by! Some friends went to the tomb and saw the stone had been rolled away! Jesus wasn't there! Jesus was alive! Jesus came back—just like He said He would. Hooray! What a happy day! Jesus did all of this because He loves you and **[Bottom Line] Jesus wants to be your friend forever.**"


# Craft Time


## Craft Time

### What You Need

 "Fingerprint Cross" Activity Page 10

 Washable ink pads Several

 Baby wipes Several

 Permanent marker 1

*Gather small groups of children around you at a table for toddler craft time. Depending on the size of your group, you may lead the craft two or three times. Not every child may want to participate in craft time. That's okay. Feel free to send home the craft materials for them to complete with their family.*

### What You Do:

*Before the Activity:* Write each child's name on their paper.

*During the Activity:* Show children the cross outline. Help them press a finger onto the ink pad and make fingerprints inside the cross. Clean hands as needed.

### What You Say:

*During the Activity:* "Look at your paper. (*Point to the cross.*) That shape is a cross. There is a cross in the Easter story. Jesus went to the cross and then came back ... just like He said He would!

"Let's make tiny fingerprints inside your cross. Press your finger here, then press it inside the cross shape. (*Help children press their fingertip on the ink pad, then inside their cross.*) Great job! Now let's add more tiny fingerprints! (*Continue until your cross has lots of fingerprints.*) Beautiful! Your fingerprint cross reminds us that Jesus loves you, Jesus came back, and **[Bottom Line] Jesus wants to be your friend forever!**"

# Supplies

## Story Time

	Quantity
1. Preschool Bible	1

## Craft Time

	Quantity
1. "Fingerprint Cross" Activity Page	10
2. Washable ink pads	Several
3. Baby wipes	Several
4. Permanent marker	1