

2026-4-rBackyard Younger | W4

Today's Suggested Schedule—April 2026, Week 4

Today's Bible Story: Heaven • John 14:3; Revelation 21, 22:1-5
Jesus is preparing a place for us.

Key Question: Who wants to be your friend forever?

Bottom Line: Jesus wants to be my friend forever.

Memory Verse: "I have called you friends." • John 15:15 NIV

Supplies NOT Included in the Activity Bags

Memory Verse Activity- Look at You

Bible Story Review- Heaven, Hip, Hip, Hooray!

- Bubbles

Application Activity- Forever Celebration

- streamer sticks
- music

Craft- Balloon Art

- dot markers or crayons
- clear tape



Bible Story

Heaven • John 14:3; Revelation 21, 22:1-5
Jesus is preparing a place for us.

Key Question

Who wants to be your friend forever?

Bottom Line

Jesus wants to be my friend forever.



Memory Verse

"I have called you friends." • John 15:15 NIV

Groups

Memory Verse Activity- Look at You

What You Need

-  "Memory Verse Stickers" Activity Page 0
-  Pre-school safe mirror 1

What You Do:

Before the Activity: Say and do the motions to the Memory Verse together.

During the Activity: Say the Memory Verse, "I have called you friends." As you say the word "you," hold the mirror up in front of a child so they can see themselves. Go around the circle, letting each child have a turn seeing their reflection as you say "you."

After the Activity: Connect the Memory Verse to the Bottom Line.

What You Say:



Before the Activity: "Friends, come sit in a circle with me on the floor. Let's say our verse and do the motions together. Ready? Great! Jesus says, 'I (point up) have called you (point to others) friends.' (hook index fingers twice) John 15:15. (Open hands like a book.) Great job!"

During the Activity: "Jesus says, 'I have called... YOU... friends!' (Hold mirror in front of a child when you say YOU.) Look! Jesus is talking to you! [Child's name], Jesus calls you, His friend! Here is a special sticker to help you remember. (Give child a sticker.) Let's do it again. (Move to the next child.) 'I have called ... YOU ... friends!' (Hold mirror in front of child.) [Child's name], Jesus calls you, His friend! (Continue with every child.) That's right! Jesus wants to be your friend forever and **[Bottom Line] Jesus wants to be my friend forever.**"

After the Activity: "That's so special! Jesus looks at you and says, 'You are my friend!' Jesus loves you and wants to be your friend forever. Who wants to be your friend forever? **[Bottom Line] Jesus wants to be my friend forever.** That's right! Let's say it again! Who wants to be your friend forever? **[Bottom Line] Jesus wants to be my friend forever.**"

Bible Story Review- Heaven, Hip, Hip, Hooray!

What You Need

 Bubble machine	1
 Bubble solution	1

What You Do:

Before the Activity: Gather the children with space to move.

During the Activity: Lead the children through simple actions related to what Heaven is like, using lots of energy and celebration.

After the Activity: Connect the Bottom Line to the Bible Story.

What You Say:




Before the Activity: "Today's Bible Story was about Heaven! Heaven is the best place ever! Let's do some motions to remember how special Heaven is."

During the Activity: "The Bible says Heaven is a very special place! Let's catch some shiny bubbles! (*Turn on bubbles.*) Yay, bubbles! Heaven is also full of love. Give yourself a great big hug! (*Hug yourself.*) Good job! In Heaven, there are no boo-boos. Everybody, pretend to fall down. (*Gently fall to the floor.*) Ouch! But wait! In Heaven, no ouchies! Everybody, stand up! (*Stand up.*) Yay! And in Heaven, there are no more tears. Everyone, make a big, happy smile! (*Smile big.*) Because Heaven is a happy place, let's shout, 'Hip, hip, hooray!' (*With children.*) Hip, hip, hooray!"

After the Activity: "Heaven is the most special place! Jesus is getting Heaven ready for us, so we can be with Him forever because **[Bottom Line] Jesus wants to be my friend forever!** Who wants to be your friend forever? **[Bottom Line] Jesus wants to be my friend forever.**"

Application Activity- Forever Celebration

What You Need

	Streamer sticks	20
	Music player	1
	Upbeat worship music	1

What You Do:

Before the Activity: Give each child a streamer stick

During the Activity: Play the music and encourage the children to dance and wave their streamers. When you pause the music, shout the Bottom Line together.

After the Activity: Connect the Bottom Line to the Bible Story.

What You Say:






Before the Activity: "Friends, let's have a party! Come get a streamer to dance with!"

During the Activity: "Let's celebrate the happy news about Jesus! Dance, dance, dance! (Play music and dance with streamers.) Wave your streamer high! Wave it low! (Pause the music.) FREEZE! Let's shout our happy news! **[Bottom Line] Jesus wants to be my friend forever!** Hip, hip, hooray! Let's dance again!" (Repeat several times.)

After the Activity: "What a fun celebration! We can say 'hip, hip, hooray' because we know that **[Bottom Line] Jesus wants to be my friend forever.** We know that Jesus is preparing a place for His friends in Heaven. Heaven will be the happiest place where there will be no sadness. That is the best news! Who wants to be your friend forever? **[Bottom Line] Jesus wants to be my friend forever."**

Craft- Balloon Art

What You Need

	"Balloon Art" Activity Page	20
	Dot markers or crayons	Several
	straws	20
	Clear tape	Several
	Permanent marker	20

What You Do:

Before the Activity: Write each child's name on their balloon.

During the Activity: Give each child a balloon cutout and let them decorate it with dot markers or crayons. When finished, help children tape their straw to the back of their balloon.

After the Activity: Connect the Bottom Line to the Bible Story.

What You Say:

Before the Activity: "Let's make a balloon to celebrate and remember today's happy Bible Story!"

During the Activity: "Make your balloon super colorful! Use the dot markers to add lots of color. *(Pause.)* Wow! Your balloons look so fun and happy! Now, flip your balloon over and let's tape your straw to the back. *(Help as needed.)* Now you can hold your balloon up high in the air and say **[Bottom Line] Jesus wants to be my friend forever!** *(With children.)* **[Bottom Line] Jesus wants to be my friend forever!** Hip, hip, hooray!!"

After the Activity: "Jesus is getting a special place in Heaven ready for His friends, and that means YOU! Jesus wants to be your friend forever! Who wants to be your friend forever? **[Bottom Line] Jesus wants to be my friend forever!** That's right! **[Bottom Line] Jesus wants to be my friend forever.**"

Supplies

Memory Verse Activity- Look at You Quantity

- | | | |
|----|---------------------------------------|---|
| 1. | "Memory Verse Stickers" Activity Page | 0 |
| 2. | Pre-school safe mirror | 1 |

Bible Story Review- Heaven, Hip, Hip, Hooray! Quantity

- | | | |
|----|-----------------|---|
| 1. | Bubble machine | 1 |
| 2. | Bubble solution | 1 |

Application Activity- Forever Celebration Quantity

- | | | |
|----|----------------------|----|
| 1. | Streamer sticks | 20 |
| 2. | Music player | 1 |
| 3. | Upbeat worship music | 1 |

Craft- Balloon Art Quantity

- | | | |
|----|-----------------------------|---------|
| 1. | "Balloon Art" Activity Page | 20 |
| 2. | Dot markers or crayons | Several |
| 3. | straws | 20 |
| 4. | Clear tape | Several |
| 5. | Permanent marker | 20 |