

Toddlers | W2

Today's Suggested Schedule—May 2026, Week 2

Monthly Bible Story: Villages, Towns, Countryside • Mark 6:53-57

Bible Words: *How wide and long and high and deep is the love of Christ.* (Ephesians 3:18 NIV)

Bottom Line: Jesus cares about everyone.

The toddler curriculum provides one monthly Bible Story because we understand that toddlers learn best through repetition. The toddler curriculum provides older toddlers with the story and craft element that some are ready to experience before they enter the twos. We hope that by sending home a simple toddler craft, you are cueing families to begin having conversations at home with their children.

Story Time

- Show It

Craft Time

- Add Jesus to the Story



Monthly Bible Story

Villages, Towns, Countryside • Mark 6:53-57

Bible Words

How wide and long and high and deep is the love of Christ. (Ephesians 3:18 NIV)

Bottom Line

Jesus cares about everyone.



5 min

Story Time

5 min

Story Time

What You Need

-  Preschool Bible 1
-  "Story Pictures" Activity Pages copied on 1 cardstock

Gather children on a rug or in a specific area of the classroom to tell the story. Some children (especially the younger ones) may wander. That's okay. They're still listening and learning!

LEADER: "Hello, friends! I'm so happy to see you today. Come join me on the floor. Today's true story from the Bible (*hold up the Bible*) is about how Jesus and His friends, the disciples traveled everywhere. (*Hold up the picture of Jesus and the disciples.*)

"Jesus and the disciples crossed a lake and came to a town. (*Hold up the picture of Jesus and the disciples in the boat.*) People from small towns, big towns, and the countryside all came to see Jesus. (*Hold up the picture of Jesus and people and sick people gathered around.*) They brought the sick people to Jesus because they knew Jesus loved them and would help them because **[Bottom Line] Jesus cares about everyone.**" (*Hold up the picture of the red heart.*)







5 min

Craft Time

5 min

Craft Time

What You Need

	"Add Jesus to the Story" Activity Page	1
	Cardstock	1.5
	Glue sticks	Several
	Baby wipes	Several
	Permanent marker	1
	"The Story" Activity Page	1
	Scissors	1

Gather small groups of children around you at a table for toddler craft time. Depending on the size of your group, you may lead the craft two or three times. Not every child may want to participate in craft time. That's okay. Feel free to send home the craft materials for them to complete with their mom or dad.

What You Do:

Before the Activity: Print "Add Jesus to the Story" on cardstock and cut, one cutout per child. Write each child's name on their paper.

During the Activity: Help children rub glue on the back of their cutout and press their picture of Jesus onto their big picture in the open space. Clean hands as needed.

What You Say:

During the Activity: "Today in our story, we learned that Jesus went everywhere and helped all the people He met. Jesus and the disciples went to towns, villages, and countryside and when people heard Jesus was coming, they went and got the sick people and took them to Jesus so He could make them better. Those are the people on your paper. Let's glue Jesus in this spot right here. *(Point.)* Jesus helped people everywhere He went because **[Bottom Line] Jesus cares about everyone.**"

Supplies

Story Time	Quantity
1. Preschool Bible	1
2. "Story Pictures" Activity Pages copied on cardstock	1

Craft Time	Quantity
1. "Add Jesus to the Story" Activity Page	1
2. Cardstock	1.5
3. Glue sticks	Several
4. Baby wipes	Several
5. Permanent marker	1
6. "The Story" Activity Page	1
7. Scissors	1