

2026-5-rBackyard Older | W1

Today's Suggested Schedule—May 2026, Week 1

Bible Story: Villages, Towns, Countryside • Mark 6:53-56
Jesus cares about everyone.

Key Question: Who does Jesus care about?

Bottom Line: Jesus cares about everyone.

Memory Verse: *How wide and long and high and deep is the love of Christ.* • Ephesians 3:18 NIV

Supplies NOT Included in the Activity Bags

Memory Verse with Motions

Bible Story Review- Villages and Countrysides Games

- crayons

Application Activity-Everyone, Everywhere Corners

- wall tape

Craft- Flat Jesus

- crayons

Journal and Prayer



Bible Story

Villages, Towns, Countryside • Mark 6:53-56
Jesus cares about everyone.

Key Question

Who does Jesus care about?

Bottom Line

Jesus cares about everyone.

Memory Verse

How wide and long and high and deep is the love of Christ. • Ephesians 3:18 NIV

Groups

Memory Verse with Motions

What You Need

No supplies needed

What You Do:

Before the Activity: Say the Memory Verse and demonstrate the motions for the children.

During the Activity: Teach the Memory Verse motions. Invite the children to do them with you several times.

After the Activity: Connect the Memory Verse to the Bottom Line.

What You Say:

Before the Activity: "Friends, come stand with me! Let's learn our brand-new Memory Verse. It tells us how BIG Jesus' love is, and it goes like this: 'How wide (*stretch arms out wide*) and long (*stretch arms forward*) and high (*reach arms up*) and deep (*crouch down low*) is the love of Christ. (*Hug yourself.*) Ephesians 3:18." (*Open hands like a book.*)







During the Activity: "Now, let's learn the motions! The first part says, 'How wide.' Everyone, stretch your arms out as wide as you can. (*Stretch arms out wide.*) Great! The next part says, 'and long.' Stretch your arms out in front of you. (*Stretch arms forward.*) The next part says, 'and high.' Put your arms up way up high over your head. (*Reach arms up.*) Next part says, 'and deep.' Squat and get really small. (*Crouch down low.*) Super! And the last part says, 'is the love of Christ.' Give yourself a great big hug.

(*Hug yourself.*) Ephesians 3:18. (*Open hands like a book.*) Let's do it again!" (*Repeat several times.*)

After the Activity: "Our verse teaches us that Jesus' love is big! Huge! In our true story from the Bible, Jesus helped people in every town and village. Jesus didn't miss anyone because **[Bottom Line] Jesus cares about everyone.** Who does Jesus care about? **[Bottom Line] Jesus cares about everyone!**"

Bible Story Review- Villages and Countrysides Game

What You Need

	"Villages and Countrysides Game" Activity Page	65
	"Game Piece" Activity Page	65
	Crayons	Several
	Dice	65
	Gallon-size resealable bags	Several
	Permanent marker	1

Link to Picture of Activity: <https://pin.it/5KZNIyuRg>

What You Do:

Before the Activity: Write each child's name on their bag.

During the Activity: Encourage children to color their game board and the game pieces. Retell the Bible Story by playing the game together. Pack up each child's game board, game pieces, and their die.

After the Activity: Connect the Bottom Line to the Bible Story.

What You Say:

Before the Activity: "Come sit with me! I have a super fun game for us to make and play to help us remember today's Bible Story."

During the Activity: "You have a game board (*hold up a game board*) and a Jesus game piece to color. (*Pause.*) Great job! Let me help you fold your game piece. (*Fold each child's game piece.*) Now let's play the game. Put Jesus on your game board down here (*point*) and let's get ready to play. (*Roll the die.*) Move Jesus [number] of spots. (*Pause.*) Look around the gameboard. Where is Jesus? He's in the [towns, villages, countryside]! Jesus helped people here. Let's roll and move Jesus to other places. (*Continue until Jesus gets to the other end.*) Great job friends! Everywhere Jesus went, He did amazing things to help people—because Jesus loves and cares about everyone!



"Jesus went to help people in lots of different places. Sometimes, Jesus went where people were excited to see Him. One day, Jesus and His friends, the disciples, rowed across a lake. When they got to the other side, the people who lived there saw that Jesus had come. 'Jesus is here! Jesus is here!' they shouted. Wherever Jesus went on this side of the lake—small towns, big towns, or out into the countryside—people ran throughout the area and carried their sick friends on mats to Jesus. They knew that Jesus cared about them and could help them. And here's the amazing thing: Jesus is so powerful that some sick person could be healed just by touching Jesus' clothes. People crowded around Jesus to reach for His robe—and Jesus healed every single person who touched Him in one town."

After the Activity: "Jesus' love is wide enough for people who live in big towns and little villages. It's long enough for people who are sick and hurting. Jesus' love is high enough for those who love Him. And it's deep enough even for those who don't like Him because **[Bottom Line] Jesus cares about everyone.**

Who does Jesus care about? **[Bottom Line] Jesus cares about everyone."**

Application Activity- Everyone, Everywhere Corners

What You Need

-  "Everyone, Everywhere Corners" Activity 1 Page,
-  Painter's tape 1



- In place of running, encourage children to move in an alternative way so all children can participate.

What You Do:

Before the Activity: Tape the pictures around the room on the walls at child's height.

During the Activity: Encourage children to run to the corner you call out. When everyone gets to the corner, ask children to say the Bottom Line. Continue with each of the corners. Then if time and interest allow, let children run to any of the corners they desire and say the Bottom Line.

After the Activity: Connect the Bottom Line to the Bible Story.

What You Say:

Before the Activity: "Friends! Meet me in the middle of the room. (Pause.) There are different pictures around the room, do you see them? (Point to the four pictures.) Let's play a game with those pictures."




During the Activity: "Do you see the picture of the playground? (Point to the playground picture.) When I say go, I want you to run to the picture. Ready, set, GO! (Pause.) Hooray! You made it! Tell me friends, who cares about everyone at the playground? (Pause.) That's right **[Bottom Line] Jesus cares about everyone** at the playground! Who does Jesus care about? **[Bottom Line] Jesus cares about everyone.** Great job! Come back to the middle with me. (Pause.) Now look for the picture of grocery store. You can run to it when I say go. Ready, set, GO! (Pause.) Hooray! You made it! Tell me friends, who cares about everyone at the grocery store? (Pause.) That's right **[Bottom Line] Jesus cares about everyone** at the grocery store! Who does Jesus care about? **[Bottom Line] Jesus cares about everyone.** (Continue with each picture and repeat. Then allow children to run to whichever picture they want and say the **Bottom Line.**) Great job, friends! Come back to the middle and sit with me."

After the Activity: "All the places we ran to today; the playground, the grocery store, the doctor's office, the school, even when we ran right back here, to the middle, Jesus cares about everyone everywhere we went! In our Bible Story, everywhere Jesus went, small towns, big towns, or out into the countryside, He did amazing things to help people, because Jesus loves and cares about everyone! People ran and carried their sick friends on mats to Jesus. And others simply touched Jesus' robe and were healed.

Jesus' love is wide, and long, and high, and deep enough for everyone because Jesus loves and cares about everyone. **Who does Jesus care about? [Bottom Line] Jesus cares about everyone.**

Craft- Flat Jesus

What You Need

	"Flat Jesus" Activity Page,	1
	Crayons	Several
	Permanent marker	1

Link to the Picture of Activity: <https://pin.it/1nujBJWZo>

What You Do:

Before the Activity: Write each child's name on their paper.

During the Activity: Give each child a picture to decorate. *Optional:* Take a picture of each child with their picture of Jesus and either print or text/email to their parent/guardian.

After the Activity: Connect the Bottom Line to the Bible Story.

What You Say:







Before the Activity: "Hello friends! Come to the table and let's get ready to make some super fun story art to take home today."

During the Activity: "Tell me who this is a picture of. (Pause for responses.) That's right! It's a big picture of Jesus! Color your picture as I review today's story. Today, we learned that wherever Jesus went, He did amazing things to help people. Wherever Jesus went, small towns, big towns, or out into the countryside, people ran throughout the area and carried their sick friends on mats to Jesus. They knew that Jesus cared about them and could help them. Friends, Jesus is so powerful that sometimes just touching Jesus' clothes could heal the sick. In one town, people crowded around Jesus to reach for His robe, and Jesus healed every single person who touched His clothes. Jesus loves and cares about everyone!"

After the Activity: "You can take your picture of Jesus everywhere you go and tell people in those places that Jesus loves them and cares about them. **[Bottom Line] Jesus cares about everyone.** Who does Jesus care about? **[Bottom Line] Jesus cares about everyone!**"

Journal and Prayer

What You Need

 Bible	1
 Journal	1
 Fun-shaped pen	1
 Clear, plastic jar	1
 Pom-poms	1
 Small plastic bowl or bin	1

What You Do:

Before the Activity: Place one card in your Bible at Ephesians 3:18. Pour pom-poms into the bowl/bin. Carry the bowl/bin and jar with you to your Small Group area.

Encourage the children to point to different places and people in the room as you lead them to your Small Group spot. Sit down and gather the children around you.

During the Activity: Review the Bible Story and the Memory Verse Hand Motions. Ask the children to name a person that Jesus cares about and place a pom-pom in the jar for that person while you write the names in the journal. Continue until the jar is full of pom-poms.

After the Activity: Pray with the children using the list you made in the journal.

What You Say:

Before the Activity: "It's Small Group time! Today, we are going to point to all the different places and people in our room. Let's go! Point to the block area. (*Point.*) Point to the kitchen center. (*Point.*) Point to our friend [leader/child's name]! (*Point.*) Keep going all the way to our Small Group spot because Jesus cares about everyone everywhere! (*Continue with places and people.*) We made it! Now we can sit down and talk about today's Bible Story. One, two, three, sit down with me!"

During the Activity: (Open the Bible and lay it in front of the children.) "In our Bible Story today, we heard how Jesus did amazing things to help people everywhere He went. Jesus went to help people in lots of different places, small towns, big towns, or out into the countryside. People ran throughout the area and carried their sick friends on mats to Jesus because they knew that Jesus cared about them and could help them. Jesus is so powerful that a sick person could be healed, just by touching Jesus' clothes. People crowded around Jesus to reach for His robe and Jesus healed every single person who touched Him.

"The Bible verse we are learning talks about how big Jesus' love is for us. It says, 'How wide (*stretch arms out wide*) and long (*stretch arms forward*) and high (*reach arms up*) and deep (*crouch down low*) is the love of Christ. (*Hug yourself.*) Ephesians 3:18 (*open hands like a book.*) Did you hear that? Jesus loves us wide, (*stretch arms out wide*), and long (*stretch arms forward*), and high (*reach arms up*), and deep! (*Crouch down low.*) Jesus loves everyone, everywhere that much because **[Bottom Line] Jesus cares about everyone.** Let's stand up and say that Bible verse together! Just say what I say and do what I do! 'How wide (*stretch arms out wide*) and long (*stretch arms forward*) and high (*reach arms up*) and deep (*crouch down low*) is the love of Christ. (*Hug yourself.*) Ephesians 3:18 (*open hands like a book*).

"Yay! (*Clap.*) I'm so glad that Jesus loves and cares about everyone everywhere! Let's sit down so we can name different people who Jesus cares about. As you name someone, place a pom-pom in the jar, and

I'll write those names in our prayer journal. (*Open journal. Remember to print, as you write in the journal, so the children can recognize their names and the letters.*) In our Bible Story, Jesus cared for everyone, everywhere He went. Look at our jar! It's filled to the top! You added beautiful colored pom-poms for each person you named that Jesus cares about. We could keep adding more and more pom-poms for the people that Jesus cares about because Jesus cares about everyone!"

After the Activity: "Let's pray. Dear God, thank You for all the people You care about. We named so many people today as we filled our jar. What a great reminder that You care about everyone! We love You, God. In Jesus' name, Amen."

Supplies

Bible Story Review- Villages and Countrysides Game

	Quantity
1. "Villages and Countrysides Game" Activity Page	65
2. "Game Piece" Activity Page	65
3. Crayons	Several
4. Dice	65
5. Gallon-size resealable bags	Several
6. Permanent marker	1

Application Activity- Everyone, Everywhere Corners

	Quantity
1. "Everyone, Everywhere Corners" Activity Page,	1
2. Painter's tape	1

Craft- Flat Jesus

	Quantity
1. "Flat Jesus" Activity Page,	1
2. Crayons	Several
3. Permanent marker	1

Journal and Prayer

	Quantity
1. Bible	1
2. Journal	1
3. Fun-shaped pen	1
4. Clear, plastic jar	1
5. Pom-poms	1
6. Small plastic bowl or bin	1