

2026-5-rBackyard Older- Week 2

Today's Suggested Schedule—May 2026, Week 2

Today's Bible Story: Jesus Heals a Woman on the Sabbath • Luke 13:10–17 CEV

Jesus cares about everyone every day.

Key Question: Who does Jesus care about?

Bottom Line: Jesus cares about everyone.

Memory Verse: *How wide and long and high and deep is the love of Christ.* • Ephesians 3:18 NIV

Supplies NOT Included in the Activity Bags

Social: Providing time for fun interaction

How Long Can You

Lesson Activities

Memory Verse Activity- Voice the Verse

Bible Story Review- Days of the Week

Application Activity- Bend and Move

Craft- Jesus Heals the Woman

Journal and Prayer



Bible Story

Jesus Heals a Woman on the Sabbath • Luke 13:10–17 CEV

Jesus cares about everyone every day.

Key Question

Who does Jesus care about?

Bottom Line

Jesus cares about everyone.

Memory Verse

How wide and long and high and deep is the love of Christ. • Ephesians 3:18 NIV

Social

How Long Can You

What You Need

No supplies needed



- Select movements so every child can participate.

Optional Supply: Timer

What You Do:

Before the Activity: Gather children in an open space in your activity area.

During the Activity: Ask children to see how long they can do a movement. Time children if desired.

After the Activity: Introduce the Bible Story.

What You Say:

Before the Activity: "Hello, hello friends! Come over here with me and spread out. We are going to play a game to see how long we can do some different motions."

During the Activity: "Let's see how long we can stand on one foot. Ready and go! *(Pause.)* Wow! [Child's name(s)], you stood on one foot the longest! Great job, everyone. Now let's see how long we can jump up and down. *(Pause.)* Wow! [Child's name(s)], you jumped up and down the longest. That was amazing! Now let's see how long we can spin around. *(Pause.)* Wow! Who's dizzy? Let's sit down. [Child's name(s)], you spun around the longest! That was fun! *(Continue with other movements as time and interest allow.)*"

After the Activity: "Wow! Some of you were able to jump or spin for a long time! Today, in our Bible Story, we'll hear about someone who was sick for a very long time, 18 years! That's way longer than any of us can jump or spin! Let's go hear how Jesus cared for that person."

Groups

Memory Verse Activity- Voice the Verse

What You Need

No supplies needed

What You Do:

Before the Activity: Say the Memory Verse with the motions together with the children.

During the Activity: Encourage children to say the Memory Verse in different fun voices: like a coach, a librarian, or a singer. Repeat as time and interest allow.

After the Activity: Connect the Memory Verse to the Bottom Line.

What You Say:

Before the Activity: "Friends, come stand with me! Let's say our verse as we do the motions. Ready? 'How wide (*stretch arms out wide*) and long (*stretch arms forward*) and high (*reach arms up*) and deep (*crouch down low*) is the love of Christ. (*Hug yourself.*) Ephesians 3:18 (*open hands like a book*). Fantastic!"

During the Activity: "Now, let's say the verse like different people. First, let's say our verse like a coach. Pretend to blow your whistle (*tweet*) 'How wide and long (*tweet, tweet*) and high and deep (*tweet*) is the love of Christ.' (*Long tweet.*) Ephesians 3:18. Nice job! Now let's say our verse like a librarian. Everyone shh! We talk quietly in the library, so let's say our verse in a whisper. 'How wide and long and high and deep is the love of Christ' Ephesians 3:18. Now let's sing our verse like an opera singer. Let's warm up our voices, la la la. 'How wide and long and high and deep is the love of Christ' Ephesians 3:18. Who else can we pretend to be? (*Pause for responses.*) Let's say our verse like a [person]. (*Repeat as time and interest allow.*) That was amazing!"

After the Activity: "Our verse helps us remember that Jesus' love is SO big! So big that He stopped to help someone who needed Him on Sabbath, the day of rest. **[Bottom Line] Jesus cares about everyone.** Who does Jesus care about? **[Bottom Line] Jesus cares about everyone!"**

Bible Story Review- Days of the Week

What You Need

No supplies needed

What You Do:

Before the Activity: Gather the children to sit in a circle with you.

During the Activity: Tell the children you are going to sing a special song to help them remember that Jesus cares for them every single day. Sing the words and do the motions to the song below to the tune of "Oh My Darling Clementine" for the children one time so they can hear it. Lead the children to sing the song and do the motions with you several times.

After the Activity: Connect the Bottom Line to the Bible Story.

What You Say:

Before the Activity: "Hey friends, come over and stand with me. I have a super fun song for us to sing about today's Bible Story."

During the Activity: "We heard a great story about how Jesus helped a woman who had been sick for eighteen years! Jesus helped the woman on the Sabbath, on a special day of rest. But did you know Jesus helps people every single day? He does! Let's sing a song about it! It goes like this.

(Sing to the tune of the "Oh My Darling Clementine")

"Sunday, Monday, (Pat knees to the beat.)
 Tuesday, Wednesday, (Pat knees to the beat.)
 Thursday, Friday, (Pat knees to the beat.)
 Saturday. (Pat knees to the beat.)
 Jesus cares for me on every day, (Hug yourself.)
 on every day of the week!

"Are you ready to sing with me? Let's sing it together! *(Sing and do the motions together with the children as time and interest allow.)*

"What wonderful singing today! It's so good to know that Jesus doesn't just care for us on some days. He cares for us on ALL the days! He cares for you on Sunday, and Monday, and Tuesday, and all the days! Jesus cares for us every single day!"

After the Activity: "In our Bible Story, we heard how Jesus traveled from town to town, telling people about God's love. On one Sabbath day, while Jesus was teaching, He saw a woman who had been sick for a really long time. Jesus placed His hands on the woman. And the woman stood up straight, for the first time in 18 years, because Jesus is so powerful! She was so excited and thankful that she started to praise and thank God. Jesus cared for the woman because **[Bottom Line] Jesus cares about everyone**, no matter what day it is. Who does Jesus care about? **[Bottom Line] Jesus cares about everyone.**"

Application Activity- Bend and Move

What You Need

No supplies needed

What You Do:

Before the Activity: Gather children in an open area.

During the Activity: Have the children move around the room bent over like bear crawling. When you call out, "Jesus is here!" Encourage children to stand up tall and cheer. Repeat as time and interest allow.

After the Activity: Connect the Bottom Line to the Bible Story.

What You Say:





Before the Activity: "Let's get our bodies moving!"

During the Activity: "Let's see what it's like to walk around like the woman from our Bible Story. She had to walk bent over for 18 years. That's a really long time! This is called a bear crawl (*demonstrate*), let's move like this. Ready? Let's go! (*Give children time to move around a bit in the bear crawl.*) Keep moving until I say Jesus is here. (*Pause.*) Jesus is here! Everyone, stand up and cheer! Hooray! Awesome! Let's play some more!" (*Repeat as desired.*)

After the Activity: "You stood up and cheered just like the woman in our Bible Story. Jesus healed the woman on the special Sabbath day because **[Bottom Line] Jesus cares about everyone** on every single day of the week. And Jesus loves and cares about us every day too! Who does Jesus care about? **[Bottom Line] Jesus cares about everyone.**"

Craft- Jesus Heals the Woman

What You Need

	"Jesus Heals the Woman" Activity Page	65
	Crayons	Several
	Metal brads	65
	Permanent marker	1

Link to a Picture of Activity: <https://pin.it/5SePKuZvy>

What You Do:

Before the Activity: Write each child's name on their paper.

During the Activity: Encourage children to color the picture of the woman. For each child, help secure the two pieces together with the brad. Demonstrate how the woman bends and stands straight.

After the Activity: Connect the Bottom Line to the Bible Story.

What You Say:

Before the Activity: "Come to the table with me and let's make some story art to take home today that will help us remember today's true story from the Bible."

During the Activity: "Let's color your picture of a woman from our Bible Story. (Pause.) Great job! Now let me help you put her together. (For each child, stack their two pieces and secure them with the brad.) The woman had been bent over for 18 years. (Hold up the example with the woman bent over.) She could not stand up straight. But Jesus saw her, called her over, and said, 'You are now well.' He placed His hands on her, and she stood up straight (straighten the example) for the first time in so many years. You try. (Pause.) She walked around like this (bend the picture of the woman over) for 18 years until Jesus healed her. (Stand the picture of the woman upright.)"

After the Activity: "Jesus healed the woman on the special Sabbath day because **[Bottom Line] Jesus cares about everyone** on every single day of the week. And Jesus loves and cares about us every day too! **Who does Jesus care about? [Bottom Line] Jesus cares about everyone!**"

Journal and Prayer

What You Need

👤 Bible	1
👤 Journal	1
👤 Fun-shaped pen	1

What You Do:

Before the Activity:

Encourage the children to pretend to walk bent over like the woman from the story as you lead them to your Small Group spot. Sit down and gather the children around you.

During the Activity: Review the Bible Story and the Memory Verse Hand Motions. Write each helper and any special prayers the children name.

After the Activity: Pray with the children using the list you made in the journal.

What You Say:

Before the Activity: "It's Small Group time! Today, we are going to walk like the woman in our story. Did she walk tall and straight at first? (*Pause for response.*) No, she walked bent over. You can bear crawl or walk leaning over. Let's go! We're almost there! Hooray! We made it! Now we can sit down and talk about today's Bible Story. One, two, three, sit down with me!"

During the Activity: (*Open the Bible and lay it in front of the children.*) "In our Bible Story today, Jesus was teaching when He saw the woman who was sick and bent over. Jesus called her over and said, 'You are now well.' Then Jesus placed His hands on her, and she stood up straight for the first time in 18 years! Jesus showed that He is more powerful than anything bad or scary. He healed her, even though it was the Sabbath day because Jesus cared about her. **[Bottom Line] Jesus cares about everyone. Who does Jesus care about? [Bottom Line] Jesus cares about everyone.**

"The Bible verse we are learning talks about how big Jesus' love is for us. It says, 'How wide (*stretch arms out wide*) and long (*stretch arms forward*) and high (*reach arms up*) and deep (*crouch down low*) is the love of Christ. (*Hug yourself.*) Ephesians 3:18 (*open hands like a book*). Did you hear that? Jesus loves us wide (*stretch arms out wide*), and long (*stretch arms forward*), and high (*reach arms up*), and deep! (*Crouch down low.*) Jesus loves everyone, everywhere that much because **[Bottom Line] Jesus cares about everyone.** Let's stand up and say that Bible verse together! Just say what I say and do what I do! 'How wide (*stretch arms out wide*) and long (*stretch arms forward*) and high (*reach arms up*) and deep (*crouch down low*) is the love of Christ. (*Hug yourself.*) Ephesians 3:18 (*open hands like a book*).

"Yay! (*Clap.*) I'm so glad that Jesus loves and cares about everyone everywhere! Sit down with me and let's see what's in this special hat. Reach into the hat and pull out one Little People and ask children to name what helper it is. Do you know a [community helper]? (*Pause for responses.*) Wonderful, I'll write their name in our journal. How can we pray for [community helper]? That's fantastic! Let's keep going. (*Continue until you pull all the Little People out of the hat. Remember to print, as you write in the journal so the children can recognize their names and the letters.*)

After the Activity: (Open journal.) In our Bible Story, Jesus cared for everyone, every single day, everywhere He went. Let's pray. Dear God, thank You for all the people You care about every day, everywhere. Thank You that Jesus cares about *(say the names written in the journal)*, and Jesus cares about you, and you, everyone! What a great reminder that You care about everyone, every day! We love You, God. In Jesus' name, Amen."

Supplies

Craft- Jesus Heals the Woman		Quantity
1.	"Jesus Heals the Woman" Activity Page	65
2.	Crayons	Several
3.	Metal brads	65
4.	Permanent marker	1

Journal and Prayer		Quantity
1.	Bible	1
2.	Journal	1
3.	Fun-shaped pen	1