

# 2026-5-rBackyard Younger SF- Week 1

Today's Suggested Schedule—May 2026, Week 1

**Today's Bible Story:** Villages, Towns, Countryside • Mark 6:53-57  
Jesus cares about everyone.

**Key Question:** Who does Jesus care about?

**Bottom Line:** Jesus cares about everyone.

**Memory Verse:** *How wide and long and high and deep is the love of Christ.* • Ephesians 3:18 NIV

## Supplies NOT Included in the Activity Bags:

### Memory Verse Activity

### Bible Story Review- Jesus Everywhere

- Painter's tape

### Application Activity- Jesus and the Parachute

- Small soft ball
- Parachute
- Clear tape

### Craft- Move Jesus

- Crayons
- Hole punch
- Permanent marker



### Bible Story

villages, Towns, Countryside • Mark 6:53-57

### Key Question

Who does Jesus care about?

### Bottom Line

Jesus cares about everyone.

### Memory Verse

*How wide and long and high and deep is the love of Christ.* • Ephesians 3:18 NIV

# Activities

## Memory Verse with Motions

### What You Need

No supplies needed

### What You Do:

*Before the Activity:* Say the Memory Verse and demonstrate the motions for the children.

*During the Activity:* Teach the Memory Verse motions. Invite the children to do them with you several times.

*After the Activity:* Connect the Memory Verse to the Bottom Line.

### What You Say:

*Before the Activity:* "Friends, come stand with me! Let's learn our brand-new Memory Verse. It tells us how BIG Jesus' love is. It goes like this: 'How wide (*stretch arms out wide*) and long (*stretch arms forward*) and high (*reach arms up*) and deep (*crouch down low*) is the love of Christ. (*Hug yourself.*) Ephesians 3:18." (*Open hands like a book.*)




*During the Activity:* "Now, let's learn the motions! The first part says, 'How wide.' Everyone, stretch your arms out as wide as you can. (*Stretch arms out wide.*) Great! The next part says, 'and long.' Stretch your arms out in front of you. (*Stretch arms forward.*) The next part says, 'and high.' Put your arms up way up high over your head. (*Reach arms up.*) Next part says, 'and deep.' Squat and get really small. (*Crouch down low.*) Super! And the last part says, 'is the love of Christ.' Give yourself a great big hug.

(*Hug yourself.*) Ephesians 3:18 (*open hands like a book*). Let's do it again!" (*Repeat several times.*)

*After the Activity:* "Our verse teaches us that Jesus' love is big! Huge! In our true story from the Bible, Jesus helped people in every town and village. Jesus didn't miss anyone because **[Bottom Line] Jesus cares about everyone.** Who does Jesus care about? **[Bottom Line] Jesus cares about everyone!**"

## Bible Story Review- Jesus Everywhere

### What You Need

-  "Jesus Everywhere" Activity Page 1
-  Jumbo craft stick 1
-  Painter's tape 1

### What You Do:

*Before the Activity:* Tape the three places to the walls around the room, at child's height.

*During the Activity:* Explain that you are going to walk to different places around the room and Jesus is going with you! The leader will carry the picture of Jesus to each place. Identify and talk about what you do at each of the places. Talk about how Jesus cares about the people in each of those places.

*After the Activity:* Connect the Bottom Line to the Bible Story.

### What You Say:





*Before the Activity:* "We're going to take Jesus (*hold up the picture of Jesus*) to different places today! Let's see where Jesus can go."

*During the Activity:* "In our Bible Story today, Jesus went all around to different places; towns, villages, and homes. Everywhere Jesus went, people came to see Him and asked Him for help. Jesus helped people because **[Bottom Line] Jesus cares about everyone!** Let's walk over to the house and take Jesus with us. (*Pause.*) Hooray! We made it! What do you do at your house? (*Pause for responses.*) Yes! We eat and sleep and play at our house. Jesus cares about everyone at your house. Let's walk to the picture of the playground. (*Pause.*) We're here! What do you like to do at the playground? (*Pause for responses.*) Yes! We can have so much fun at the playground, and Jesus cares about everyone at the playground because **[Bottom Line] Jesus cares about everyone.** Okay! Let's walk with Jesus one more place, the grocery store! (*Pause.*) There are always so many interesting people at the grocery store—the lady at the bakery who always gives a free cookie, and the man who puts all the yummy fruit and veggies. And the nice people at the checkout who sometimes give us stickers. Jesus cares about everyone at the grocery store because **[Bottom Line] Jesus cares about everyone.**

*After the Activity:* "You did a great job helping Jesus visit all these places! The Bible shows us, Jesus helped people everywhere He went. Jesus always stopped to help people because **[Bottom Line] Jesus cares about everyone. Who does Jesus care about? [Bottom Line] Jesus cares about everyone!**"

## Application Activity- Jesus and the Parachute

### What You Need

	"Jesus and the Parachute" Activity Page	1
	Small soft ball	1
	Parachute	1
	Clear tape	1

### What You Do:

*Before the Activity:* Tape the Jesus cutout to the ball. Spread out the parachute and gather children around. Place the ball on the parachute.

*During the Activity:* Encourage children to bounce the parachute gently until "Jesus" bounces off. Ask children to look and see where Jesus went and name that place. Call on one child to go collect Jesus and put Him back on the parachute and play again. Repeat as time and interest allow.

*After the Activity:* Connect the Bottom Line to the Bible Story.

### What You Say:







*Before the Activity:* "We're going to play with our parachute today. And Jesus is going to join us! (*Hold up the ball with the picture of Jesus on it.*) Let's see where Jesus goes!"

*During the Activity:* "Let's bounce the parachute gently. Bounce, bounce, bounce, there He goes! Where did Jesus land? (*Pause for response.*) Over here? That's great, [child's name], go get Jesus and put Him back on the parachute. (*Pause.*) Let's play again. Bounce, bounce, bounce, there He goes! Where did Jesus land this time? (*Pause for response.*) Over there? [Child's name], go get Jesus and put Him back on the parachute. (*Pause.*) Good job! This is fun seeing Jesus go everywhere because Jesus really went everywhere!"

*After the Activity:* "In our Bible Story today, people ran from all over to bring their sick friends to Jesus. Wherever Jesus went, Jesus helped people because **[Bottom Line] Jesus cares about everyone. Who does Jesus care about? [Bottom Line] Jesus cares about everyone!**"

## Craft- Move Jesus

### What You Need

	"Move Jesus" Activity Page,	1
	"Move Jesus Town" Activity Page	1
	Crayons	Several
	Yarn	1
	Hole punch	1
	Permanent marker	1

### What You Do:

*Before the Activity:* Punch a hole in the top left-hand corner of each child's town and countryside picture. Punch a hole in each child's Jesus cutout. Cut yarn in 12-inch lengths, one per child. Write each child's name on their paper.

*During the Activity:* Encourage children to color both their town picture and their picture of Jesus.

Tie one end of each child's yarn to their town picture and the other end to their cutout of Jesus.

Show children how to move Jesus along their paper to different locations.

*After the Activity:* Connect the Bottom Line to the Bible Story.

### What You Say:

*Before the Activity:* "Hello friends! I have some fun story art for us to make today! Look at this big picture. It's kind of like a map; it has lots of towns and villages and people on it. And look! You have a picture of Jesus too!"

*During the Activity:* "Color your picture of the towns and countryside. (Pause.) Great! Color your picture of Jesus too. (Pause.) Now let's attach Jesus to your paper. (Thread one end of the yarn in the hole on each child's paper and knot. Thread the other end of the yarn through the hole on their Jesus cutout and knot. Show Children how to move Jesus around to each part of their paper.) Jesus traveled all around. Move your picture of Jesus. He didn't just stay in one place. People brought their sick friends and family to Him—wherever He was! Jesus healed people in villages and towns. Everyone who touched His robe in one town was made well!"

*After the Activity:* "You helped Jesus go all around, just like in our story. Jesus helped people He met, no matter where He was, because **[Bottom Line] Jesus cares about everyone.** Who does Jesus care about? **[Bottom Line] Jesus cares about everyone!**"

### Link to craft picture

<https://i.pinimg.com/originals/6c/56/a1/6c56a1bb-b5b74a7134c7d8df13e27cd6.gif>

# Supplies

## Bible Story Review- Jesus Everywhere Quantity

- |    |                                  |   |
|----|----------------------------------|---|
| 1. | "Jesus Everywhere" Activity Page | 1 |
| 2. | Jumbo craft stick                | 1 |
| 3. | Painter's tape                   | 1 |

## Application Activity- Jesus and the Parachute Quantity

- |    |   |   |
|----|---|---|
| 1. | "Jesus and the Parachute" Activity Page | 1 |
| 2. | Small soft ball                         | 1 |
| 3. | Parachute                               | 1 |
| 4. | Clear tape                              | 1 |

## Craft- Move Jesus Quantity

- |    |                                 |         |
|----|---------------------------------|---------|
| 1. | "Move Jesus" Activity Page,     | 1       |
| 2. | "Move Jesus Town" Activity Page | 1       |
| 3. | Crayons                         | Several |
| 4. | Yarn                            | 1       |
| 5. | Hole punch                      | 1       |
| 6. | Permanent marker                | 1       |