

2026-5-rBackyard Younger- Week 2

Supplies NOT Included in the Bags

Memory Verse Activity- This Tall

- Clear tape
- Crayons
- Permanent marker

Craft- Love Trace

- Crayons
- Craft glue
- Permanent marker



Bible Story

Jesus Heals a Woman on the Sabbath •
Luke 13:10-17 CEV
Jesus cares about everyone every day.

Key Question

Who does Jesus care about?

Bottom Line

Jesus cares about everyone.





Memory Verse

*How wide and long and high and deep is
the love of Christ.* • Ephesians 3:18 NIV

Groups

Memory Verse Activity- This Tall

What You Need

	"This Tall" Activity Page	1
	Yarn	Several
	Clear tape	1
	stamps	Several
	Crayons	Several
	Permanent marker	1

[Example of the Craft](#)

What You Do:

Before the Activity: Write each child's name and the date on their cutout. Say the Memory Verse as you do the motions together with the children.

During the Activity: Encourage children to decorate their cutouts. Measure each child's height with yarn/ribbon and cut. Tape each child's yarn/ribbon to their cutout. Say the verse with the motions together one more time.

What You Say:

Before the Activity: "Friends, come stand with me! Let's do the motions as we say our Memory Verse. Ready? Here we go! 'How wide (*stretch arms out wide*) and long (*stretch arms forward*) and high (*reach arms up*) and deep (*crouch down low*) is the love of Christ. (*Hug yourself.*) Ephesians 3:18 (*open hands like a book*). Fantastic!"

During the Activity: "I have a paper for you to decorate. The words on your paper say, 'How wide and long and high and deep is the love of Christ.' Ephesians 3:18. That's the verse we're learning! While you are decorating, I'm going to measure you with this yarn/ribbon. [Child's name], stand up and let's see how big you are. (*Measure child's height and cut the yarn/ribbon at that height.*) Wow [child's name]! You are this tall! (*Hold up the yarn for child to see.*) Let's tape it to your paper right here where it says I'm this tall today! (*Tape yarn to child's paper.*) [Child's name], your turn! (*Continue with each child.*) Now let's say the verse as we do the motions one more time. 'How wide (*stretch arms out wide*) and long (*stretch arms forward*) and high (*reach arms up*) and deep (*crouch down low*) is the love of Christ. (*Hug yourself.*) Ephesians 3:18 (*open hands like a book*).

After the Activity: "You're all so tall! That's just how God made you! In today's Bible Story, Jesus helped a woman who had been bent over for 18 years! That's a long time! Jesus called her over and said, 'You are now well,' and she stood up tall and praised God. Jesus helped the woman because Jesus cared about her, **[Bottom Line] Jesus cares about everyone.** Who does Jesus care about? **[Bottom Line] Jesus cares about everyone!"**

Bible Story Review- Act Out the Story

What You Need

No supplies needed

What You Do:

Before the Activity: Stand together, spread out with the children.

During the Activity: Encourage children to crouch down like the woman in the Bible Story and say, "Jesus said, 'You are now well!'" Guide children to stand tall and stretch up high. Repeat the motion a few times together. Celebrate by clapping and saying the Bottom Line together. If desired, end with a short "praise parade" or happy movement.

What You Say:

Before the Activity: "Let's act out our Bible Story and pretend we are the woman who couldn't stand up tall."

During the Activity: "Let's crouch down low like the woman. (Pause.) Oh no, we can't stand up! But wait! In our story, Jesus saw the woman and called her over. Jesus said, 'You are now well,' and He placed His hands on her. Everyone, stand up tall! (Pause.) Yay! The woman was all better and could stand up straight. Let's celebrate, clap our hands, and say **[Bottom Line] Jesus cares about everyone!** (Pause.) Let's pretend again. (Repeat as time and interest allows.)"

After the Activity: "The woman in our Bible Story had been hurting for eighteen years but Jesus healed her because He loved her. The woman stood up tall and praised God. Jesus healed the woman because He cared about her. **[Bottom Line] Jesus cares about everyone. Who does Jesus care about? [Bottom Line] Jesus cares about everyone!**"

Application Activity- Teacher Tag

What You Need

No supplies needed

What You Do:

Before the Activity: Spread out in an open space in your activity area.

During the Activity: Encourage children to try and tag the teacher or designated leader. Each time someone tags the leader, pause and have the whole group say the **Bottom Line**. Repeat as time and interest allow.

After the Activity: Remind children that Jesus didn't wait to care for someone, He stopped teaching and helped the woman who was hurting right then.

What You Say:






Before the Activity: "Let's play tag! To play, you need to try to tag me. If someone tags me, we're all going to freeze and say something very important together."

During the Activity: "Ready, set, GO! (Pause.) Oh! [Child's name] tagged me! Everyone freeze and say: **[Bottom Line] Jesus cares about everyone!** (With children.) **[Bottom Line] Jesus cares about everyone!** Who does Jesus care about? **[Bottom Line] Jesus cares about everyone!** Let's play again! (Repeat as time and interest allow.)"

After the Activity: "In our Bible Story, Jesus was teaching when He saw a woman who was bent over and couldn't stand up. Jesus stopped what He was doing and helped her right away! He didn't wait! Why? Because **[Bottom Line] Jesus cares about everyone.** Who does Jesus care about? **[Bottom Line] Jesus cares about everyone!"**

Craft- Love Trace

What You Need

	"Love Trace" Activity Page	1
	Crayons	Several
	Yarn	1
	Craft glue	1
	Permanent marker	1

[Example of Craft](#)

What You Do:

Before the Activity: Write each child's name on their paper.

During the Activity: Encourage children to color their picture. Help children trace the line from Jesus to the woman including the heart with glue. Invite children to place yarn along the glue path to connect Jesus and the woman.

After the Activity: Connect the Bottom Line to the Bible Story.

What You Say:

Before the Activity: "Friends, look at your picture. Jesus is on one side and the woman on the other side."

During the Activity: "In our Bible Story, Jesus saw a woman who was hurting and bent over for a long time, eighteen years! Color your picture. *(Pause.)* Great! Now let's help connect Jesus and the woman with this line. Trace the line with the glue. *(Help as needed.)* Now trace the glue line with your piece of yarn. *(Pause.)* Super-duper! Jesus saw the woman and said, 'You are now well.' Then He placed His hands on her—and she stood up tall! Your yarn made a heart in between Jesus and the woman. Jesus cared about the woman because **[Bottom Line] Jesus cares about everyone.**

After the Activity: "This heart shows the love that brought Jesus and the woman together. She was healed because Jesus cared for her, even when others didn't. **[Bottom Line] Jesus cares about everyone.** Who does Jesus care about? **[Bottom Line] Jesus cares about everyone!"**

Supplies

Memory Verse Activity- This Tall	Quantity
1. "This Tall" Activity Page	1
2. Yarn	Several
3. Clear tape	1
4. stamps	Several
5. Crayons	Several
6. Permanent marker	1

Craft- Love Trace	Quantity
1. "Love Trace" Activity Page	1
2. Crayons	Several
3. Yarn	1
4. Craft glue	1
5. Permanent marker	1