

2026-5-rBackyard Younger- Week 3

Supplies NOT Included in the Activity Bags:

Application Activity- On the Way to Zacchaeus' House

- Floor tape

Craft- Z's Story Tree

- Crayons
- Glue sticks
- Permanent marker



Bible Story

Zacchaeus • Luke 19:1-10

Jesus cares about you no matter what.

Key Question

Who does Jesus care about?

Bottom Line

Jesus cares about everyone.

Memory Verse

How wide and long and high and deep is the love of Christ. • Ephesians 3:18 NIV

Groups

Memory Verse Activity- Climb the Verse

What You Need

No supplies needed

What You Do:

Before the Activity: Spread out in an open area. Say the Memory Verse as you do the motions together with the children.

During the Activity: Encourage children to pretend to climb a tree as you say the verse together.

What You Say:


Before the Activity: "Friends, come stand with me and spread out. Let's do the motions as we say our Memory Verse. Ready? Here we go! 'How wide (*stretch arms out wide*) and long (*stretch arms forward*) and high (*reach arms up*) and deep (*crouch down low*) is the love of Christ. (*Hug yourself.*) Ephesians 3:18. (*Open hands like a book*) Great job!"

During the Activity: "We're going to climb, just like Zacchaeus climbed the tree in our Bible Story! And while we climb, we'll say our memory verse. Ready? Climb, climb, climb! 'How wide and long and high and deep is the love of Christ.' Ephesians 3:18. Let's say it again and climb some more. Climb, climb, climb! 'How wide and long and high and deep is the love of Christ.' Ephesians 3:18. (*Repeat as time and interest allow.*) Great job climbing and saying our verse!"

After the Activity: "In our Bible Story, Zacchaeus really wanted to see Jesus, but he was too short to see over the crowd. So, he climbed a tree! When Jesus walked by, He looked up at Zacchaeus and said, 'Come down! I want to go to your house!' Jesus knew Zacchaeus' name and everything about him. Even though Zacchaeus had taken too much money from people, Jesus still loved him and wanted to be his friend. Jesus helped Zacchaeus make things right. Jesus cared about Zacchaeus, because **[Bottom Line] Jesus cares about everyone. Who does Jesus care about? [Bottom Line] Jesus cares about everyone.**"

Bible Story Review- Zacchaeus Sing Along

What You Need

 "Zacchaeus Was a Wee Little Man" 1
(available on APlay with Amazing Music)



EveryChild tips

- Offer seated participation with visual prompts or hand movements.
- Use finger puppets or picture cards to accompany the song for nonverbal learners.

What You Do:

Before the Activity: Stand together, spread out with the children.

During the Activity: Encourage children to sing and dance to the song, "Zacchaeus Was a Wee Little Man."

What You Say:

Before the Activity: "We're going to sing a song about Zacchaeus to help us remember today's true Bible Story."

During the Activity: "Here's our song, let's sing: (Start song.)"

"Zacchaeus was a wee little man,
and a wee little man was he.
He climbed up in a sycamore tree,
For the Lord he wanted to see.

"And as the Savior came that way,
He looked up in the tree.
And he said, "Zacchaeus, you come down,"

"For I'm going to your house today.
For I'm going to your house today.

"Great job singing and moving!"

After the Activity: "That song tells the same story we heard today! Zacchaeus was a man who made some wrong choices. He took too much money from people. A lot of people didn't like him. But Jesus loved Zacchaeus anyway. Zacchaeus wanted to see Jesus so badly, he climbed up in a tree! Jesus saw him and said, 'Come down! I'm going to your house!' Jesus cared about Zacchaeus. Zacchaeus was so happy that he gave back the money he took and even more. Jesus changed Zacchaeus' heart. Jesus cared about Zacchaeus because **[Bottom Line] Jesus cares about everyone. Who does Jesus care about? [Bottom Line] Jesus cares about everyone.**"

Application Activity- On the Way to Zacchaeus' House

What You Need

👤	"On the Way to Zacchaeus' House" Activity Page	1
👤	Painter's tape	1
👤	Optional: Toy Jesus	1

What You Do:

Before the Activity: Tape the picture of the house to a wall at child's height. Create a tape path on the floor leading to the picture of the house.

During the Activity: Invite children to take turns walking along the path to Zacchaeus' house. Sit together at the end of the path and review the Bible Story. *Optional: Take Jesus to "walk" with them if desired.*

What You Say:






Before the Activity: "Come and walk with me! We're going to follow the path to Zacchaeus' house!"

During the Activity: "Follow me and let's walk carefully down this path. Step, step, step... we're on the way to Zacchaeus' house! Step, step, step. (*Pause.*) Hooray! We made it! Great job walking! Let's sit down right here at the end of the path outside Zacchaeus' house. (*Pause.*) In today's true story from the Bible, we learned about Zacchaeus. He was a tax collector and took more money than he should and that made people not like him. One day Jesus was coming to town and Zacchaeus wanted to see Him. There was a crowd and Zacchaeus couldn't see over them, so he climbed up a tree to see Jesus. Jesus saw Zacchaeus and said 'Come down! I want to go to your house today!' Even though Zacchaeus had made some wrong choices and people didn't like him, Jesus cared about him because **[Bottom Line] Jesus cares about everyone!** Zacchaeus was so happy that Jesus wanted to be his friend, his heart changed that day. Zacchaeus gave back the money he took and more."

After the Activity: "Jesus cared about Zacchaeus and wanted to be his friend. Jesus cared about Zacchaeus even though he had done some bad things because **[Bottom Line] Jesus cares about everyone. Who does Jesus care about? [Bottom Line] Jesus cares about everyone!**"

Craft- Z's Story Tree

What You Need

	"Z's Story Tree" Activity Page	1
	Crayons	Several
	Green tissue paper squares	10
	Glue sticks	1
	Permanent marker	1

[Picture of craft](#)

What You Do:

Before the Activity: Write each child's name on their paper.

During the Activity: Encourage children to color their pictures, then glue tissue paper squares to the tree.

What You Say:

Before the Activity: "Look at your paper! Who's that up in that tree in the branches? *(Pause for responses.)* It's Zacchaeus! And who's standing next to the tree? *(Pause for responses.)* That's right! It's Jesus!"

During the Activity: "Color your paper. *(Pause.)* Great job! These green tissue paper squares remind me of leaves. Glue some to your paper to hide Zacchaeus in the tree. *(Pause.)* You're doing such a great job adding leaves to the tree. In our Bible Story, Zacchaeus climbed a fig tree so he could see Jesus because he was too short to see over the crowd."

After the Activity: "Jesus walked by the tree and saw Zacchaeus. Jesus called Zacchaeus by name and said, 'Come down, I want to go to your house today.' Zacchaeus was so surprised and so happy! Jesus knew Zacchaeus had made wrong choices, but Jesus still wanted to be his friend. That's because **[Bottom Line] Jesus cares about everyone**, no matter what! Can you say that with me? **[Bottom Line] Jesus cares about everyone!**"

Supplies

Bible Story Review- Zacchaeus Sing Along Quantity

- | | | |
|----|-----------------------------------------------------------------------------|---|
| 1. | "Zacchaeus Was a Wee Little Man"
(available on APlay with Amazing Music) | 1 |
|----|-----------------------------------------------------------------------------|---|

Application Activity- On the Way to Zacchaeus' House Quantity

- | | | |
|----|---------------------------------------------------|---|
| 1. | "On the Way to Zacchaeus' House"
Activity Page | 1 |
| 2. | Painter's tape | 1 |
| 3. | Optional: Toy Jesus | 1 |

Craft- Z's Story Tree Quantity

- | | | |
|----|--------------------------------|---------|
| 1. | "Z's Story Tree" Activity Page | 1 |
| 2. | Crayons | Several |
| 3. | Green tissue paper squares | 10 |
| 4. | Glue sticks | 1 |
| 5. | Permanent marker | 1 |