

# 2026-5-rCity 2/3

## SG-Week 1

Today's Suggested Schedule—May 2026, Week 1

**Bible Story:** Peter and John Are Taken to the Sanhedrin • Acts 3–4:22

**Bottom Line:** Keep going because of what God has done.

**Monthly Memory Verse:** *Let us not become tired of doing good. At the right time we will gather a crop if we don't give up.* • Galatians 6:9 NIRV

### Supplies NOT Included in the Activity Bags:

Bible Story Review: Who Said It?

Application Activity: Boldly Follow the Leader

Memory Verse Activity: Don't Stop Posters

- Bibles
- coloring supplies
- butcher paper
- scissors to cut butcher paper

Prayer Activity: Pray and Dismiss

- markers



### Bible Story

Peter and John Are Taken to the Sanhedrin • Acts 3–4:22

### Conversation Starter

What have you seen God do?

### Bottom Line

Keep going because of what God has done.


### Monthly Memory Verse

*Let us not become tired of doing good. At the right time we will gather a crop if we don't give up.* • Galatians 6:9 NIRV

# Small Group Activities

## Bible Story Review- Who Said It?

### What You Need

 Bible	1
 "Matching Cards" Activity Page	1

### What You Do:

#### During the Activity:

- Open your Bible and review the Bible Story with the kids (Acts 3-4:22). Share the following main points:
  - Through the power of the Holy Spirit, Peter and John healed a man who couldn't walk.
  - When Peter began preaching about Jesus, the religious leaders got angry and arrested Peter and John.
  - The Holy Spirit moved 5,000 people to believe in Jesus!
  - The next day, Peter and John were brought out of prison to a gathering of religious leaders.
  - The religious leaders questioned Peter and John, but the Holy Spirit helped them answer boldly.
  - When the religious leaders commanded Peter and John never to speak in Jesus' name again, Peter and John said they couldn't stop because they had seen the good things God had done!
- Give each kid a set of the character cards from the "Matching Cards" Activity Page.
- Explain that you will read something that happened in today's Bible Story.
- Instruct the kids to listen carefully and hold up the picture of the person or group of people who said it or did it.
- Read the following statements one at a time:
  - "Who saw a man who couldn't walk and healed him in Jesus' name?" (*Peter and John*)
  - "Who was so happy he could walk that he jumped and leaped and praised God?" (*the healed man*)
  - "Who were the angry leaders who arrested Peter and John?" (*the religious leaders*)
  - "Who boldly told the religious leaders they would never stop talking about Jesus?" (*Peter and John*)
- Help kids (as needed) choose the right card and celebrate their great listening.

### What You Say:

"You all remembered our story so well! Peter and John were disciples of Jesus, and now they were leaders in the new church. One afternoon, they went up to the temple for prayer. Ahead, they saw a man asking for money because he couldn't walk and couldn't work. Peter said, *"I don't have any silver or gold. But I'll give you what I do have. In the name of Jesus Christ of Nazareth, get up and walk"* (Acts 3:6 NIV). Just like that, the man's feet and ankles became strong. For the first time in his life, he took a step. And then another. The man went right into the temple courtyard with Peter and John, jumping and praising God. Everyone who recognized him was filled with wonder and amazement.

"Peter was quick to step up and share the good news of God's story. The religious leaders tried to stop Peter and John. They arrested them, and

then the next day, the religious leaders commanded Peter and John to never again speak or teach in Jesus' name. But Peter and John said, *'Which is right from God's point of view? Should we listen to you? Or should we listen to God? You be the judges! There's nothing else we can do. We have to speak about the things we've seen and heard'* (Acts 4:19-20 NIV). They had seen what God had done, and they couldn't stop talking about it! They knew they had to speak boldly and **[Bottom Line] keep going because of what God has done."**

## Application Activity- Boldly Follow the Leader

### What You Need

No supplies needed

### What You Do:

*During the Activity:*

- Tell the kids you are going to play a game of "Follow the Leader" but with a BOLD twist.
- Explain that whatever you do, they are to copy it in a big, bold, and brave way.
- Lead them around the room with bold actions:
  - "Let's do BOLD marching!" (*Lift your knees up high.*)
  - "Let's make BOLD arm muscles!" (*Flex your arm muscles.*)
  - "Let's take BOLD giant steps!" (*Take the biggest steps you can.*)
  - "Let's give a BOLD clap!" (*Clap loudly together.*)
- Let a few kids take turns being the bold leader.

### What You Say:





"Great job being so bold! Peter and John were bold when they talked about Jesus. They weren't scared because they knew God was with them. They didn't give up speaking and acting for Jesus. They knew that they could keep going because of what God had done!

"And God has done so much for us too! We needed rescue from our sin, and we couldn't be close to God anymore. But God loves us so much that He created a rescue plan spanning all of history so we could be close to Him again. For years and years and years, He was faithful to set the exact right time in history for Jesus to come! And through Jesus' life and death, God rescued everyone who follows Jesus. Now, we can be friends with God forever! And then after Jesus went back to heaven, God sent His Holy Spirit, His very Spirit, so He can live inside of His followers! Now He is closer than close, and goes through all of life with us.

"Knowing all that God has done just so we can be His close friends can make US bold too. When we remember how much God loves us, it helps us keep going when things get tough and helps us **[Bottom Line] keep going because of what God has done!**"

## Memory Verse Activity- Don't Stop Posters

### What You Need

 Bibles	1
 Large piece of butcher paper	1
 Coloring supplies	Several
 Painter's tape	1

**Link to a Picture of the Activity:** <https://pin.it/6dp1oUgxx>

### What You Do:

#### Before the Activity:

- Cut a piece of butcher paper. Tear the edges of the butcher paper so it looks like a rugged mountain.

#### During the Activity:

- Give each kid a Bible and invite them to look up Galatians 6:9.
- Demonstrate how to look up the verse using the Bible Navigation Tips below:

**Finding verses for 2nd-3rd graders:** Guide them to open their Bibles to the front and find the table of contents. (Hold up a Bible opened to the table of contents to show the kids what the page looks like.) When the kids find the table of contents, lead them to find the name of the book in the list. When they find the book, lead them to look at the page number beside it. Explain that the number tells them on what page they can find that book. Help the kids find the page. When they find the book, explain that the big numbers on the page are the chapter numbers. Help them find the correct chapter. Then explain that the small numbers are verse numbers. Help them find the correct verse in that chapter.

- Repeat the Memory Verse aloud together several times.
- Review any words that might be unfamiliar to the kids.
- Invite the kids to set their Bibles aside.
- Lay the "mountain" on the floor and invite the kids to gather around it.
- Write the Memory Verse and reference on the "mountain."
- Let the kids work together to decorate the "mountain" with the coloring supplies. Invite them to draw pictures of people doing good things, like sharing or helping.
- When the kids are done decorating, tape the poster on a wall in your room as a reminder for the whole month.




### What You Say:

"Great job decorating, friends! This poster looks awesome! It will help us remember our Memory Verse all month long. Sometimes it can feel hard to keep doing the right thing, but our Memory Verse tells us not to give up! In our Bible Story today, we saw how Peter and John didn't give up even when the religious leaders tried to stop them. They were bold and kept sharing the good news about Jesus because they knew God was with them. And God is with us, so we can be bold too!

"Let's say our Memory Verse together one more time: 'Let us not become tired of doing good. At the right time we will gather a crop if we don't give up. Galatians 6:9.' One more time! 'Let us not become tired of doing good. At the right time we will gather a crop if we don't give up. Galatians 6:9.' Remember, don't give up, and **[Bottom Line]keep going because of what God has done.**"

## Pray and Dismiss

### What You Need

 Balloon,	1
 Small tissue paper squares	1
 Markers	Several

**Link to a Picture of the Activity:** <https://pin.it/1LHN0x0ab>

### What You Do:

#### *Before the Activity:*

- Inflate the balloon and tie a knot.

#### *During the Activity:*

- Give each kid a tissue paper square and a marker.
- Ask them to think of one person they want to pray for, then invite them to write the person's initial on their tissue paper square.
- Rub the balloon on your hair or shirt to create static electricity.
- One at a time, invite each kid to bring their tissue paper prayer close to the balloon and watch it "stick" to the balloon.
- Leave all the tissue paper prayers stuck to the balloon.

### What You Say:

"Look at our sticky tissue paper prayers! All the people you wrote down on your tissue paper squares are stuck to the balloon. God loves every one of us so much that He created a rescue plan spanning all of history. God worked years and years and years for the right time in history for Jesus to come! Through Jesus' life and death, God rescued everyone who follows Jesus. Now, we can be friends with God forever! Let's pray that the people you wrote down will know how much God loves them this week. Let's take a quiet moment to talk to God together."

### Prayer:

"Dear God, thank You for all the amazing things You've done for us. Thank You for sending Jesus to rescue us so we can be friends with You forever. Please be with the people we prayed for today. Help us to be brave and keep telling people about You, just like Peter and John. Help us to always **[Bottom Line] keep going because of what God has done.** We love You, and we pray these things in Jesus' name. Amen."

*[As adults arrive to pick up, encourage kids to be bold and keep going because of what God has done for you!]*

# Supplies

## Bible Story Review- Who Said It? Quantity

- |    |                                |   |
|----|--------------------------------|---|
| 1. | Bible                          | 1 |
| 2. | "Matching Cards" Activity Page | 1 |

## Memory Verse Activity- Don't Stop Posters Quantity

- |    |                              |         |
|----|------------------------------|---------|
| 1. | Bibles                       | 1       |
| 2. | Large piece of butcher paper | 1       |
| 3. | Coloring supplies            | Several |
| 4. | Painter's tape               | 1       |

## Pray and Dismiss Quantity

- |    |                            |         |
|----|----------------------------|---------|
| 1. | Balloon,                   | 1       |
| 2. | Small tissue paper squares | 1       |
| 3. | Markers                    | Several |