

2026-5-rCity 2/3

SG-Week 2

Today's Suggested Schedule—May 2026, Week 2

Bible Story: Philip and the Man from Ethiopia • Acts 8:26-40

Bottom Line: Keep following God, even when you have questions.

Monthly Memory Verse: *Let us not become tired of doing good. At the right time we will gather a crop if we don't give up.* • Galatians 6:9 NIRV

Supplies NOT Included in the Activity Bags:

Bible Story Review: Who Did It?

- Bibles

Application Activity: Trek and Ask

- wall tape

Memory Verse Activity: Scroll Memory Verse

- scissors
- Bibles

Prayer Activity: Pray and Dismiss



Bible Story

Philip and the Man from Ethiopia • Acts 8:26-40

Conversation Starter

What questions do you have about God?

Bottom Line

Keep following God, even when you have questions.



Monthly Memory Verse

Let us not become tired of doing good. At the right time we will gather a crop if we don't give up. • Galatians 6:9 NIRV

Activities

Bible Story Review- Who Did It?

What You Need

| | |
|---|---|
|  Bible | 1 |
|  "Character Cards" Activity Page | 1 |

What You Do:

- Open the Bible to Acts 8. Show the kids in the Bible where the story is. (Acts 8:26-40)
- Review the Bible Story by sharing these main points:
- An angel told a follower of Jesus named Philip to go to a desert road.
- On the desert road, there was a chariot.
- The Holy Spirit told Philip: "Stay near that chariot!"
- Philip ran up beside the chariot!
- A man from Ethiopia was inside the chariot reading Scripture, but he didn't understand what he was reading.
- So Philip climbed into the chariot and explained what the Scriptures meant. The man was reading about Jesus!
- The man from Ethiopia decided to become a follower of Jesus! He saw some water and wanted to be baptized right away!
- Right after Philip baptized the man, God took Philip away to teach about Him in another town.
- Give every kid a picture of Philip and a picture of the Ethiopian official from the "Character Cards" Activity Page.
- Tell them you're going to read some things that happened in today's Bible Story.
- They will listen carefully and hold up the picture of the person who did that action.
- Read the following statements:
 - "Who was traveling in a chariot?" (*the Ethiopian official*)
 - "Who did an angel tell to go to the desert road?" (*Philip*)
 - "Who was reading from a scroll of Scripture but didn't understand it?" (*the Ethiopian official*)
 - "Who ran alongside the chariot to talk to the man?" (*Philip*)
 - "Who asked, 'What can stop me from being baptized?'" (*Acts 8:36-37 NIV*) (*the Ethiopian official*)
 - "Who helped the man understand the good news about Jesus?" (*Philip*)

What You Say:



"You know our story so well! The man from Ethiopia had big questions, but he didn't stop looking for answers. And God sent Philip to help him. See, Philip was teaching about Jesus and His great love in Samaria. But then God's angel spoke to him and said, 'Go south to the desert road' (*Acts 8:26a*). Now, I'm sure Philip had questions about this. After all, he was busy doing God's work in Samaria! But Philip trusted God and set off down the road. That's where the man from Ethiopia was in his chariot!

"Then, the Holy Spirit told Philip, "Go to that chariot. Stay near it" (*Acts 8:29*). God directed Philip right to the chariot. Then, Philip was able to help the man from Ethiopia with his questions about God.

"God cared so much about the man from Ethiopia that He sent Philip to help him! God guided Philip every step of the way, just to help the Ethiopian man find answers. That's so cool! It reminds us to **[Bottom Line] keep following God, even when you have questions.**"

Application Activity-Trek and Ask

What You Need

-  "Trail Signs" Activity Page, 1
-  Wall tape 1

What You Do:

Before the Activity:

- Tape the four "Trail Signs" in different corners of the room.

During the Activity:

- Gather the kids in the middle of the activity area.
- Tell them you're going on a "Trek and Ask" adventure.
- Lead the kids to the first sign—the Bible.
- Ask, "What questions do you have about the Bible?" (Allow them to share questions they might have, like, "Who wrote it?")
- Walk to the next sign—praying hands.
- Ask, "What questions do you have about prayer?" (e.g., "Does God always hear me?")
- Continue to the other signs (Jesus and the question mark).

Welcome all questions and thank them for being curious. Don't worry about answering the questions, just join the kids in their curiosity!






What You Say:

"Those are all wonderful questions! It's so important to ask them. God loves it when we want to know more about Him. When the Ethiopian man had questions that hadn't been answered, God sent Philip to help. God cared so much about the Ethiopian man that He sent Philip all the way to a desert road to find him! Philip climbed up into the chariot and took a look at what the Ethiopian official was reading. Philip sat with him and helped him understand.

"Just like Philip helped the man in the chariot, we can help each other, and we can always talk to God. We can talk to God and ask Him our questions—ALL of our questions! And there are so many important questions to ask! Sometimes you may have to wait a long time for an answer. And sometimes you won't get the answer you wanted. But through it all, you can trust that God loves you more than you can imagine, and He hears you every time you ask Him a question. Remember, friends, **[Bottom Line] keep following God, even when you have questions.**"

Memory Verse Activity- Scroll Memory Verse

What You Need

| | | |
|---|------------------------|---------|
|  | Bibles | 1 |
|  | "Scroll" Activity Page | 1 |
|  | Coloring supplies | Several |
|  | Ribbon, 16-inch length | 1 |
|  | Scissors | 1 |

What You Do:

During the Activity:

- Give every kid a Bible and direct them to look up Galatians 6:9.
- Demonstrate how to look up the verse using the Bible Navigation Tips below:

Finding verses for 2nd-3rd graders: Guide them to open their Bibles to the front and find the table of contents. (Hold up a Bible opened to the table of contents to show the kids what the page looks like.) When the kids find the table of contents, lead them to find the name of the book in the list. When they find the book, lead them to look at the page number beside it. Explain that the number tells them on what page they can find that book. Help the kids find the page. When they find the book, explain that the big numbers on the page are the chapter numbers. Help them find the correct chapter. Then explain that the small numbers are verse numbers. Help them find the correct verse in that chapter.

- Repeat the Memory Verse aloud together several times.
- Review any words that might be unfamiliar to the kids.
- Invite the kids to put their Bibles aside.
- Give each kid a "Scroll" Activity Page.
- Explain that the Ethiopian man in the story was reading from a scroll, which is what our books today looked like a long time ago.
- Encourage the kids to decorate their scrolls with the coloring supplies.
- Help them carefully roll up their paper from both ends toward the middle so it looks like a real scroll.
- Cut a piece of ribbon for each kid. Approximately 16 inches long.
- Show them how to tie the length of ribbon around their scroll to keep it closed.
- Let them practice opening their scrolls and reading the Memory Verse together.

What You Say:

"Your scrolls look so official! The man from Ethiopia was reading God's Word from a scroll, and he kept going, even when he had questions. God used Philip to help the Ethiopian man, and God can use you too! You can tell others the good news about Jesus. You can love others the way Jesus loves you. You can keep praying, even when you aren't getting an answer. Our Memory Verse reminds us to keep going. It says that when we keep doing good things, it will be worth it. Take your scroll home to help you remember the Memory Verse and remind you to keep going, even when things feel tough!"

Prayer Activity- Sandwich Prayer

What You Need

 "Sandwich Art" Activity Page

1

What You Do:

- Explain that you're going to build a prayer sandwich together with the "ingredients."
- Hold up the first piece of bread that says, "Dear God."
- Hold up the lettuce. Say, "The lettuce reminds us to say, 'Thank You' to God. What are you thankful for?" *(Let kids share.)*
- Hold up the cheese. Say, "The cheese reminds us to say, 'I'm sorry.' Let's pause and tell God sorry for any wrong choices we've made. You can pray silently in your head." *(Pause for a minute or two while kids pray silently.)*
- Hold up the piece of meat. Say, "This piece of meat reminds us to ask God to 'Please help me ... ' What do you need God's help with?" *(Let kids share.)*
- Hold up the tomato. Say, "The tomato reminds us to ask God to 'Please heal ... ' Do you or someone in your life need God's healing?" *(Let kids share.)*
- Hold up the cucumber. Say, "The cucumber reminds us to ask God to 'Please bless ... ' Who or what do you want to ask God to bless?" *(Let kids share.)*
- Hold up the slices of bacon. Say, "This bacon reminds us to ask God to 'Help me remember ... ' What do you want God to help you remember?" *(Let kids share.)*
- Hold up the other piece of bread that says, "Amen."
- Stack all the ingredients together as you pray.

What You Say:

"We made a delicious prayer sandwich! It's another reminder that we can talk to God about anything and everything. We can ask God questions—even the really big questions! Nothing is too hard or too big for God! When we ask questions, we'll understand more and grow in our faith. Let's pray together."

Prayer:

"Dear God, thank You for being a God who listens to our questions. Please help us to be brave and keep asking when we want to know more about You. Help us to keep going as we follow You and never give up. We love You, and we pray these things in Jesus' name. Amen."

[As adults arrive to pick up, encourage kids with: "Have a great week and don't be afraid to ask questions about God—it will help you grow in your faith!"]

Supplies

Bible Story Review- Who Did It? Quantity

- | | | |
|----|---------------------------------|---|
| 1. | Bible | 1 |
| 2. | "Character Cards" Activity Page | 1 |

Application Activity-Trek and Ask Quantity

- | | | |
|----|------------------------------|---|
| 1. | "Trail Signs" Activity Page, | 1 |
| 2. | Wall tape | 1 |

Memory Verse Activity- Scroll Memory Verse Quantity

- | | | |
|----|------------------------|---------|
| 1. | Bibles | 1 |
| 2. | "Scroll" Activity Page | 1 |
| 3. | Coloring supplies | Several |
| 4. | Ribbon, 16-inch length | 1 |
| 5. | Scissors | 1 |

Prayer Activity- Sandwich Prayer Quantity

- | | | |
|----|------------------------------|---|
| 1. | "Sandwich Art" Activity Page | 1 |
|----|------------------------------|---|