

2026-5-rCity 4/5 SG | W2

Today's Suggested Schedule—May 2026, Week 2

Bible Story: Philip and the Man from Ethiopia • Acts 8:26-40

Bottom Line: Keep following God, even when you have questions.

Conversation Starter: What questions do you have about God?

Monthly Memory Verse: *Let us not become tired of doing good. At the right time we will gather a crop if we don't give up.* • Galatians 6:9 NIV

Supplies NOT Included in the Activity Bags:

Bible Story Review

- Bibles
- Wall Tape

Memory Verse Activity

- Bibles

Prayer Activity

Application Activity

- Stapler
- paper



Bible Story

Philip and the Man from Ethiopia • Acts 8:26-40

Conversation Starter

What questions do you have about God?

Bottom Line

Keep following God, even when you have questions.




Monthly Memory Verse

Let us not become tired of doing good. At the right time we will gather a crop if we don't give up. • Galatians 6:9 NIV

Small Group Activities

Bible Story Extension

What You Need

 Bibles	1
 "Bible Story Clues" Activity Page	1
 Painter's tape	1

What You Do:

Before the Activity:

- Put cards from the "Bible Story Clues" Activity Page in different "stations" around the room with a Bible or two (e.g., Station 1: Acts 8:26; Station 2: Acts 8:29, etc.).

During the Activity:

- Ask one of the Review Questions from the Bible Story out loud that are listed below. The Review Question will correspond to one of the cards from the "Bible Story Clues" Activity Page. (e.g., "What did the angel tell Philip to do?").
- When you say "Go," kids run to the different stations and look up the Bible verse on the clue card to see if their clue answers the question you asked.
- The first kid to find the correct station and run back to you with the right answer wins a point.
- Continue until you've asked all of the Review Questions below.

Review Questions

- What did the Ethiopian man want to do once he learned about Jesus? (Acts 8:36-37)
- What did the angel tell Philip to do? (Acts 8:26)
- How did the man from Ethiopia respond when Philip asked if he understood what he was reading? (Acts 8:30b-31)
- Who spoke to Philip and told him to go to the chariot and stay near it? (Acts 8:29)
- What was the Ethiopian man reading about in the book of Isaiah? (Acts 8:32b-35)

What You Say:

"Great job! You had to really search for those answers. The man from Ethiopia was searching for answers too. He was reading God's Word, but he didn't understand it. He persevered—he didn't give up. And because God cared about him so much, God sent Philip to help him.

"Acts 8:26 says: *An angel of the Lord spoke to Philip. 'Go south to the desert road,' he said. 'It's the road that goes down from Jerusalem to Gaza.'* Now, I'm sure Philip had questions about this. After all, he was busy doing God's work in Samaria! But Philip trusted God and set off to where God told him to go. As Philip was on his journey, he saw a chariot on the road. Acts 8:29 says: *The Holy Spirit told Philip, 'Go to that chariot. Stay near it.'* Philip hurried to the chariot, and when he got there, he saw the Ethiopian man reading from the book of Isaiah. Philip climbed up into the chariot and found out what the official was reading.

"The man asked questions, and Philip was able to help him understand what he was reading and the good news about Jesus. Right away, the man wanted to be baptized because he believed in and wanted to follow Jesus! The Ethiopian official then continued his trip home, filled with joy.

Preteen Discussion Questions

What You Need

No supplies needed

God had sent someone right to his chariot to answer his questions! This is a great reminder to **[Bottom Line] keep following God, even when you have questions.**"

What You Do:

Ask these questions and discuss:

- When you have questions about God, who can you ask?
- What if you don't get answers to the questions you have—what can you do?
- What truths do you know about God? How can knowing these truths help you while you wait to find answers to questions you may have?
- What do you do when you have questions about God that don't really have answers?

Verses to Take with You

What You Need

 Bibles	1
 "Emoji Verse" Activity Page	1

What You Do:

During the Activity:

- Give every kid a Bible.
- Invite them to look up Galatians 6:9 using the Bible Navigation Tips below.

Finding verses with 4th-5th graders: Ask kids to tell you if the book of the Bible they're looking for is in the Old Testament or New Testament. If it's in the Old, instruct kids to flip slowly, starting at the front of the Bible and heading toward the back, until they find the book they're looking for. If it's in the New, instruct kids to start flipping from the back, going forward to find the book they're looking for. Once they find the book, explain that the big numbers on the page are the chapter numbers. First, have them find the chapter they're looking for. Then explain that the small numbers are verse numbers. Tell kids to find the verse within the chapter they've already found.

- Read the Memory Verse out loud together several times.
- Review any words that might be unfamiliar to the kids.
- Invite the kids to set their Bibles aside.
- Give each kid a set of the five emoji cards.
- Explain that they are going to "translate" the Memory Verse into emojis.
- Read the verse phrase by phrase and have the kids hold up the emoji that best fits each phrase.
 - "Let us not become tired" (↳q)
 - "of doing good." (≠M)
 - "At the right time" (⌘)
 - "we will gather a crop" (✎>)
 - "if we don't give up." (≠L)
- Once complete, challenge the kids to lay the emojis in the correct order and say the Memory Verse together.

What You Say:

"That was a fun way to think about our Memory Verse! This verse is the ultimate message of perseverance. It's a promise from God that our efforts in 'doing good' are never wasted. So even when you have questions or when things are hard, don't give up. **[Bottom Line] Keep following God, even when you have questions.**"

Make It Personal with Prayer

What You Need

 Sandwich Art- Activity Pages

1

What You Do:

During the Activity:

- Explain that you're going to build a prayer sandwich together with the "ingredients."
- Hold up the first piece of bread that says, "Dear God."
- Hold up the lettuce. Say, "The lettuce reminds us to say, 'Thank You' to God. What are you thankful for?" *(Let kids share.)*
- Hold up the cheese. Say, "The cheese reminds us to say, 'I'm sorry.' Let's pause and tell God sorry for any wrong choices we've made. You can pray silently in your head." *(Pause for a minute or two while kids pray silently.)*
- Hold up the piece of meat. Say, "This piece of meat reminds us to ask God to 'Please help me ... ' What do you need God's help with?" *(Let kids share.)*
- Hold up the tomato. Say, "The tomato reminds us to ask God to 'Please heal ... ' Do you or someone in your life need God's healing?" *(Let kids share.)*
- Hold up the cucumber. Say, "The cucumber reminds us to ask God to 'Please bless ... ' Who or what do you want to ask God to bless?" *(Let kids share.)*
- Hold up the slices of bacon. Say, "This bacon reminds us to ask God to 'Help me remember ... ' What do you want God to help you remember?" *(Let kids share.)*
- Hold up the other piece of bread that says, "Amen."
- Stack all the ingredients together as you pray.

What You Say:

"We made a delicious prayer sandwich! It's another reminder that we can talk to God about anything and everything. We can ask God questions—even the really big questions! Nothing is too hard or too big for God! When we ask questions, we'll understand more and grow in our faith. Let's pray together."




Prayer:

"Dear God, thank You for being a God who listens to our questions. Please help us to be brave and keep asking when we want to know more about You. Help us to keep going as we follow You and never give up. We love You, and we pray these things in Jesus' name. Amen."

[As adults arrive to pick up, encourage kids with: "Have a great week and don't be afraid to ask questions about God—it will help you grow in your faith!"]

Application Activity

What You Need

 Paper	Several
 Stapler	1
 Coloring supplies	Several



EveryChild tips

- For kids who struggle with writing, allow them to draw their questions instead. A picture of a storm could represent a question about why bad things happen.
- Offer to be a "scribe" for any student who would rather dictate their question to you privately.

What You Do:

During the Activity:

- Give each kid a few sheets of paper. Show them how to fold them in half and staple them together to create a small journal.
- Have kids decorate the front cover with the title "My Big Questions About God."
- Explain that this journal is a safe place for them to write down any questions they have about God, faith, the Bible, or anything else.
- Give them a few minutes of quiet time to write down their first question. Assure them that no question is silly or off-limits.
- If they're comfortable, invite one or two kids to share a question they wrote down.

What You Say:

"It's so important to have a place to ask your questions. Don't ever stop being curious about God! The man in our Bible Story had questions about God, and his perseverance in seeking answers led him to the best news in the world. God isn't afraid of your questions. In fact, He welcomes them!

"The Ethiopian man had some huge questions. Somehow, he had come to trust in the One True God. But he hadn't heard about Jesus, so the words of the prophet Isaiah were confusing to him. The official traveled all the way to Jerusalem to worship God and probably hoped to get his questions answered there! But even though he still didn't understand, he continued to study and ask. God was pleased with the Ethiopian man for asking questions and sent Philip right to where the man was to answer those questions.

"Like that man, you can keep following God, even when you have questions! And while you follow, you can keep asking those questions too. See, God doesn't get irritated or angry when we ask questions. In fact, God LOVES when we ask questions. God wants to be your close, close friend, and when you ask questions about Him, it shows you want to know Him more! And He loves that! So if you have hard questions about God, trust that God hears you and keep asking! There are so many important questions to ask. And remember, **[Bottom Line] keep following God, even when you have questions.**"

[Make It Personal] (Share about some of the questions you personally have about God. For example, you could say: "I have a journal like this too. One question I wrote down a while ago was, 'God, why do You let bad things happen to good people?' I don't have a perfect answer, but writing it down helped me talk to God about it honestly.")

Supplies

Bible Story Extension		Quantity
1.	Bibles	1
2.	"Bible Story Clues" Activity Page	1
3.	Painter's tape	1

Verses to Take with You		Quantity
1.	Bibles	1
2.	"Emoji Verse" Activity Page	1

Make It Personal with Prayer		Quantity
1.	Sandwich Art- Activity Pages	1

Application Activity		Quantity
1.	Paper	Several
2.	Stapler	1
3.	Coloring supplies	Several