

2026-5-rCity K/1 SG-Week 1

Today's Suggested Schedule—May 2026, Week 1

Bible Story: Peter and John Are Taken to the Sanhedrin • Acts 3–4:22

Bottom Line: Keep going because of what God has done.

Monthly Memory Verse: *Let us not become tired of doing good. At the right time we will gather a crop if we don't give up.* • Galatians 6:9 NIRV

Supplies Not Included in the Activity Bags:

Bible Story Review: Leap and Run

- Bibles

Application Activity: Leap for Joy

- glue sticks
- coloring supplies

Memory Verse Activity: Memory Verse Motions

Prayer Activity: Pray and Dismiss

- coloring supplies



Bible Story

Peter and John Are Taken to the Sanhedrin • Acts 3–4:22

Conversation Starter

What have you seen God do?

Bottom Line

Keep going because of what God has done.

Monthly Memory Verse

Let us not become tired of doing good. At the right time we will gather a crop if we don't give up. • Galatians 6:9 NIRV

Small Group Activities

Bible Story Review-Leap and Run

What You Need

 Bible

1



EveryChild tips

- If kids are unable to jump, have them celebrate any way they wish when they're tagged.

What You Do:

During the Activity:

- Instruct the kids to sit with you in a circle.
- Open the Bible to Acts 3. Show the kids where to find today's Bible Story. (It's Acts 3-4:22.)
- Say: "I'm going to share some of the main things that happened in our Bible Story today! I'll tell you what to do after each point." Share these key points:
 - Through the power of the Holy Spirit, Peter and John healed a man who couldn't walk. (*Lead the kids to cheer: "Yaaay!"*)
 - When Peter began preaching about Jesus, the religious leaders got angry and arrested Peter and John. (*Lead the kids to boo: "Booo!"*)
 - The Holy Spirit moved 5,000 people to believe in Jesus! (*Lead the kids to cheer: "Yaaay!"*)
 - The next day, Peter and John were brought out of prison to a gathering of religious leaders. The religious leaders questioned Peter and John, but the Holy Spirit helped them answer boldly. (*Lead the kids to cheer: "Yaaay!"*)
 - When the religious leaders commanded Peter and John never to speak in Jesus' name again, Peter and John said they couldn't stop because they had seen the good things God had done! (*Lead the kids to cheer: "Yaaay!"*)
- Say: "Awesome job commenting on our story. Now, let's do some acting! You'll be reenacting the part from the Bible Story where the man who was healed got up, walked, and jumped for joy."
- Tell the kids that you will be the first "healed man," and you are going to stand up, jump for joy, and celebrate! Then, when you tag someone else, they get to be the "healed man."
- Stand up, jump up and down, run around the circle celebrating, and then gently tag one of the sitting kids.
- When you tag them, they get to be the "healed man" while you sit in their spot.
- The new "healed man" stands up, jumps for joy, runs around the group, and celebrates! Then they tag the next kid and sit down.
- Continue the game until each kid has been tagged and had a chance to be the "healed man."
- At the end, encourage everyone to stand up, jump up and down, and celebrate what God did for the man in the Bible Story. Then, say the Bottom Line together: **[Bottom Line] "Keep going because of what God has done."**

What You Say:





"That was so fun! You were all so full of joy, just like the man in our story. He couldn't help but celebrate what God had done for him. This man, who was more than 40 years old, had never been able to walk, and at that time, there were no jobs he could do. For most of his life, he had been brought daily to the temple gate to beg for money. When Peter and John saw the man, Peter said, "I don't have any silver or gold. But I'll give you what I do have. In the name of Jesus Christ of Nazareth, get up and walk" (Acts 3:6 NIV). Just like that, the man's feet and ankles became strong. For the first time in his life, he took a step. And then another. The

man went right into the temple courtyard with Peter and John, jumping and praising God.

"Peter and John saw what God had done, so they started talking about Jesus. They got in trouble with the religious leaders, who put them in jail. The next day, the religious leaders called Peter and John before them and told them never to speak about Jesus. But Peter and John couldn't! God had done such great things! They had seen them! They told the religious leaders: *"We have to speak about the things we've seen and heard"* (Acts 4:20b NIV). They knew they had to be brave to share the good news about Jesus and **[Bottom Line] keep going because of what God has done!"**

Application Activity- Leap for Joy

What You Need

	"Leap for Joy"	1
	"Healed Man" Activity Page	1
	Glue sticks	Several
	Coloring supplies	Several

Link to Picture of Activity: <https://pin.it/2wfSkGJd8>

What You Do:

During the Activity:

- Give each kid a "Leap for Joy" Activity Page and a cutout from the "Healed Man" Activity Page.
- Instruct kids to color their "Leap for Joy" Activity Page and their cutout from the "Healed Man" Activity Page.
- Show kids where to glue the cutout on the tab.
- Demonstrate how to bend the top of the paper so the man leaps for joy.

What You Say:

"Flatten your paper and then fold the top up—see the man leap for joy? Now do it faster and watch him jump up and down! The man from our Bible Story is jumping for joy!

"You can take this home to help you retell the story of what God did for this man. It's a great reminder that when we see the amazing things God does, it gives us courage to tell others about the good news of Jesus and excitement to keep going, just like Peter and John.

"God has done great things for you too! He has made a way for you to be His friend forever by sending Jesus to pay for sins! Then, once Jesus went back to heaven, God moved in so close through the Holy Spirit! God wants you to be His close friend, and He has done so much to make that happen!



"Knowing that God has made a way for us to be friends with Him forever can make us bold and courageous too. It can help us keep going when things get tough.

"There are a lot of ways that things can get tough. Maybe you feel like a coach is being totally unfair, and you want to quit the team. Maybe you find out your family is moving, and you have to leave all your friends. Or maybe the doctor says you have to take a really yucky medicine every single day. That is so hard! But God loves you, and He is with you, so you can keep going!

"You'll face many things that make you want to give up. But when that happens, remember how much God loves you and all that God has done for you. Ask the Holy Spirit inside you for help. Then you can keep going, no matter what. Remember, we can **[Bottom Line] keep going because of what God has done!**"

Memory Verse Motions

What You Need

-  Bibles marked at Galatians 6:9 0
-  "Verse Motions" Activity Page 1

What You Do:

During the Activity:

- Give each kid a Bible marked at Galatians 6:9.
- Demonstrate how to look up the verse using the Bible Navigation Tips below:

Finding verses with kindergartners: Guide children to open their Bibles to the marked page. Point to the book name at the top of the page as you say it aloud. Then, guide children to find the big number on the page—this is the chapter number. Finally, guide them to look under the big number for the little number; this is the verse number. Tell them to leave their finger on the verse as you read it aloud. Then, lead everyone to say the verse together.

Finding verses with 1st graders: Guide them to open their Bibles to the front and find the table of contents. (Hold up a Bible opened to the table of contents to show the kids what the page looks like.) When the kids find the table of contents, lead them to find the name of the book in the list. You can help by pointing out the first few letters of the book's name. When the kids find the book, lead them to look at the page number beside it. Explain that the number tells them on what page they can find that book. Help the kids find the page. When they find the book, explain that the big numbers on the page are the chapter numbers. Help them find the right chapter. Then explain that the small numbers are verse numbers. Help them find the correct verse in that chapter.




- Repeat the Memory Verse aloud together several times.
- Review any words that might be unfamiliar to the kids.
- Invite the kids to set their Bibles aside.
- Open your Bible and read Galatians 6:9 to the group.
- Teach the kids simple motions for the verse:
 - "Let us not become tired" (*pretend to be tired and yawn*)
 - "of doing good." (*give a big thumbs-up*)
 - "At the right time" (*point to your pretend watch*)
 - "we will gather a crop" (*pretend to pick fruit from a tree*)
 - "if we don't give up." (*shake your head "no" and cross arms*)
 - "Galatians 6:9!" (*open hands like a book*)
- Practice the verse with the motions together several times.

What You Say:

"Great job with those motions! This verse is all about perseverance—refusing to give up when life gets hard because God is always with you. This verse tells us to keep doing good things, just like Peter and John did. Peter and John kept sharing the good news about Jesus. Even when things got tough, they were bold and kept going! And when we remember what God has done, it will help us keep going too. We can keep loving like Jesus, and we can keep telling others about Jesus! When we memorize this verse, we can always remember to **[Bottom Line] keep going because of what God has done.** Let's say our verse with the motions together one more time. "Let us not become tired" (*pretend to be tired and yawn*) "of doing good" (*give a big thumbs-up*). "At the right time" (*point to your pretend watch*) "we will gather a crop"

Pray and Dismiss

What You Need

	"Prayer Wheel" Activity Page	1
	Coloring supplies	Several
	Metal brad fastener	1

(pretend to pick fruit from a tree) "if we don't give up" (shake your head "no" and cross arms). "Galatians 6:9!" (Open hands like a book.)

[As adults arrive to pick up, encourage kids to keep going and don't give up because God is always with you!]

Link to a Picture of the Activity: <https://pin.it/2lg3JlphZ>

What You Do:

During the Activity:

- Give each kid a prayer wheel base (the full circle) and a cover (the "Pac-Man" shape).
- Instruct the kids on what each of the parts means: a smiley face (something you're thankful for), a house (your family), a picture of friends (your friends).
- Encourage the kids to color each section, and to draw whatever they'd like that they're thankful for in the blank space.
- Help them attach the cover to the base using a metal brad fastener in the center.
- Show them how they can turn the wheel to show one prayer topic at a time.
- Ask everyone to turn their wheel to the smiley face.

What You Say:

"These prayer wheels will help us remember that we can talk to God about anything, and we can thank God for everything. When the man in our Bible Story was healed, he jumped for joy and praised God for what God had done! Turn your prayer wheel to the section that shows what you're thankful for. Now let's pray and praise God and tell Him what we're thankful for. Let's pray, friends."

Prayer:

"Dear God, thank You so much for all the good things You've done. We're thankful for [mention a few things kids might be thankful for, like family, friends, church, sunny days, etc.]. Help us to remember these good things, especially when life gets hard. Give us the courage to **[Bottom Line] keep going because of what God has done.** We love You, and we pray these things in Jesus' name. Amen."

Supplies

Bible Story Review-Leap and Run

	Quantity
1. Bible	1

Application Activity- Leap for Joy

	Quantity
1. "Leap for Joy"	1

2. "Healed Man" Activity Page	1
-------------------------------	---

3. Glue sticks	Several
----------------	---------

4. Coloring supplies	Several
----------------------	---------

Memory Verse Motions

	Quantity
1. Bibles marked at Galatians 6:9	0

2. "Verse Motions" Activity Page	1
----------------------------------	---

Pray and Dismiss

	Quantity
1. "Prayer Wheel" Activity Page	1

2. Coloring supplies	Several
----------------------	---------

3. Metal brad fastener	1
------------------------	---