

Cross Timbers Camp Parent-Camper Packet



For 3rd-5th Graders

Dates: July 6-9

Cost: \$120

**More Info & Sign-Up:
graceplacechurch.org/kids**

Cross Timbers Camp Parent Information

Below you will find some information pertinent to Cross Timbers. If you have any questions, don't hesitate to call me (405.973.6982) or email me (jacob@graceplacechurch.org). The sponsors and I are looking forward to camp! Please read the following carefully.

3 Steps To Prepare For Camp:

1. Read "**Cross Timbers Camp Parent Information**" at graceplacechurch.org/kids (i.e., this document you are currently reading ☺).
2. **Sign Up Your Child:** Sign up at graceplacechurch.org/kids.
3. **Pay Deposit Or Pay In Full:** Pay via cash or check (made out to Grace Place with child's name in memo) OR pay online when you sign up your child at graceplacechurch.org/kids. A deposit is required to hold a camp spot. See below for more information.

Camp, Camp Meetings, & Travel Basics:

- Adults interested in being sponsors must fill out an application entitled "Cross Timbers Sponsor Application" available at graceplacechurch.org/servekids. Applications must be submitted by March 8.
- Camp: July 6-9 (Monday through Thursday)
 - Cost (\$120) includes housing & food, \$10 for concession stand, t-shirt, chapel, worship, missions stops, and all activities (swimming, ropes course, water games, target sports, GaGa ball, games, and more)
 - Deposit (\$60) is required to hold a camp spot. Please turn in deposit by April 6. The remainder \$60 is due by the mandatory camp meeting on June 29.
 - If you would like your child to have additional money for the concession stand, please turn that money in to me at the mandatory camp meeting on June 29. Since the concession wristbands that the children will be receiving to pay for their concession items have \$10-worth of money on them, concession stand money should be given in \$10 increments.
- Camp Location & Lodging:
 - Cross Timbers is located at 4039 US-77, Davis, OK 73030.
 - Our church will be lodging in large dorm-like rooms. Each room is designed for 12 people—2 sponsors (minimum) and 10 children (maximum). Girls and Grace Place female sponsors will likely divide up into 2 rooms. A bathroom with showers is shared by 4 girl rooms. Boys and Grace Place male sponsors will be in one or two other rooms. A bathroom with showers is shared by 4 boy rooms.
- Camp Meetings:
 - March 1 (12-12:30pm): An optional meeting for first-time campers will be held in the 3rd-5th grade boys Grace Group room in the children's building following 2nd service.
 - June 28 (12-12:30): A mandatory camp meeting will be held in the worship center following 2nd service.
 - July 5: Mandatory lice check in children's building during Grace Groups & immediately following 2nd service. If your child is unable to make it, please make other arrangements with Jacob in advance.
- Travel:
 - July 6: We will meet at church in the morning. (Time TBD based upon our arrival time that the camp assigns us.) We will then travel to camp in the church vans.
 - July 9: We will return to church in the afternoon. A return time is dependent upon our departure time from camp, which is yet to be determined by the camp. Jacob will provide this info on Monday, July 6.

Contact with your Child while at Camp:

- Campers are not permitted to have cell phones while at camp. In the event that you need to contact your child, you may ***call me or call another sponsor***. (Phone numbers will be provided closer to camp.) In the event that your child would like to contact you, he/she will be able to use a sponsor's phone at an appropriate time.
- Kids love getting notes/letters from their parents and relatives while at camp! I would encourage you to write your son/daughter while they are at camp. Consider having other family members do so as well. There are 2 ways you can write them: (1) email gpkids@graceplacechurch.org prior to Sunday, July 5. Please include your child's name and the date you want your child to receive the note in the subject line. We will print off these notes on Sunday, July 5, and take them with us to give to your child at camp. Another option is to write notes ahead of time. You can drop them off with a sponsor when you check-in your child on Monday, July 6 or you can leave them with your child & instruct your child to open them throughout the week (e.g., one a day).

Lice Check:

Please have your child's head checked for lice at least 3 days before camp so that you can begin any treatment if necessary before he/she comes to camp. We would hate to discover lice on Sunday, July 5, and then need to turn a child away. A check for lice will also be performed on July 5 per camp requirements and as mentioned above.

Modesty (see attached Dress Code):

- Swimsuits: 1-piece swimsuits; please no 2-piece swimsuits
- Shorts must be at least finger-tip length; no writing on back of pants/shorts
- No tank tops. Sleeveless shirts are acceptable, but must go from the neck to the shoulder seam and not be split down the side
- Shirts and shoes must be worn while outside. Closed toe shoes must be worn outside (no sandals or flip flops). Sandals and flip flops are permitted at the pool and in the cabin.
- No writing on the back side of shorts or pants. No inappropriate writing on clothing.
- Language: Inappropriate language, filthy speech, or talk that degrades others is not allowed
- Interaction: No PDA

Expectations/Rules:

- Love God
- Respect Each Other, Respect Each Other's Stuff, Respect the Person Who's Talking
- Obey Camp Rules
 - Respect God
 - Respect God's Campground
 - Respect and Encourage Each Other
- Obey Sponsors & Camp Staff Members

Discipline:

- Step 1: Personal Conversation with Sponsor
- Step 2 (if misbehavior continues): Conversation with Jacob & Sponsor. Consequence (e.g., late start to swim time, etc...)
- Step 3 (if misbehavior still continues): Issue taken to Camp Director & phone call will be made to parent(s)
- Step 4 (if misbehavior persists): Camp Director will call parent again & parent will need to come to camp to take child home.

Concession Wristbands:

- Each child will receive one \$10 concession wristband that can be used to purchase items at the Canteen (concession stand) or Camp Store. No cash will be taken at the Canteen or Camp Store. If you would like your child to have more than \$10 to spend at the Canteen/Store, you may purchase additional wristbands in \$10 increments. Prices at Canteen have gone up, so purchasing another wristband is recommended so he/she can get one or two items every time they go to the Canteen. Additional wristbands will be given to

your child by a sponsor once she/he has used her/his previous wristband. Please pay for extra concession wristbands via cash at the June 29th parent meeting.

- There will be a mission offering while at camp. Kids may give toward it by donating some of their wristband money toward missions.

Packing List:

Please do not pack anything that is valuable. Please do not pack nice/expensive clothing. Clothing will likely become dirty. Stains are possible.

- **Necessary:**

- | | |
|---|---|
| <input type="checkbox"/> 1 pair of pants | <input type="checkbox"/> 5-6 T-shirts (no tank tops—see <i>Modesty</i> above) |
| <input type="checkbox"/> swimsuit (one piece) | <input type="checkbox"/> 5-6 pair of shorts (no writing on back—cf. above) |
| <input type="checkbox"/> 8 pair underwear & socks | <input type="checkbox"/> pajamas |
| <input type="checkbox"/> tennis shoes | <input type="checkbox"/> water bottle |
| <input type="checkbox"/> rain gear | <input type="checkbox"/> baseball hat |
| <input type="checkbox"/> soap | <input type="checkbox"/> toothbrush & toothpaste |
| <input type="checkbox"/> brush or comb (well, not required :) | <input type="checkbox"/> sunscreen |
| <input type="checkbox"/> insect repellent | <input type="checkbox"/> bag for dirty clothes |
| <input type="checkbox"/> Bible! | <input type="checkbox"/> sleeping bag and/or sheets & blanket |
| <input type="checkbox"/> pillow | <input type="checkbox"/> 2 bath towels |
| <input type="checkbox"/> swimming towel | <input type="checkbox"/> soap & shampoo & wash cloths |
| <input type="checkbox"/> flashlight | <input type="checkbox"/> water shoes for non-pool water activities |
| <input type="checkbox"/> hat | (must have no holes & be closed heel & toe!) |
| <input type="checkbox"/> medicine* | |

*Please have all of your child's meds in a Ziploc bag with his or her name on it and detailed instructions of the time & amount to be given to your child. Please leave this with the sponsor collecting medicine when you check in your child on July 5.

- **Good to have**

- | | |
|--|-------------------------------------|
| <input type="checkbox"/> chapstick with SPF | <input type="checkbox"/> sandals |
| <input type="checkbox"/> camera | <input type="checkbox"/> sunglasses |
| <input type="checkbox"/> small bag or backpack to carry items around | |

- **Please do not bring:**

- | | |
|---|---|
| <input type="checkbox"/> dogs | <input type="checkbox"/> cell phone |
| <input type="checkbox"/> fireworks | <input type="checkbox"/> weapons |
| <input type="checkbox"/> cats | <input type="checkbox"/> valuables |
| <input type="checkbox"/> snacks for the cabin | <input type="checkbox"/> illegal substances/items |
| <input type="checkbox"/> electronic devices (game systems, MP3 players, iPad's, etc...) | |

Packing Tips:

- Do not pack any valuable or sentimental items. Don't pack any clothing that you want to see come home. Although we try to make sure no one loses anything, lost clothing is common. Clothing may also get dirty/stained.
- Write your child's name in all clothing you are hoping to come back home.

Reminders:

1. Bible

2. Shoes

- Closed toe & heel shoes without holes in them must be worn at all times unless at the pool or in the cabin.
- Water shoes (no holes in shoes; toes & heals covered!) for non-pool water activities.

3. Have lots of fun

CANTEEN MENU



PICKLE POP	\$0.50
POPSICLE	\$1.00
FOUNTAIN DRINK	\$1.00
SNOW CONE	\$1.00
CHIPS	\$1.00
COOKIES	\$1.00
BOTTLED WATER	\$1.00
CANDY	\$2.00
DILL PICKLE	\$2.00
ICE CREAM CRUNCH BAR	\$2.00
ICE CREAM STRAWBERRY BAR	\$2.00
ICE CREAM FUDGE BAR	\$2.00
POWERADE BOTTLE	\$2.00

STORE MENU

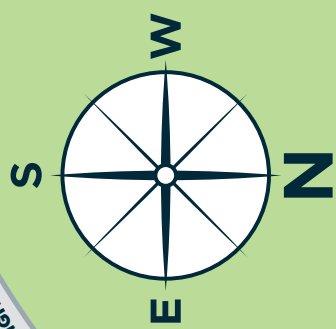


SUNGLASSES	\$1.00
HACKY SACK	\$1.00
THROWBACK SHIRTS	\$1.00
WATER BOTTLE	\$1.00
FOLDABLE FRISBEE	\$1.00
BRACELET	\$2.50
STICKER	\$3.00
VISOR	\$3.00
SLAP BRACELET	\$5.00
PACKABLE BACKPACK	\$5.00
GRAVITY DISC	\$5.00
FLASHLIGHT	\$5.00
COLLAPSABLE WATER BOTTLE	\$12.00
JUST CHILLIN SHIRT	\$20.00



CrossTimbers

CHILDREN'S MISSION ADVENTURE CAMP



Dress Code

General Guidelines

Modesty is key.

Always wear shoes.

Shoes must be worn at all times! Campers may not be barefoot on the way to and from venues.

Closed toe and closed heel shoes are required for ropes course.

Apparel may not display:

Inappropriate Language
Inappropriate Pictures
Controlled Substances
Tobacco or Alcohol

Avoid tight, revealing clothes.

Water Front Activities require water shoes, a shirt and shorts.

Undergarments must be covered.


No boxer shorts or bra straps showing.

All apparel judgements will be left to the discretion of the CrossTimbers Staff.

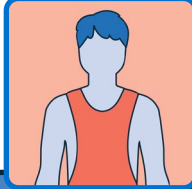
If CrossTimbers Staff determines a camper or sponsor should change their clothing to fall in line with camp requirements, then said camper or sponsor are required to do so.

Tees, Tops & Tanks

Approved



Unapproved




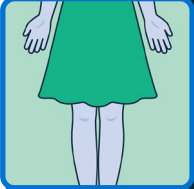
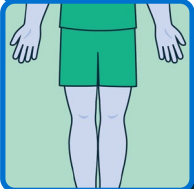
Sleeveless shirts must extend all the way to the shoulder seam. All rules apply to dress tops.

No racerbacks, sports bras as tops, spaghetti straps, or tees/tanks cut down the side.

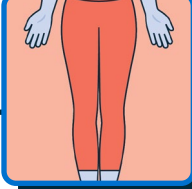
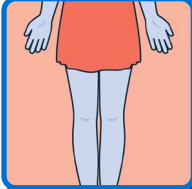
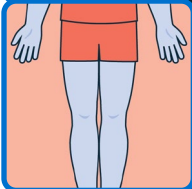
Undergarments or midriff may not show.

Bottoms

Approved



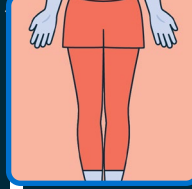
Unapproved



SHORTS: Must be modest. Either past fingertips or 5"-7" inseam.


DRESSES & SKIRTS: Must reach the top of the knee.

LEGGINGS: May be worn under a garment that meets dress code. Cannot be worn as pants.

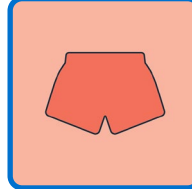



Swim

Approved



Unapproved



Females: Modest one piece. No two pieces.

Males: Same rules as shorts. No tight, short shorts.

Additional Water Front guidelines listed above.

Cross Timbers Summer Menu 2026

Day 1	Day 2	Day 3	Day 4
	Breakfast	Breakfast	Breakfast
	Pancake Sausage Sticks Scrambled Eggs Cereal, Oatmeal Packet Fruit Milk, Juice, Coffee	French Toast Sticks Scrambled Eggs Bacon Cereal, Oatmeal Packet Fruit Milk, Juice, Coffee	Ham, Egg, & Cheese Omelet Biscuits Gravy Cereal, Oatmeal Packet Fruit Milk, Juice, Coffee
Lunch	Lunch	Lunch	Lunch
Chicken Nuggets Mac & Cheese Broccoli Salad Bar Jello Cup & Drinks	Ham & Cheese Sliders Smiley Face Tater Tots Peaches Salad Bar Popsicles & Drinks	Corn Dogs Curly Fries Pasta Salad Salad Bar Ice Cream Cup & Drinks	Crispy Chicken Sandwich Chips Cookie Drinks
Dinner	Dinner	Dinner	
Hamburgers Fries Salad Bar Pudding Parfait & Drinks	Dorito Walking Taco or Salsa Verde Tostito WT Spanish Rice Refried Beans Taco Toppings Salad Bar Churro & Drinks	Chicken Alfredo Green Beans Garlic Bread Salad Bar Oreo Mud Pie & Drinks	

CrossTimbers Daily Schedule for 2026

Red

Yellow

Green

Day 1

- 10:00 Gates Open/Check-in
Move into Cabins/Arrival Devo
- 12:15 Lunch
- 1:00 Camp Kick Off! (Chapel)
Meet Tribes/Sponsor Mtg
- 2:30 Activities
- 5:00 Canteen/Store
- 5:45 Evening Devotion
(by dorm or church, from camper handbook)
- 6:30 Dinner
- 7:15 Color Chaos
- 8:30 Chapel
- 9:15 Tribes
- 9:45 In-Cabins

Days 2-3

- 7:30 Breakfast
- 8:15 Morning Devotion
(by dorm or church, from camper handbook)
- 9:00 Morning Chapel
- 9:30 Boys-Swim/Girls-Missions
- 10:45 Canteen/Store
- 11:15 Girls-Swim/Boys-Missions
- 12:30 Lunch
- 1:15 Rest Time
- 2:30 Activities
- 5:00 Canteen/Store
- 5:45 Evening Devotion
(by dorm or church, from camper handbook)
- 6:30 Dinner
- 7:15 Color Chaos
- 8:30 Chapel
- 9:15 Tribes
- 9:45 In-Cabins

Day 4

- 7:30 Breakfast
- 8:15 Morning Devotion
(by dorm or church, from camper handbook)
- 9:00 Boys-Swim/Girls-Missions
- 10:15 Canteen/Store
- 10:45 Girls-Swim/Boys-Missions
- 12:00 Lunch
- 12:30 Cabin Clean-up/Check Out
- 1:00 Closing Chapel
- 1:30 Camp Dismissed

CrossTimbers Daily Schedule for 2026

Blue

Orange

Purple

Day 1

- 10:00 Gates Open/Check-in
- 11:30 Lunch
Move into Cabins/Arrival Devo
- 1:00 Camp Kick Off! (Chapel)
Meet Tribes/Sponsor Mtg
- 2:30 Boys-Swim/Girls-Missions
- 3:45 Canteen/Store
- 4:15 Girls-Swim/Boys-Missions
- 5:45 Dinner
- 6:30 Evening Devotion
(by dorm or church, from camper handbook)
- 7:15 Color Chaos
- 8:30 Chapel
- 9:15 Tribes
- 9:45 In-Cabins

Days 2-3

- 7:30 Morning Devotion
(by dorm or church, from camper handbook)
- 8:15 Breakfast
- 9:00 Morning Chapel
- 9:30 Activities
- 12:00 Canteen/Store
- 1:00 Lunch
- 1:30 Rest Time
- 2:30 Boys-Swim/Girls-Missions
- 3:45 Canteen/Store
- 4:15 Girls-Swim/Boys-Missions
- 5:45 Dinner
- 6:30 Evening Devotion
(by dorm or church, from camper handbook)
- 7:15 Color Chaos
- 8:30 Chapel
- 9:15 Tribes
- 9:45 In-Cabins

Day 4

- 7:30 Morning Devotion
(by dorm or church, from camper handbook)
- 8:15 Breakfast
- 9:00 Activities
- 11:30 Canteen/Store
- 12:00 Cabin Clean-up/Check Out
- 12:30 Lunch
- 1:00 Closing Chapel
- 1:30 Camp Dismissed