Jul 26, 2026
The Tower of Babel
Genesis 11:1-9

Notes: If it's in a box - it's more of an explanation / routine. If it's next to a star ★ - this is something that will probably change between lessons and/or is something you should say to the kids. I just wanted to make sure we had a way to give tips and the lesson in one doc, but also make it a bit more reader friendly and not just repeating huge chunks of text in each lesson.

Story: Read the story ahead of time. Practice it. For the younger grades, feel free to summarize, if needed. It's okay to reference the story as you are telling it, but the goal is to know the story well enough that you don't have to read it word for word. :) And, we encourage you to have your Bible open during the telling of the story, so the kids know where this story came from.

★ **Introduction & Story**:

Many years after Adam and Eve caused sin to come into the world, people became very sinful. God sent a great flood to wipe out all the sinful people. Remember the story of Noah's ark? God chose Noah, who was a righteous man, and his family to build an ark, take two of every animal onto the ark and survive the flood.

God told Noah and his sons after the flood to be fruitful and multiply and fill the whole earth. (Genesis 9:1 and 7)

Years after the flood, the world became very populated again. That means there were a lot of people in the world. The people again became very sinful. God had told them to fill the whole earth, but the people decided to stick together. Everyone on earth lived in one big group. Everyone spoke the same language. They decided to build a beautiful new city in a flat land called Shinar. They came up with a massive project: to build a city with a giant tower that reached all the way to the sky. They didn't build it to honor God; they built it to show how great and powerful they were.

God saw what the people were doing. He knew that their pride was making them forget that He was in charge. To stop them and get them to spread out and explore the world, God did something amazing. He made everyone suddenly start speaking different languages.

Because the people could no longer understand each other, construction on the big

tower came to a stop. The people who spoke the same language packed up their things and moved to different parts of the world. The city they left behind was called **Babel**, which means "confusion".

- ★ **Connection to God's Overall Story/Plan**: God had a plan for the world that included people multiplying and filling the whole earth. He sent His son, Jesus, to save all the people of the earth.
- ★ **Jesus and Babel:** Jesus shows us how different God is from humankind.

At Babel	In Jesus
People tried to climb to heaven on their own.	Heaven comes down to Earth.
People seek glory.	Jesus humbles Himself.
Human effort wasn't enough to connect us to God.	Jesus provides grace and connects us to God.
Mankind brings confusion.	Jesus reveals truth.

- ★ **Pentecost (Acts 2):** This is one of the strongest biblical connections.

Babel	Pentacost
Languages divided	Many languages heard
People scattered	Gospel understood
Nations separated	Nations united in Christ

- ★ **Notice:** Babel wasn't completely undone. Languages remain.

  Instead, God shows that people from every language can now become one family through Christ.

While we can't find the Tower of Babel, we do know the details in the Bible line up with historical facts.

✔ Brick construction (where the Tower was built didn't have stone, they made bricks)

✔ Mesopotamian plain (that area is flat)

✔ Ziggurat architecture (it wasn't a skyscraper like in ANC, but rather a stepped pyramid)

✔ Babylon's obsession with monumental building

✔ Ancient imperial cities gathering populations

Follow Up: As a church, we are encouraging disciple makers to practice the REAP method as it is one useful tool in learning to read the Bible on your own. Retell, Examine, Application, Prayer. Now this may not be everyone's preference, but it is an easy and consistent way to teach children to pull the meaning out of a passage and not just read it or rely on others to teach them what it means. Trees & Mountains - this is a station.

- ★ **Retell**: Have kids share what they recall from the story. Fill in any major holes they missed.
- ★ **Examine**:
  - Comprehension Questions:
    - Imagine if you woke up tomorrow and everyone around you was speaking a language you've never heard before! What would that be like?
    - Why did the people want to build the tower?
    - How did confusing their language change their plan?
  - Ask, "What do we learn about God from this story? What does He do?"
    - God is the King and He rules and makes decisions so that we see Him, not ourselves as the Savior. He is in control, even if we don't honor Him that way.
  - Ask, "What do we learn about humans from this story? What are humans doing?"
    - We want to be powerful and the best. We are not in control.
- ★ **Application**: Ask, "What is Jesus asking us to do through this story? Why did God include this in the Bible?"
  - Jesus is the way to God – not a big tower. He wants us to see Him as the one who can save us.
- ★ **Prayer**

Memory Verse: Have the kids use the Bible. They should either share or each have one. If kids have their own Bibles, we can encourage them to use it, but sometimes you may just need to use the class set. Trees & Mountains - this is one station.

- ★ **Verse**: "Many plans are in a person's heart, but the Lord's decree will prevail." -- Proverbs 19:21

Memory Verse Practice:

Verse Look Up: Explain the address of the verse (Book Chapter:Verse). Explain whether it's in the Old Testament or the New Testament. Read and explain the verse.

- Rainbow Tip: Not necessary until we split classrooms.
- Fireweed Tip: Put Post-It notes on the book of the Bible for the memory verse. Then have them find the chapter and verse.

Practice the Verse:

- Rainbow: Not necessary :)
- Fireweed: Have the kids read it with you several times. Since they are learning to read, group practice is the focus.
- Trees & Mountains: Kids should be learning the verse and saying it on their own. We will provide activities - pick one to have the kids practice. We will PM provide: fill-in-the-blank verses, phrases for the kids to put in order, lines for the kids to write the verse out, and a worksheet for the kids to say the verse based on just the first letter of each word in the verse.

Books of the Bible:

If there is time or if kids have mastered the verse, have the kids practice the Books of the Bible. When we are doing Old Testament stories, have them practice the Old Testament; when in the New, practice the New Testament. We will have some activities for them to practice with.

Trees/Mountains currently have pencil cases with sets of cards/bookmarks in them.

Sticky Activities: No need to do all of these! Pick which ones work best for your teaching style and time frame! For the Trees and Mountains - there is enough time for two of the stations to do activities. Activity and Coloring pages can be found here: 07.26.26 Tower of Babel Activities.pdf

★ **Sensory:**

Category	Activity 1	Activity 2
Experiential	**Communication Challenge:** Pair children up. One child gives directions to build a simple block tower but must speak in made-up words. Discuss how difficult it was to understand each other.	**Teamwork vs. Confusion:** Divide the class into small groups to complete a simple puzzle. Halfway through, secretly assign each group a different made-up language for communicating. Reflect on how confusion affected teamwork.
Visual	**Tower Building:** Color and cut Tower of Babel activity page. Talk about the language confusion of the two builders.	**Language World Map:** Display a world map and discuss different languages (hello, hola, bonjour, etc.). Talk about how God scattered people and how many languages exist today (Over 7,000 spoken globally).
Touch	**Build with Bricks:** Let children handle building blocks, LEGO bricks, foam bricks, or cardboard blocks while discussing the tower.	**Brick Making:** Give each child playdough to press in to small “bricks.”
Movement	**Human Towers:** Have children carefully stand in rows and stretch upward with their hands as if they are becoming a tall tower. Then call out "Different languages!" and have everyone walk to different parts of the room.	**Scatter Game:** Children begin together in the center. When you say "God confused their language," everyone walks or skips to different corners of the room to represent people spreading across the earth.
Sound	**Many Languages:** Play recordings of greetings in different languages. Discuss how each language sounds different.	**Babel Babble:** Have half the class repeat a simple phrase while the other half says different nonsense words. Talk about how hard it is to understand when everyone

		is speaking differently.
Crafts	**Tower of Building Blocks Page:** Color and fold activity page to show working together to build a tower.	**Paper Brick Tower:** Children glue paper "bricks" onto construction paper to build a tower. Write the Bible verse or lesson on the bricks.

Send Home Page: Please send home with parents. They are sized 4 to a page.

July 26, 2026 Activities & Coloring Pages
Tower of Babel



Tower Building: Color and cut Tower of Babel activity page. Talk about the language confusion of the two builders.

Tower of Building Blocks

Folding Paper Craft! (B&W+Color)



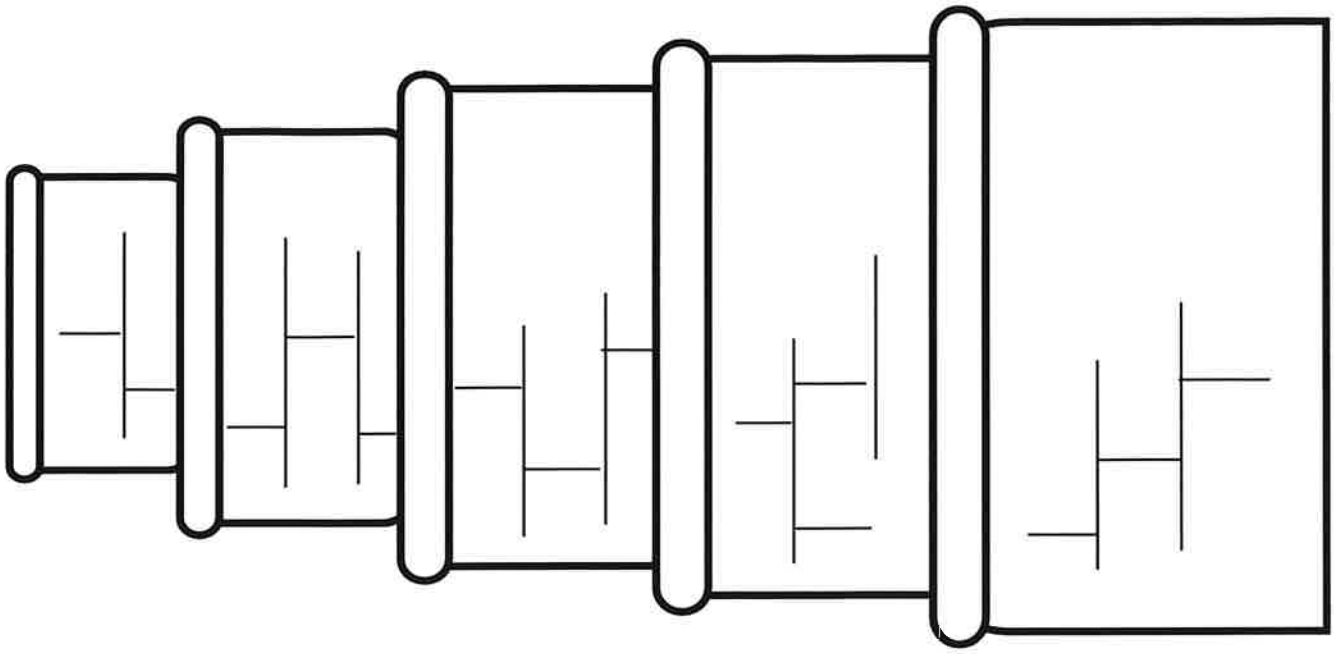

#6$
??

Playing Together!



Language World Map Activity:
Display a world map and discuss different languages (hello, hola, bonjour, etc.). Talk about how God scattered people and how many languages exist today (Over 7,000 spoken globally).

How to Say Hello	Language	Location
Hello	English	United States, United Kingdom, Canada, Australia, and many other countries
Aloha	Hawaiian	United States - Hawaii
G'Day	English	Australia
Hola	Spanish	Spain, Mexico, most of Central and South America
Bonjour	French	France, Belgium, Switzerland, Canada (Quebec), and parts of Africa
Ciao	Italian	Italy, San Marino, and parts of Switzerland
Hallo	German	Germany, Austria, Switzerland, Liechtenstein, and Luxembourg
Olá	Portugese	Portugal, Brazil, Angola, Mozambique, and other Lusophone countries
こんにちは (Konnichiwa)	Japanese	Japan
你好 (Nǐ hǎo) [Knee how]	Mandarin Chinese	China, Taiwan, Singapore, and Chinese-speaking communities worldwide
안녕하세요 [Ah-nay-ha-say-oh]	Korean	North and South Korea
Jambo	Swahili	Kenya, Tanzania, Uganda, and other parts of East Africa
Sawubona	Zulu	South Africa
नमस्ते (Namaste)	Hindi	India and Nepal
Привет (Privet)	Russian	Russia, Belarus, Kazakhstan, and other parts of Eastern Europe and Central Asia
Salvē	Latin	Ancient Rome; today studied and used in schools, universities, the Vatican, and by scholars worldwide

www.PrintableWorldMap.net


#6$
??

Tower of Babel



Fill in the Blanks

Many _____ are in a person's _____, but the Lord's _____ will _____."

-- Proverbs 19:21

Draw or write how God can take our plans and use them to glorify Him.

Fill in the Blanks

Many _____ are in a person's _____, but the Lord's _____ will _____."

-- Proverbs 19:21

Draw or write how God can take our plans and use them to glorify Him.

Memory Verse:

July 26, 2026

"Many plans are in a person's heart, but the Lord's decree will prevail." -- Proverbs 19:21

July 26th's lesson was on
The Tower of Babel

Memory Verse:
Many plans are in a person's heart, but the Lord's decree will prevail."
-- Proverbs 19:21 (CSB)

*Kids that recite the memory verse
to the check in desk person next week earn a prize ☺

July 26th's lesson was on
The Tower of Babel

Memory Verse:
Many plans are in a person's heart, but the Lord's decree will prevail."
-- Proverbs 19:21 (CSB)

*Kids that recite the memory verse
to the check in desk person next week earn a prize ☺

July 26th's lesson was on
The Tower of Babel

Memory Verse:
Many plans are in a person's heart, but the Lord's decree will prevail."
-- Proverbs 19:21 (CSB)

*Kids that recite the memory verse
to the check in desk person next week earn a prize ☺

July 26th's lesson was on
The Tower of Babel

Memory Verse:
Many plans are in a person's heart, but the Lord's decree will prevail."
-- Proverbs 19:21 (CSB)

*Kids that recite the memory verse
to the check in desk person next week earn a prize ☺

Free Resource for Families

Link to Bible App for Kids

YouVersion Bible App has a kids version! This app includes 41 stories from the Bible and makes them interactive with readings and games!

Free Resource for Families

Link to Bible App for Kids

YouVersion Bible App has a kids version! This app includes 41 stories from the Bible and makes them interactive with readings and games!

Free Resource for Families

Link to Bible App for Kids

YouVersion Bible App has a kids version! This app includes 41 stories from the Bible and makes them interactive with readings and games!

Free Resource for Families

Link to Bible App for Kids

YouVersion Bible App has a kids version! This app includes 41 stories from the Bible and makes them interactive with readings and games!